



US00D877874S

(12) **United States Design Patent**
Liu et al.

(10) **Patent No.:** **US D877,874 S**
(45) **Date of Patent:** **** Mar. 10, 2020**

(54) **AIR PURIFIER**
(71) Applicant: **Guangdong WAPU Technology Co., Ltd.**, Foshan (CN)
(72) Inventors: **Zhen Liu**, Foshan (CN); **Yonggang Feng**, Foshan (CN); **Jianjun Jiang**, Foshan (CN)
(73) Assignee: **GUANGDONG WAPU TECHNOLOGY CO., LTD.**, Foshan (CN)

D355,962 S * 2/1995 Chiu D23/364
D523,128 S * 6/2006 Zhu D23/364
D565,162 S * 3/2008 Carlson D23/364
D574,072 S * 7/2008 Carlson D23/364
7,806,952 B2 * 10/2010 Fox A61L 9/22
313/292
D704,320 S * 5/2014 Li D23/333
D705,410 S * 5/2014 Terao D23/364
D707,338 S * 6/2014 Ediger D23/356
D716,432 S * 10/2014 Viala A61L 9/03
D23/366
D729,921 S * 5/2015 Poindexter D23/364
D729,923 S * 5/2015 Chou D23/366
D798,430 S * 9/2017 Nord D23/364

(**) Term: **15 Years**

(Continued)

(21) Appl. No.: **29/649,528**

Primary Examiner — Nathan M Johnston
(74) Attorney, Agent, or Firm — Gokalp Bayramoglu

(22) Filed: **May 31, 2018**

(30) **Foreign Application Priority Data**

(57) **CLAIM**

Mar. 26, 2018 (CN) 2018 3 0113478

The ornamental design for an air purifier, as shown and described.

(51) **LOC (12) Cl.** **23-04**

(52) **U.S. Cl.**
USPC **D23/364**

DESCRIPTION

(58) **Field of Classification Search**
USPC D23/355–366, 352, 369, 332, 333, 335, D23/336, 342, 351; 422/120, 122; 55/356, 473, 504; 96/97; D14/188, 170, D14/172; 261/DIG. 17, DIG. 65, 261/DIG. 88, DIG. 31; D18/34.6
CPC .. A61L 9/16; A61L 9/22; B01D 47/00; B01D 47/027; B01D 2221/02; B01D 2259/4508; B03C 3/155; B03C 3/368; F24F 3/16; F24F 13/20; F24F 13/28; F24F 3/1405; F24F 3/1603; F24F 13/222
See application file for complete search history.

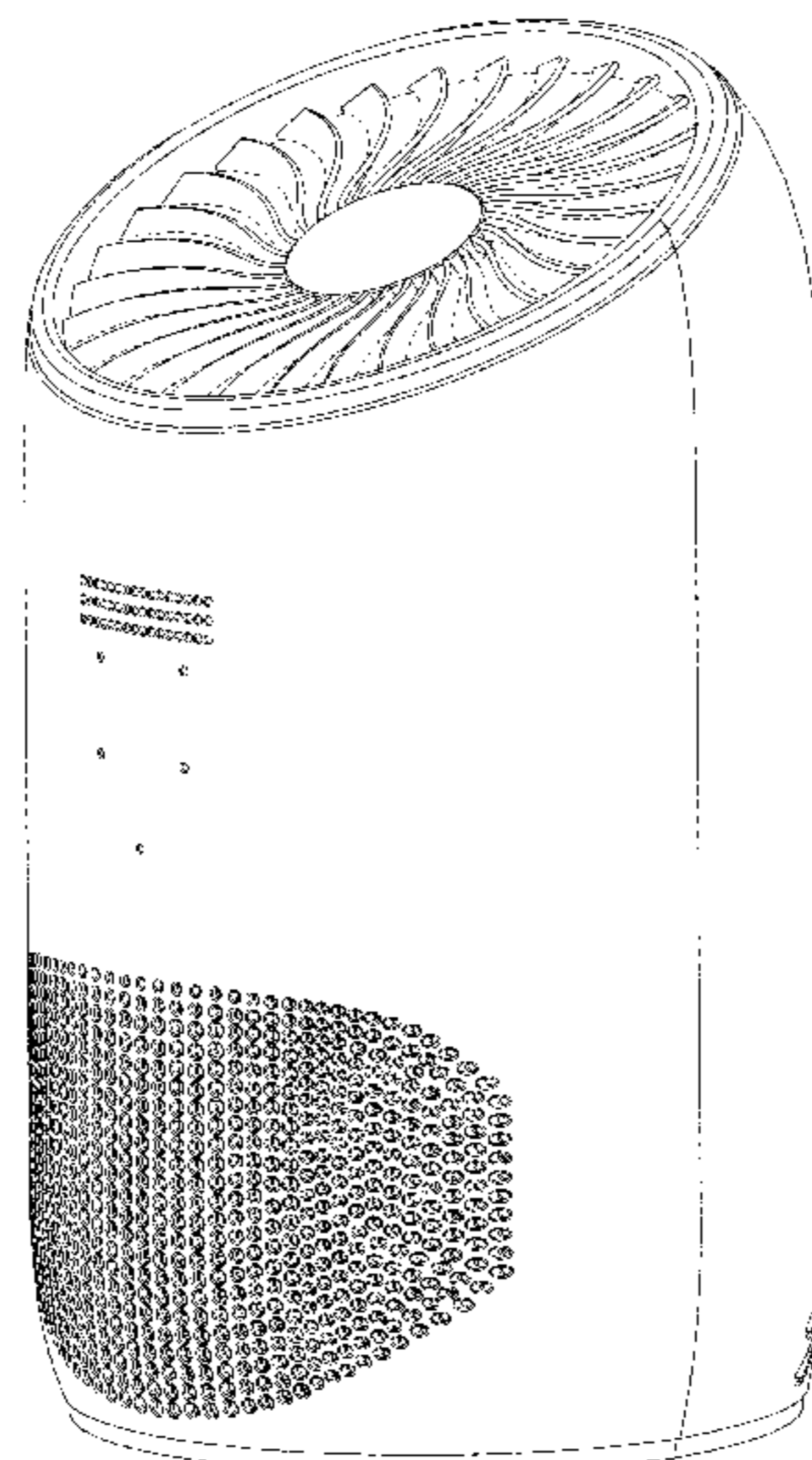
FIG. 1 is a front view of an air purifier showing our new design;
FIG. 2 is a rear view thereof;
FIG. 3 is a right side view thereof;
FIG. 4 is a left side view thereof;
FIG. 5 is a top view thereof;
FIG. 6 is a bottom view thereof;
FIG. 7 is a perspective view of the front side thereof;
FIG. 8 is a perspective view of the rear side thereof;
FIG. 9 is a perspective view of the top-front side thereof;
and,
FIG. 10 is a perspective view of the bottom-rear side thereof.
The broken lines depict portions of an air purifier in which the design is embodied that form no part of the claimed design.

(56) **References Cited**

U.S. PATENT DOCUMENTS

D274,353 S * 6/1984 Hoyle D23/352
D289,857 S * 5/1987 Duval D23/366

1 Claim, 10 Drawing Sheets



(56)

References Cited

U.S. PATENT DOCUMENTS

D799,016	S	*	10/2017	Su	D23/364
D803,369	S	*	11/2017	Kim	D23/364
D804,002	S	*	11/2017	Huang	D23/364
D805,622	S	*	12/2017	Lee	D23/364
D810,905	S	*	2/2018	Yoon	D23/364
D818,095	S	*	5/2018	Cho	D23/364
D818,097	S	*	5/2018	Cho	D23/364
D831,810	S	*	10/2018	Cho	D23/364
D831,811	S	*	10/2018	Cho	D23/364
D835,765	S	*	12/2018	Chen	D23/364
D835,766	S	*	12/2018	Chen	D23/364
D836,760	S	*	12/2018	Fredang	D23/364

* cited by examiner

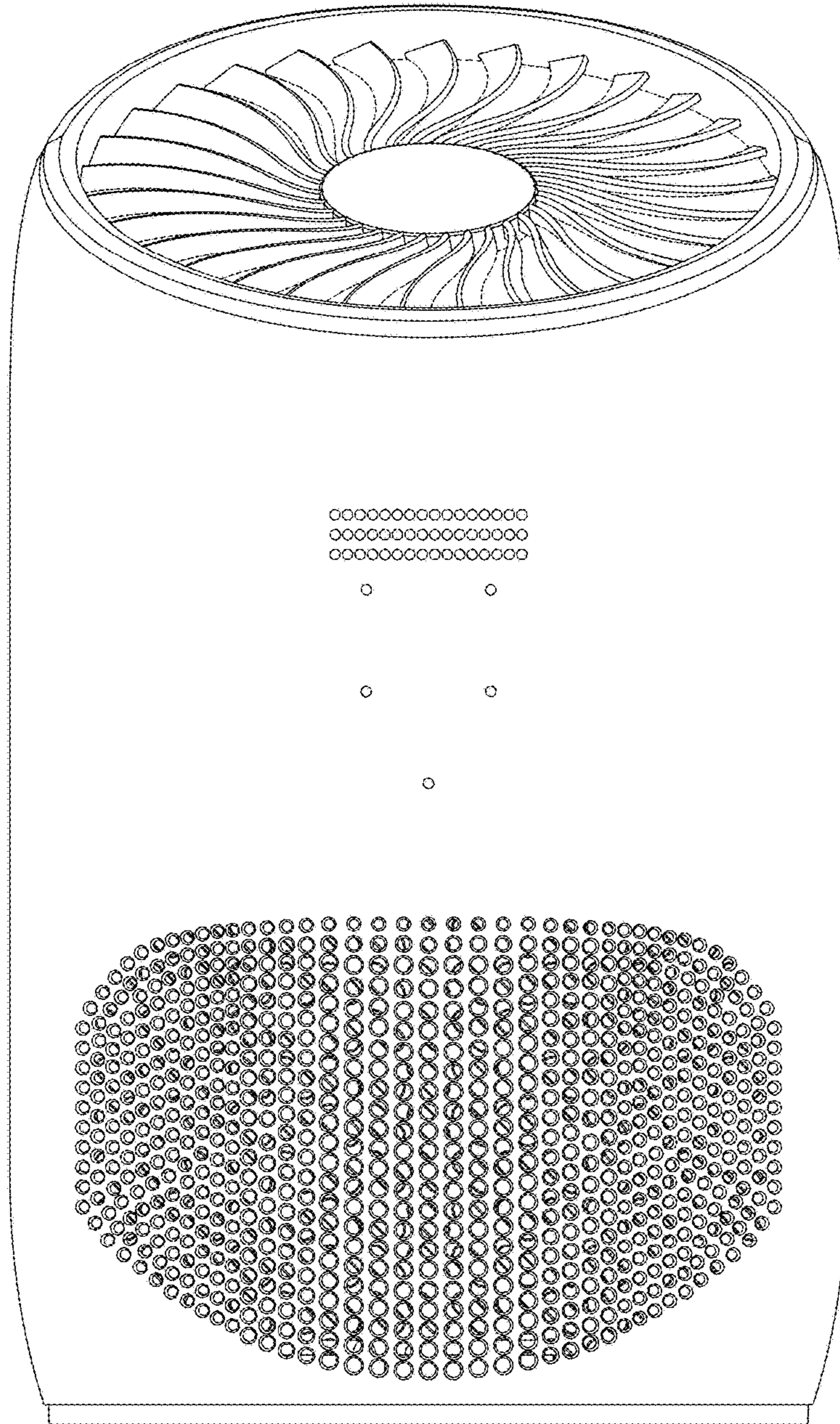


FIG.1




FIG.2

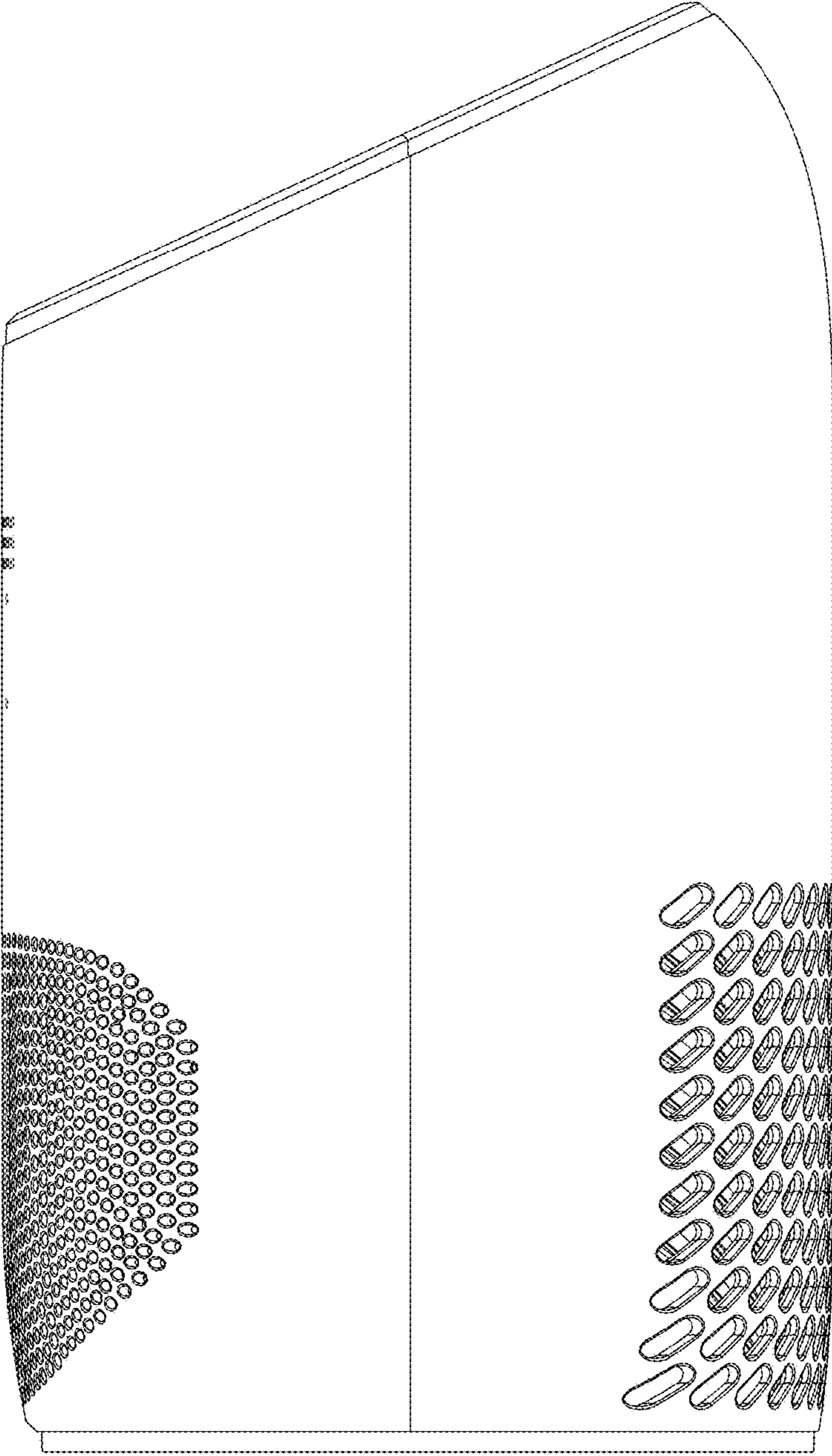


FIG.3

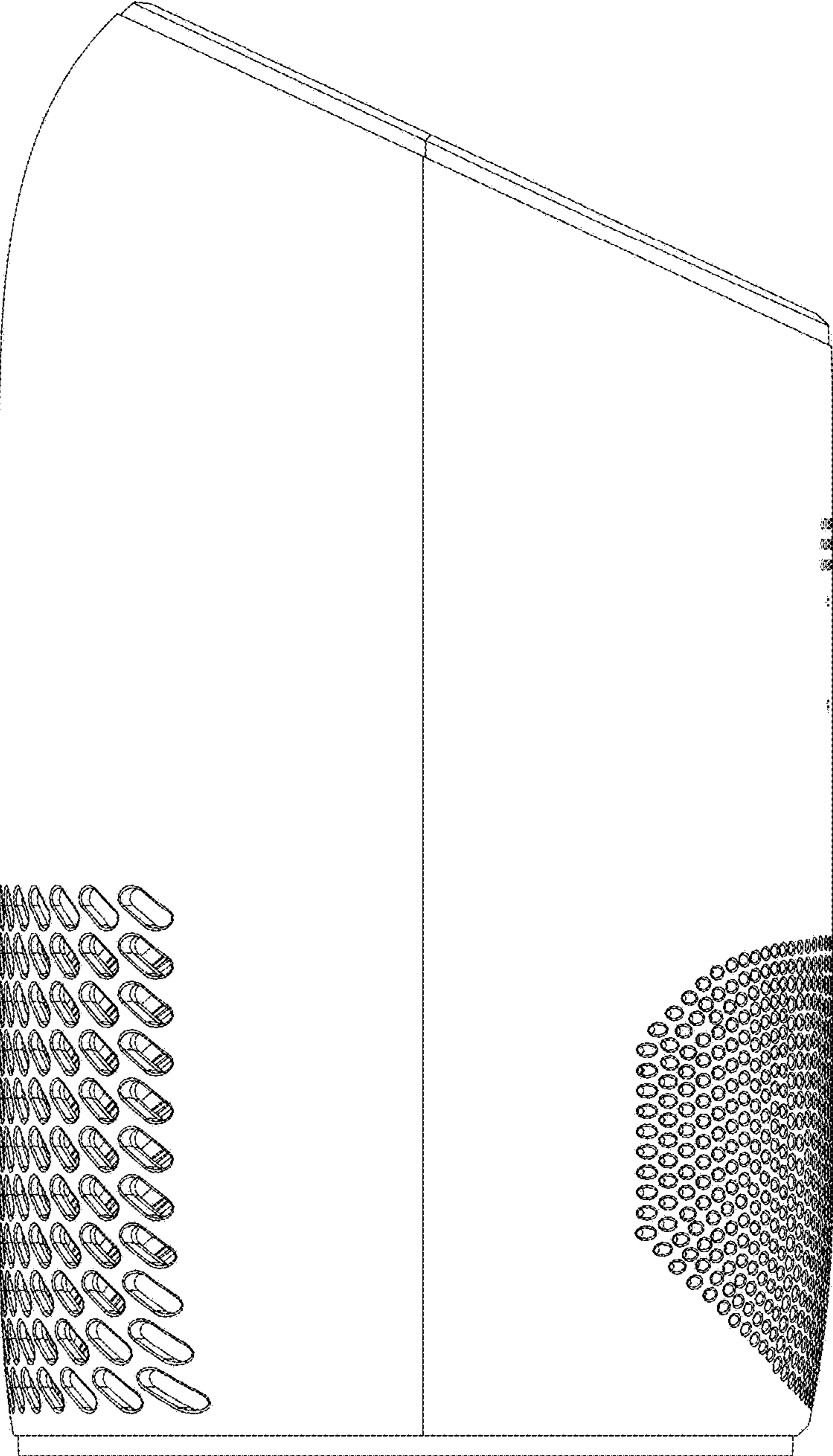


FIG.4

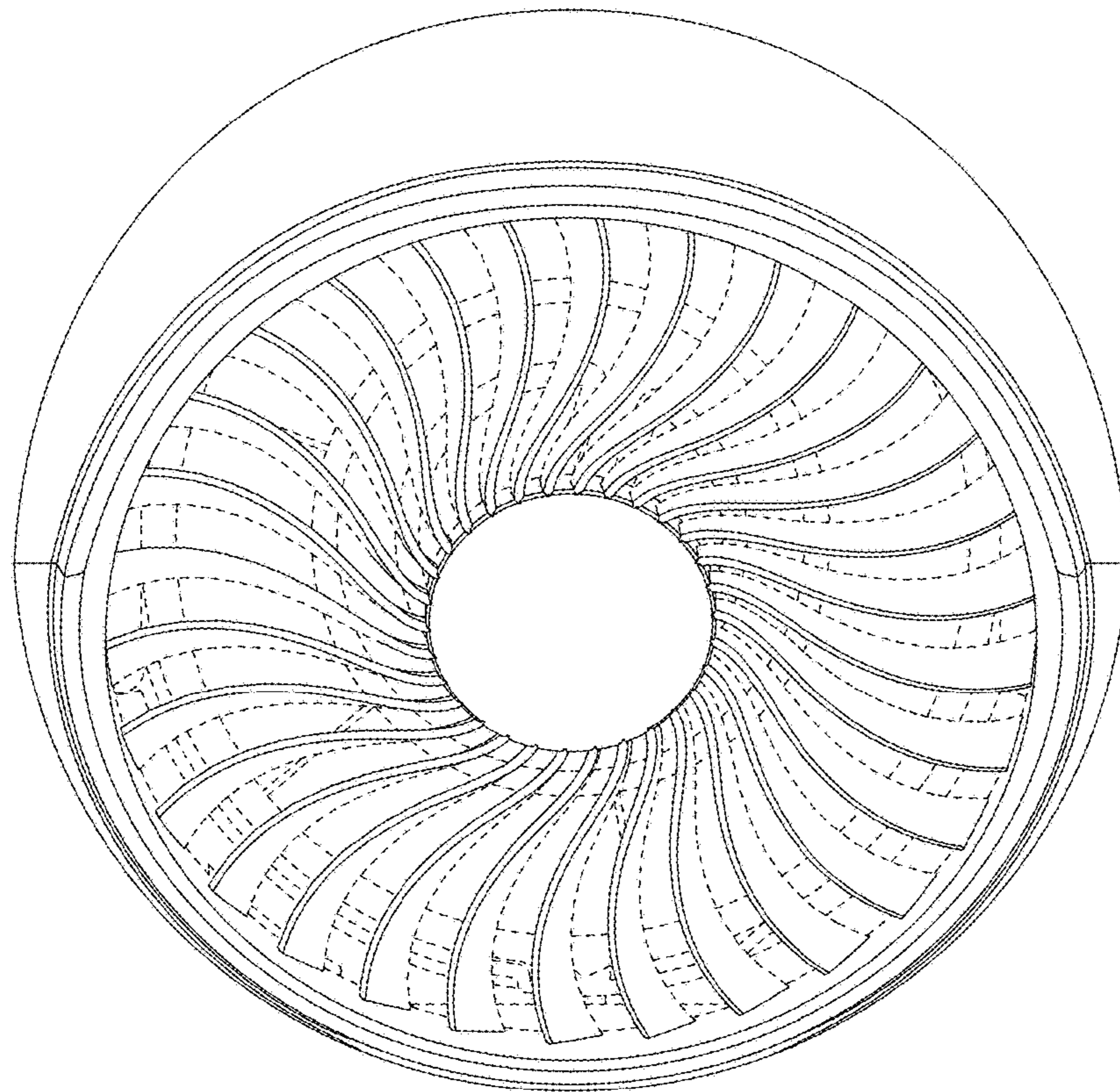


FIG.5

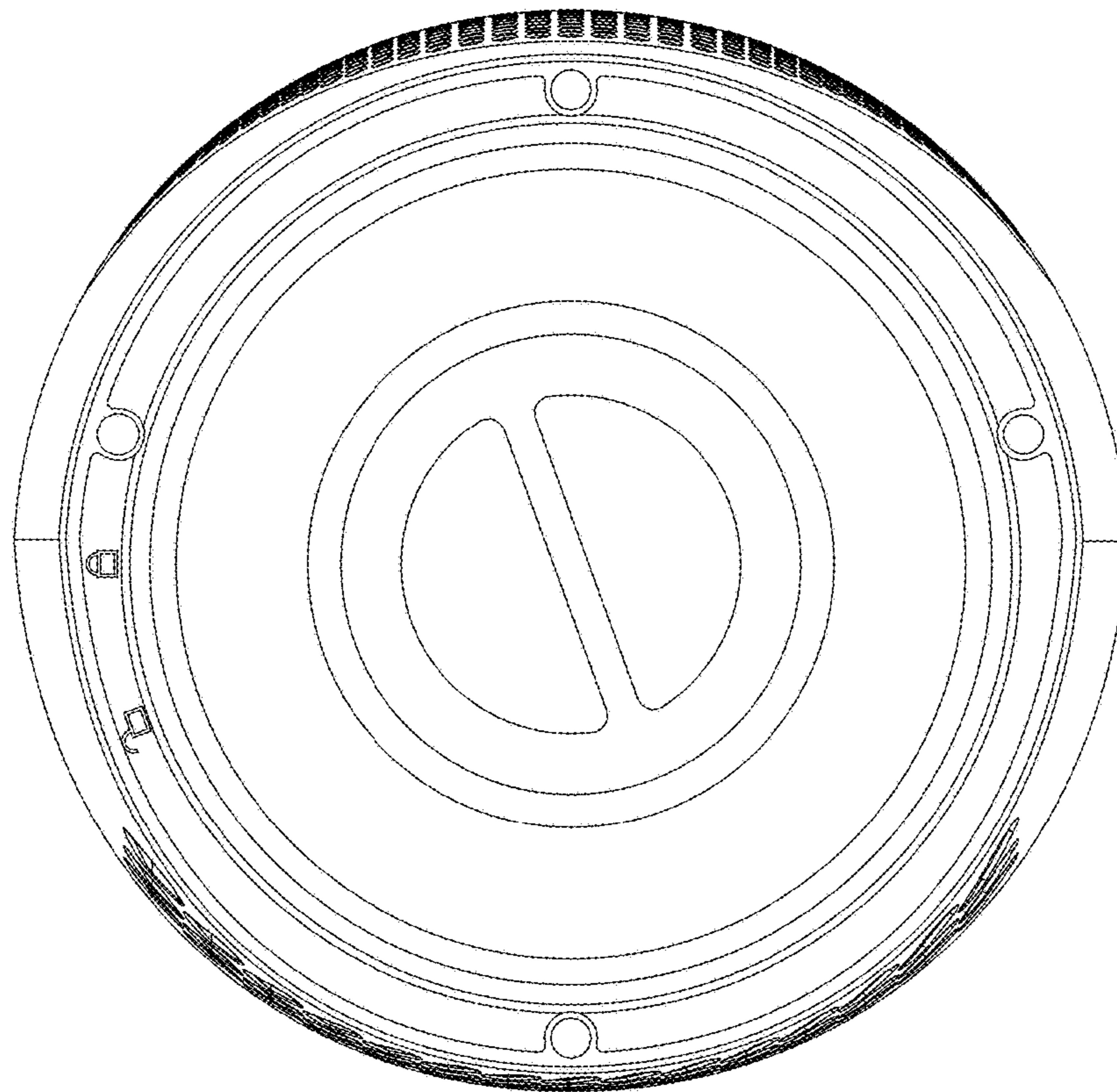


FIG.6

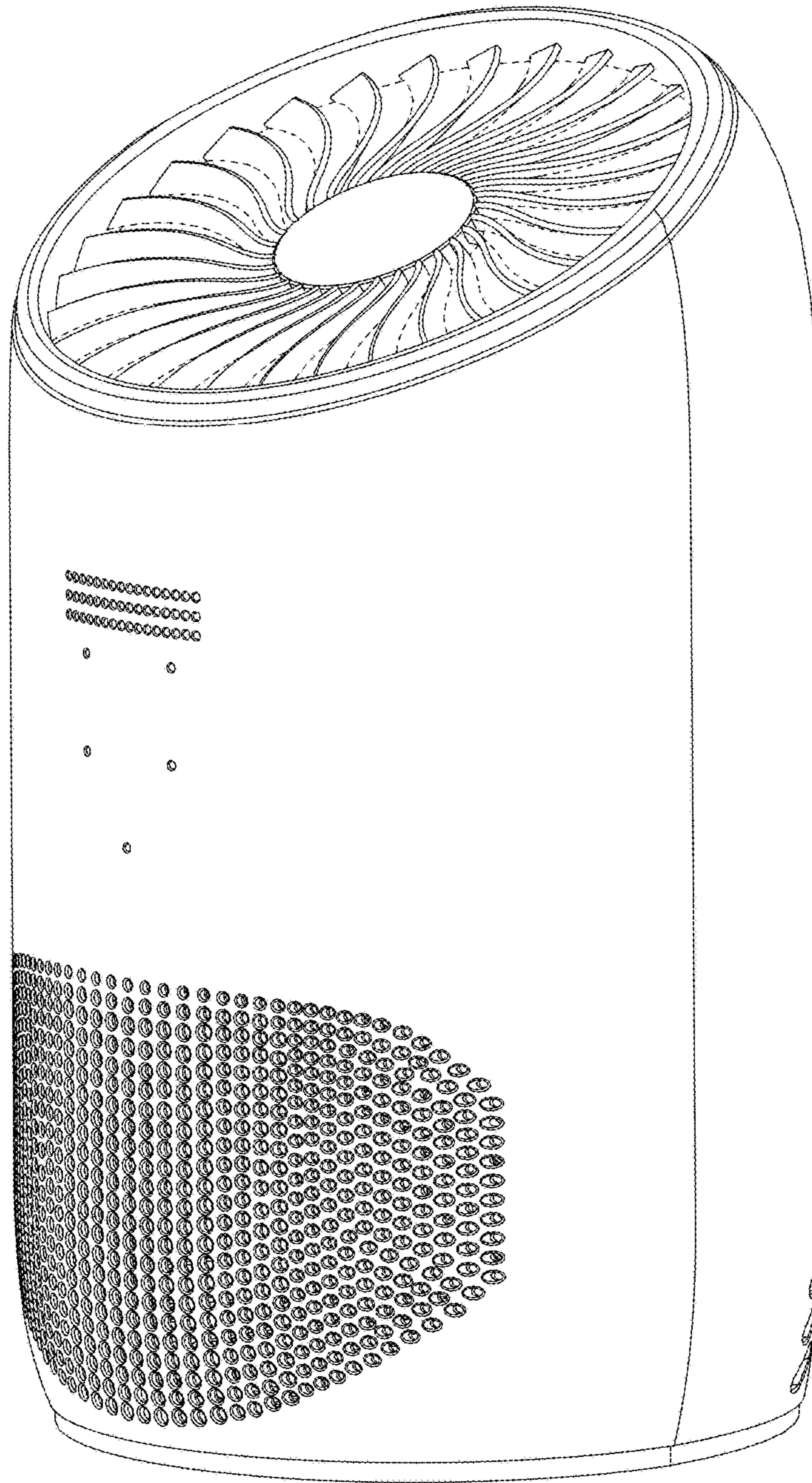


FIG.7




FIG.8

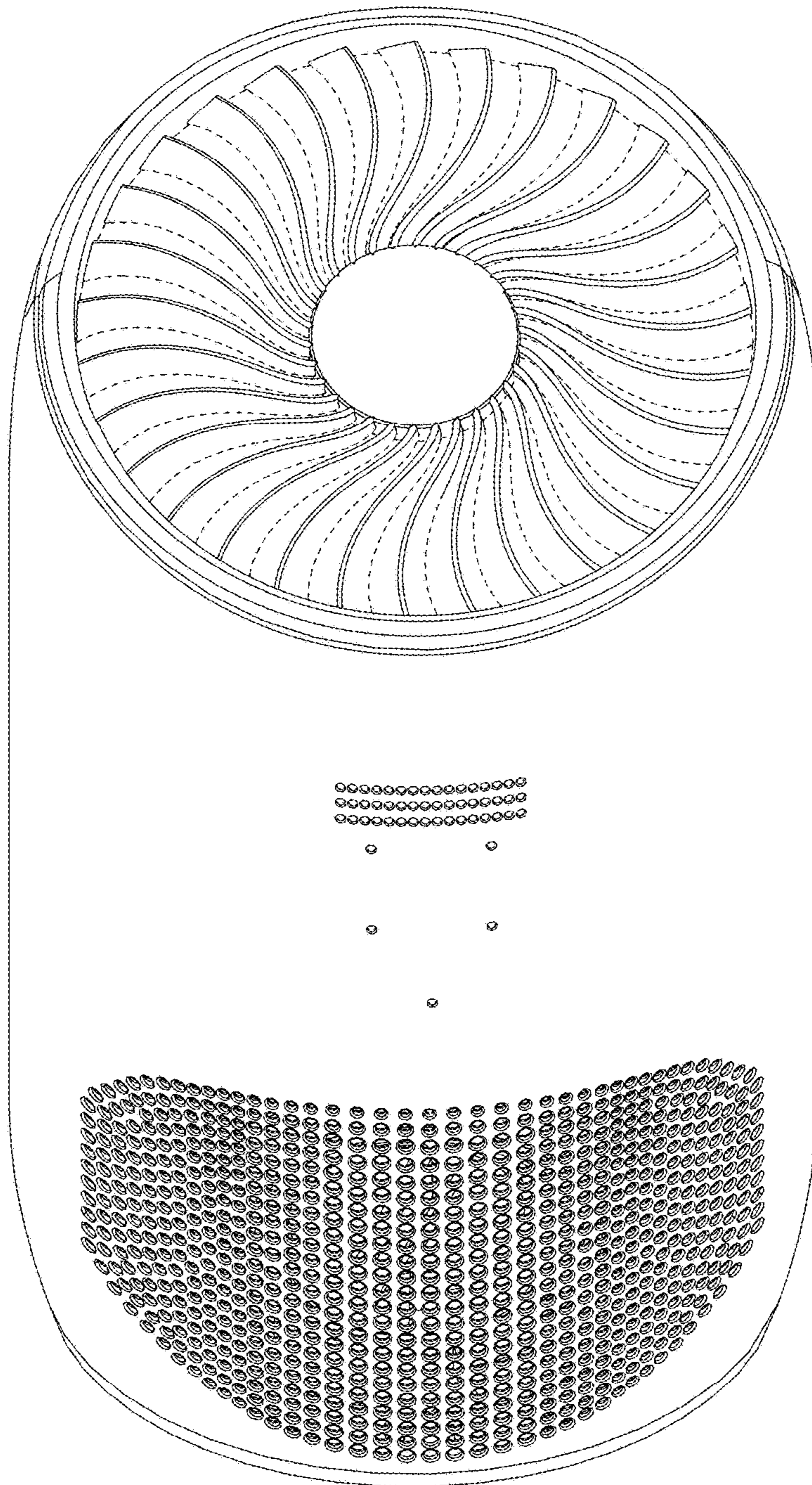


FIG. 9

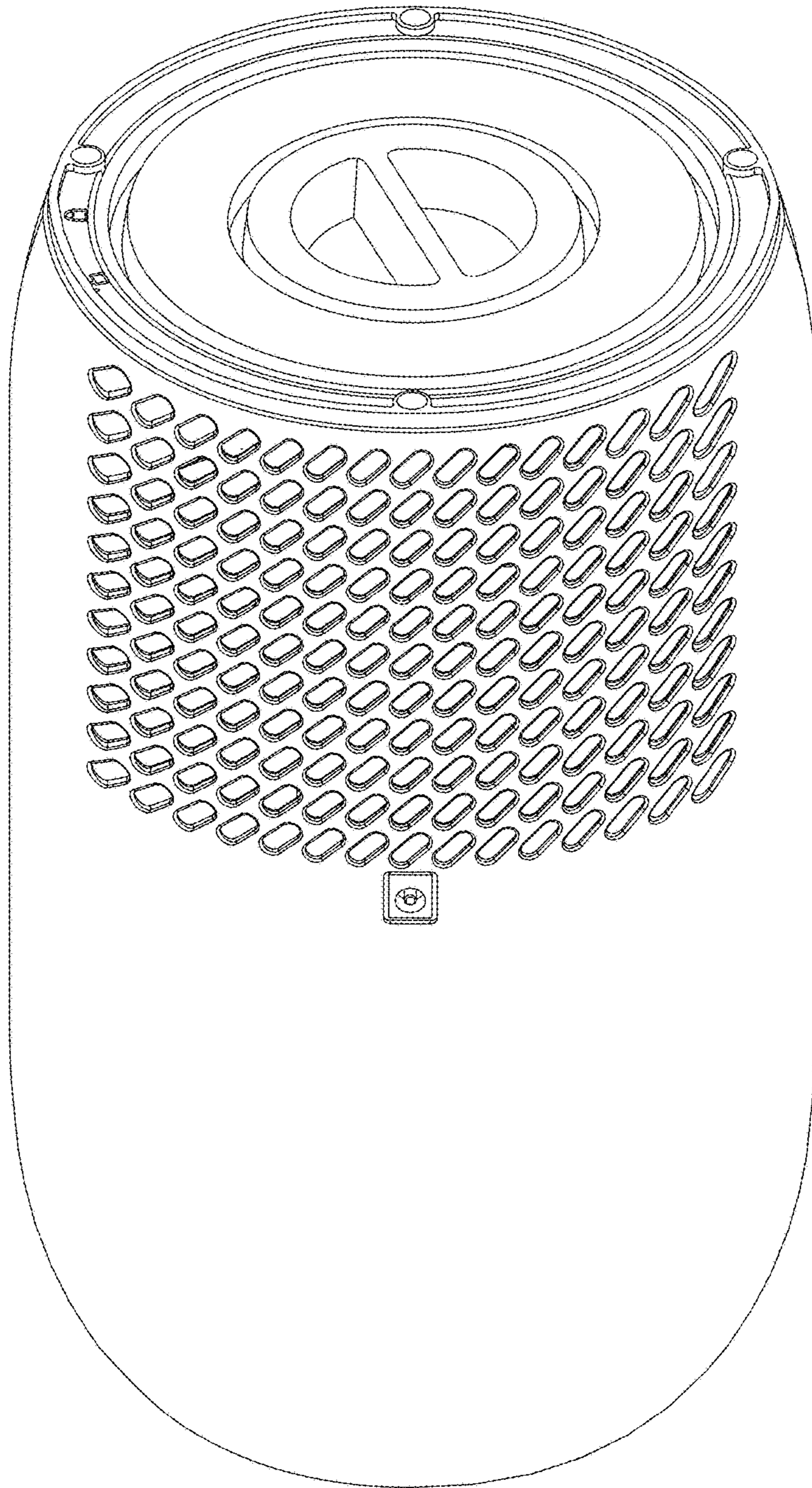


FIG.10