

US00D877871S

(12) **United States Design Patent**  
**Koppineedi et al.**

(10) **Patent No.:** **US D877,871 S**  
(45) **Date of Patent:** **\*\* Mar. 10, 2020**

- (54) **EVAPORATOR UNIT**
- (71) Applicant: **THERMO KING CORPORATION**,  
Minneapolis, MN (US)
- (72) Inventors: **Srinivasa Rao Koppineedi**,  
Minneapolis, MN (US); **Michael R. Weiss**,  
Minneapolis, MN (US); **Michael James Vanous**,  
Minneapolis, MN (US); **Peter J. Loomis**,  
Minneapolis, MN (US); **Terrence Bray**,  
Minneapolis, MN (US)
- (73) Assignee: **THERMO KING CORPORATION**,  
Minneapolis, MN (US)

- 4,497,361 A \* 2/1985 Hajicek ..... F24F 3/1423  
165/10
  - D315,596 S \* 3/1991 Botheras ..... D23/332
  - D316,447 S \* 4/1991 Woodson ..... D23/365
  - 5,154,223 A 10/1992 Ishimaru et al.
  - 5,154,743 A \* 10/1992 Takato ..... B01D 46/26  
55/317
  - 5,162,020 A 11/1992 Asano et al.
  - 5,669,230 A \* 9/1997 Bruce ..... F24F 1/027  
62/285
  - 6,196,303 B1 \* 3/2001 Hepper, IV ..... F24F 1/0007  
165/111
  - 6,355,091 B1 \* 3/2002 Felber ..... F24F 3/1411  
95/10
  - 6,644,559 B2 11/2003 Kondo et al.
  - D489,355 S \* 5/2004 Yeh ..... D14/168
- (Continued)

(\*\*) Term: **15 Years**

(21) Appl. No.: **29/608,078**

(22) Filed: **Jun. 19, 2017**

(51) **LOC (12) Cl.** ..... **23-03**

(52) **U.S. Cl.**  
USPC ..... **D23/359**

(58) **Field of Classification Search**  
USPC ..... D23/317, 381, 382, 314, 325, 332-334,  
D23/351-370, 385  
CPC ... F16K 11/06; F16K 11/11; F24F 1/00; F24F  
1/27; F24F 13/08; F24F 13/15; F24F  
13/1413; F24F 2001/0037; F24F  
2001/004; F24F 2001/0048  
See application file for complete search history.

(56) **References Cited**

**U.S. PATENT DOCUMENTS**

- D176,565 S \* 1/1956 Schoonover ..... D23/333
- D195,464 S \* 6/1963 Foster ..... D13/101
- D195,487 S \* 6/1963 Goldsmith ..... D23/351
- 3,926,103 A \* 12/1975 Smith ..... C03C 17/005  
454/53
- D242,210 S \* 11/1976 Parise ..... D32/21

**OTHER PUBLICATIONS**

U.S. Appl. No. 15/626,822, filed Jun. 19, 2017 (32 pages).

*Primary Examiner* — Nathan M Johnston

(74) *Attorney, Agent, or Firm* — Hamre, Schumann,  
Mueller & Larson, P.C.

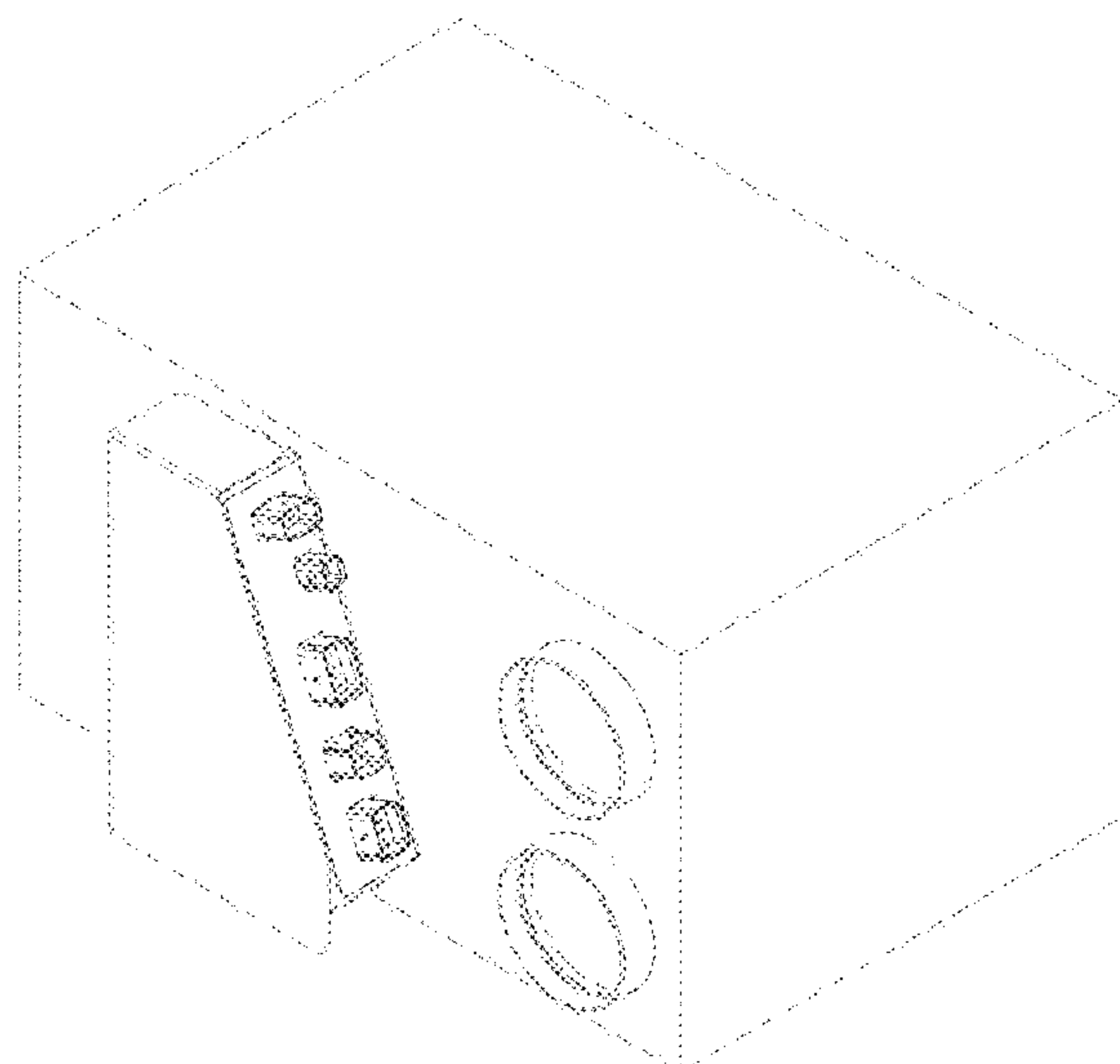
(57) **CLAIM**

The ornamental design for an evaporator unit, as shown and described.

**DESCRIPTION**

FIG. 1 is a front right perspective view of an evaporator unit showing our new design;  
FIG. 2 is a front elevation view thereof;  
FIG. 3 is a rear elevation view thereof;  
FIG. 4 is a right side elevation view thereof;  
FIG. 5 is a left side elevation view thereof;  
FIG. 6 is a top plan view thereof; and,  
FIG. 7 is a bottom plan view thereof.  
The broken lines are included to show features that form no part of the claimed design and are for illustrative purposes only.

**1 Claim, 7 Drawing Sheets**





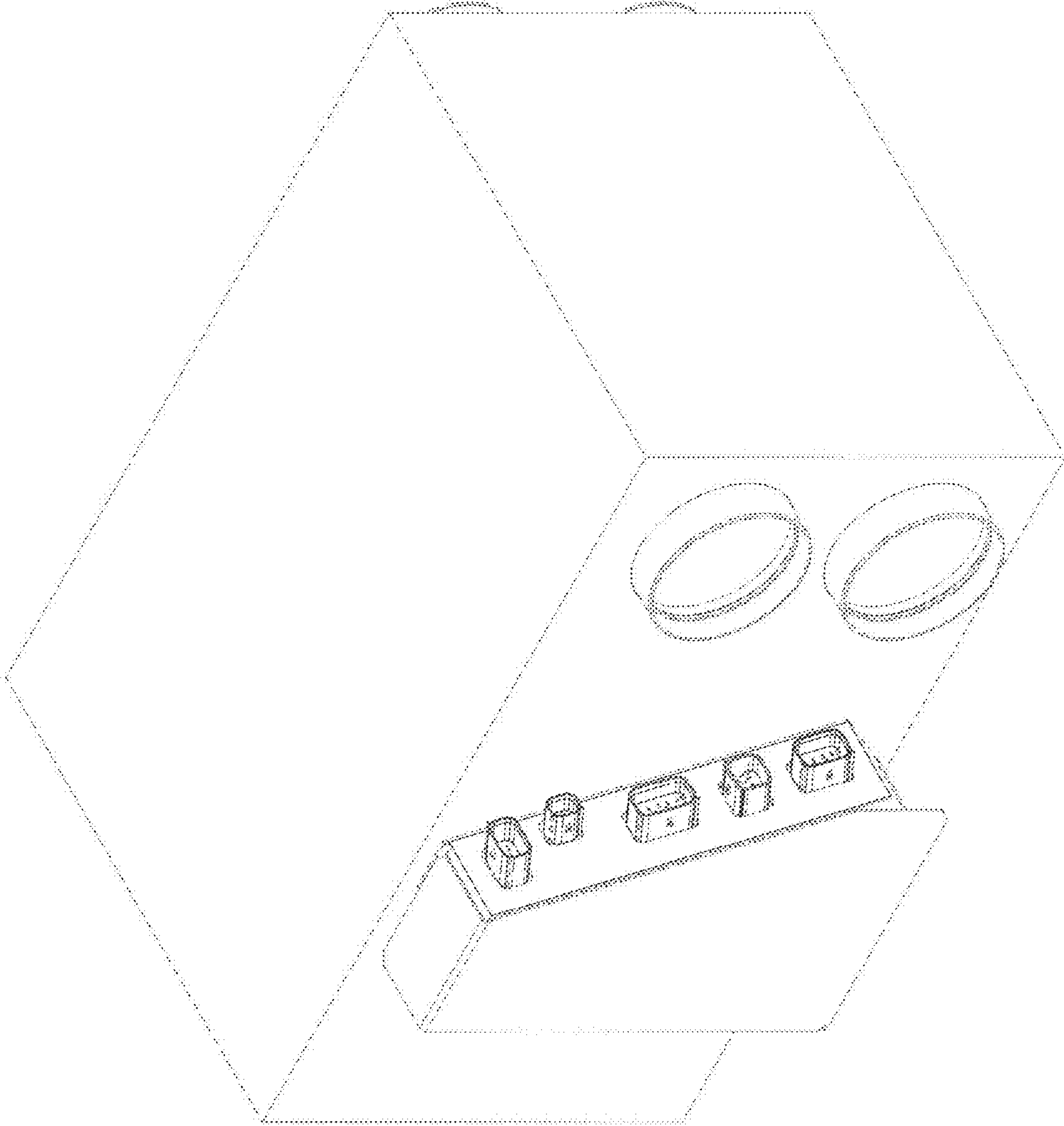


Fig. 1

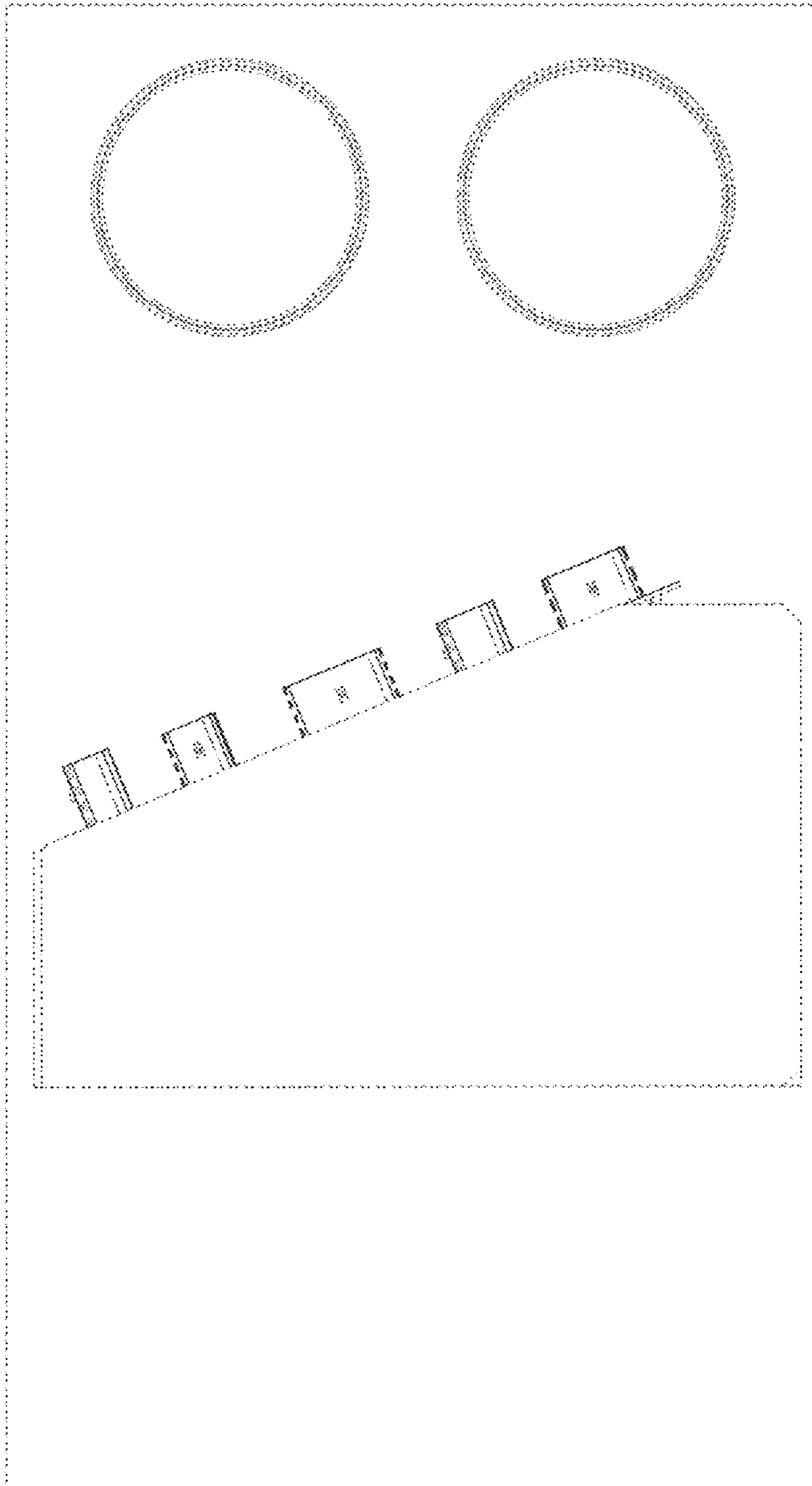


Fig. 2




Fig. 3




Fig. 4




Fig. 5



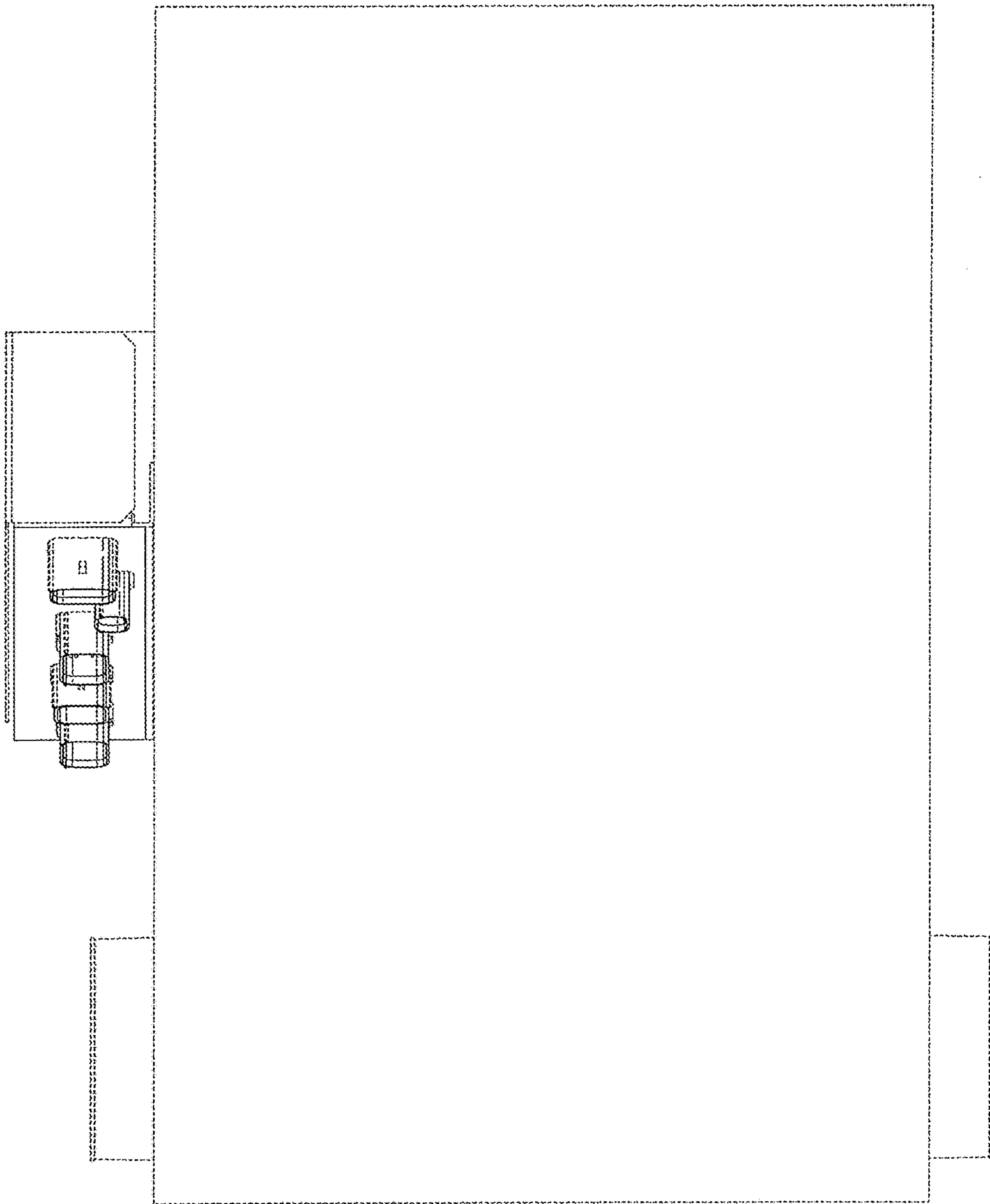


Fig. 6



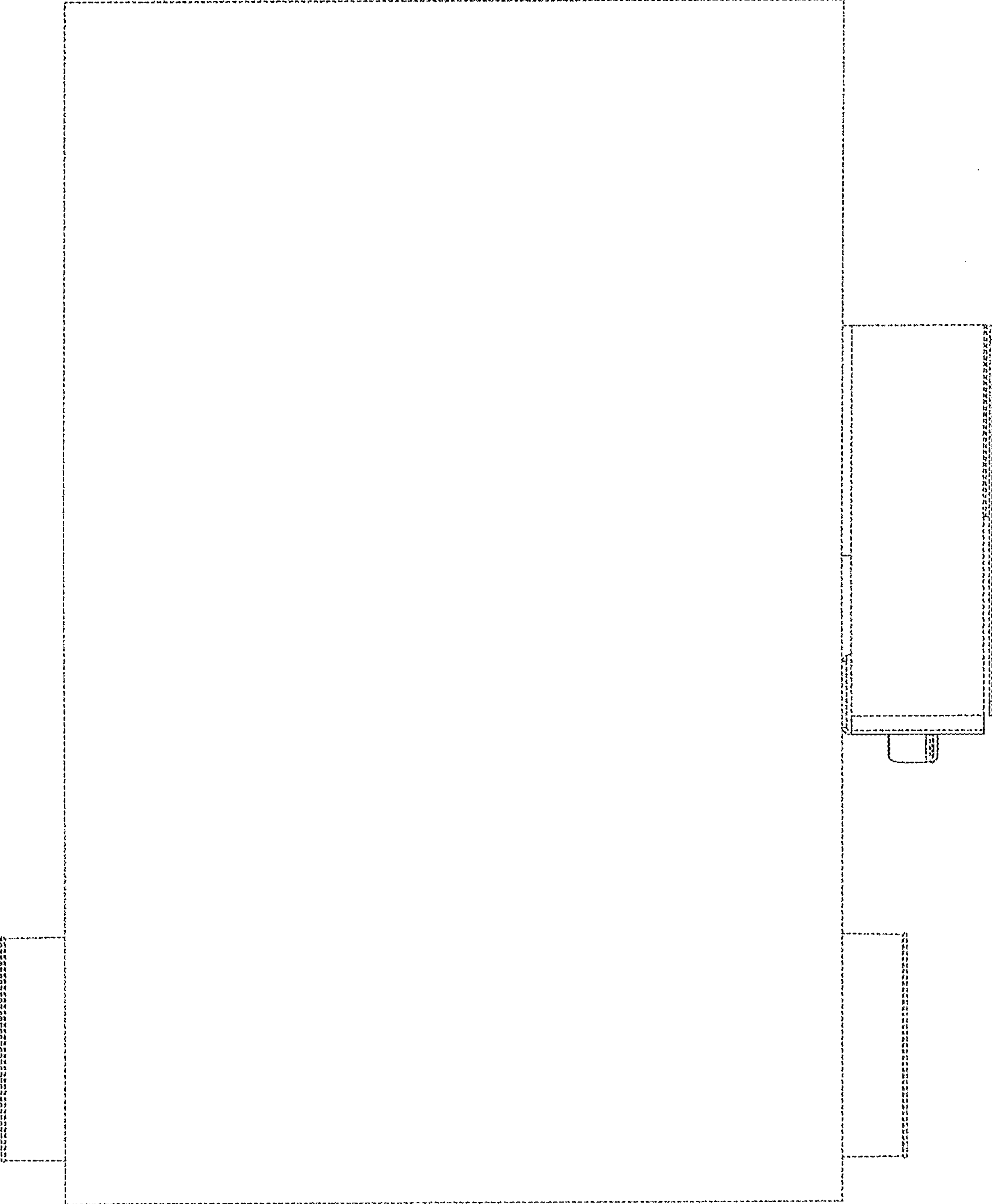


Fig. 7