



US00D877869S

(12) **United States Design Patent** (10) **Patent No.:** **US D877,869 S**  
**Schanzenbach et al.** (45) **Date of Patent:** **\*\* \*Mar. 10, 2020**

(54) **SINK**  
(71) Applicant: **BLANCO GmbH + Co KG**,  
Oberderdingen (DE)  
(72) Inventors: **Timo Schanzenbach**, Bad Schönborn  
(DE); **Brigitte Ziemann**, Eppingen  
(DE)  
(73) Assignee: **BLANCO GmbH + Co KG**,  
Oberderdingen (DE)  
(\* ) Notice: This patent is subject to a terminal dis-  
claimer.  
(\*\*) Term: **15 Years**  
(21) Appl. No.: **29/622,259**  
(22) Filed: **Oct. 16, 2017**  
(51) **LOC (12) Cl.** ..... **23-02**  
(52) **U.S. Cl.**  
USPC ..... **D23/293.1**  
(58) **Field of Classification Search**  
USPC ..... D23/284, 293.1, 287-292, 303, 308;  
D9/425  
CPC ..... A47K 1/04; A47B 77/06; A47J 47/20  
See application file for complete search history.

D575,380 S \* 8/2008 Ziemann ..... D23/293.1  
D657,028 S \* 4/2012 Eilmus ..... D23/284  
D708,309 S \* 7/2014 Kurth ..... D23/293.1  
D716,918 S \* 11/2014 Kuch ..... D23/284  
D717,411 S \* 11/2014 Kuch ..... D23/284  
D729,362 S \* 5/2015 Eilmus ..... D23/308  
D796,651 S \* 9/2017 Ziemann ..... D23/293.1  
D826,385 S \* 8/2018 Ziemann ..... D23/293.1

**OTHER PUBLICATIONS**

Blanco sink reference [Jan. 30, 2019] found online [Jan. 30,  
2019]—[https://www.blanco-germany.com/en\\_us/en\\_us/sinks/ada\\_sinks/ada\\_sinks.html](https://www.blanco-germany.com/en_us/en_us/sinks/ada_sinks/ada_sinks.html).\*

\* cited by examiner

*Primary Examiner* — Lakiya G Rogers

*Assistant Examiner* — John A Voytek

(74) *Attorney, Agent, or Firm* — Hanley, Flight and  
Zimmerman, LLC

(57) **CLAIM**

The ornamental design for a “sink”, as shown and described.

**DESCRIPTION**

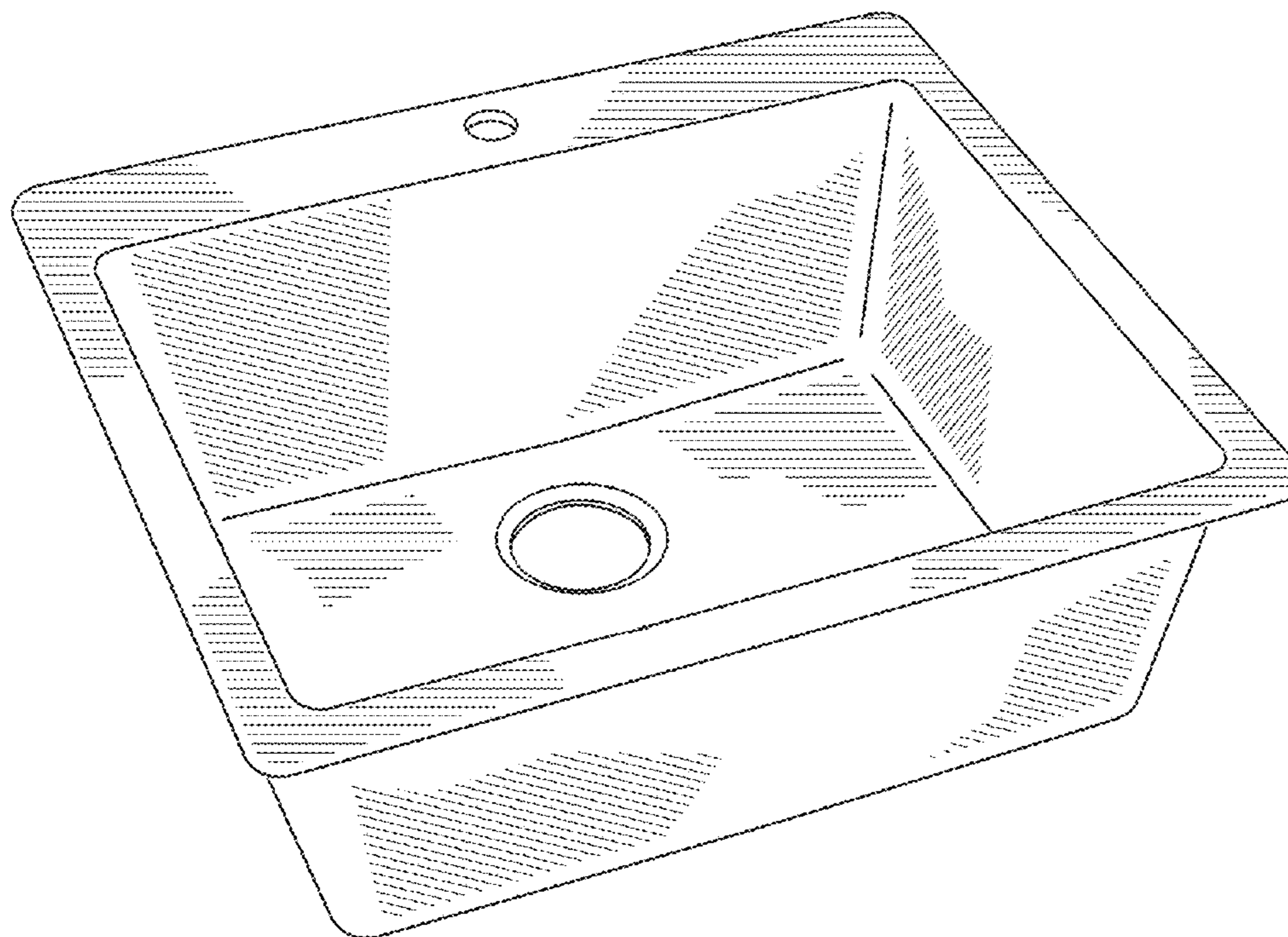
FIG. 1 is a perspective view of a sink.  
FIG. 2 is a top plan view of the sink of FIG. 1.  
FIG. 3 is a bottom plan view of the sink of FIG. 1.  
FIG. 4 is a front view of the sink of FIG. 1.  
FIG. 5 is a rear view of the sink of FIG. 1.  
FIG. 6 is a right side view of the sink of FIG. 1; and,  
FIG. 7 is a left side view of the sink of FIG. 1.  
The features shown in broken lines form no part of the  
claimed design.

(56) **References Cited**

**U.S. PATENT DOCUMENTS**

D494,664 S \* 8/2004 Arnold ..... D23/293.1  
D537,925 S \* 3/2007 Mahon ..... D23/293.1  
D547,840 S \* 7/2007 Ziemann ..... D23/293.1  
D547,842 S \* 7/2007 Ziemann ..... D23/293.1

**1 Claim, 7 Drawing Sheets**



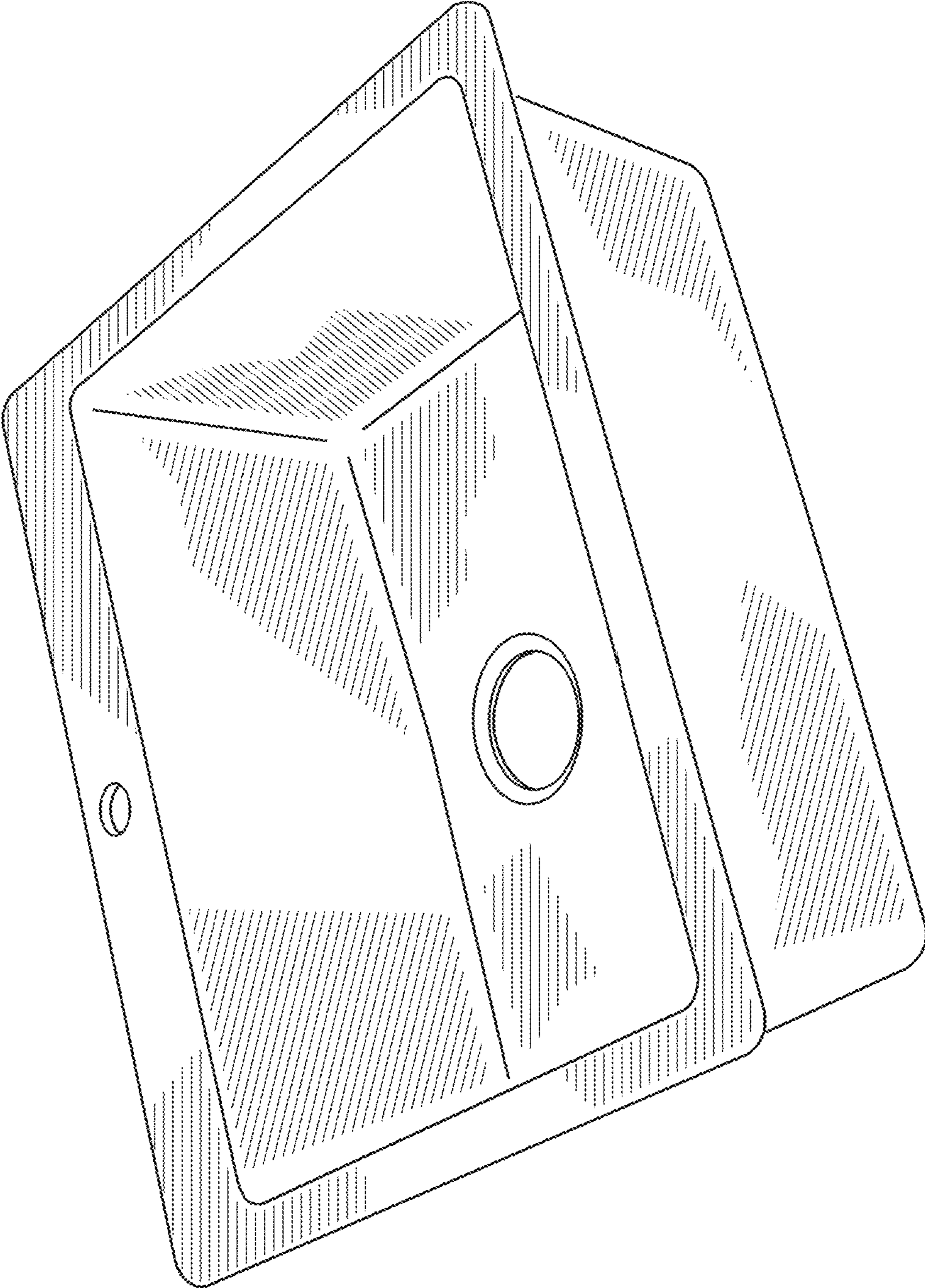


FIG. 1

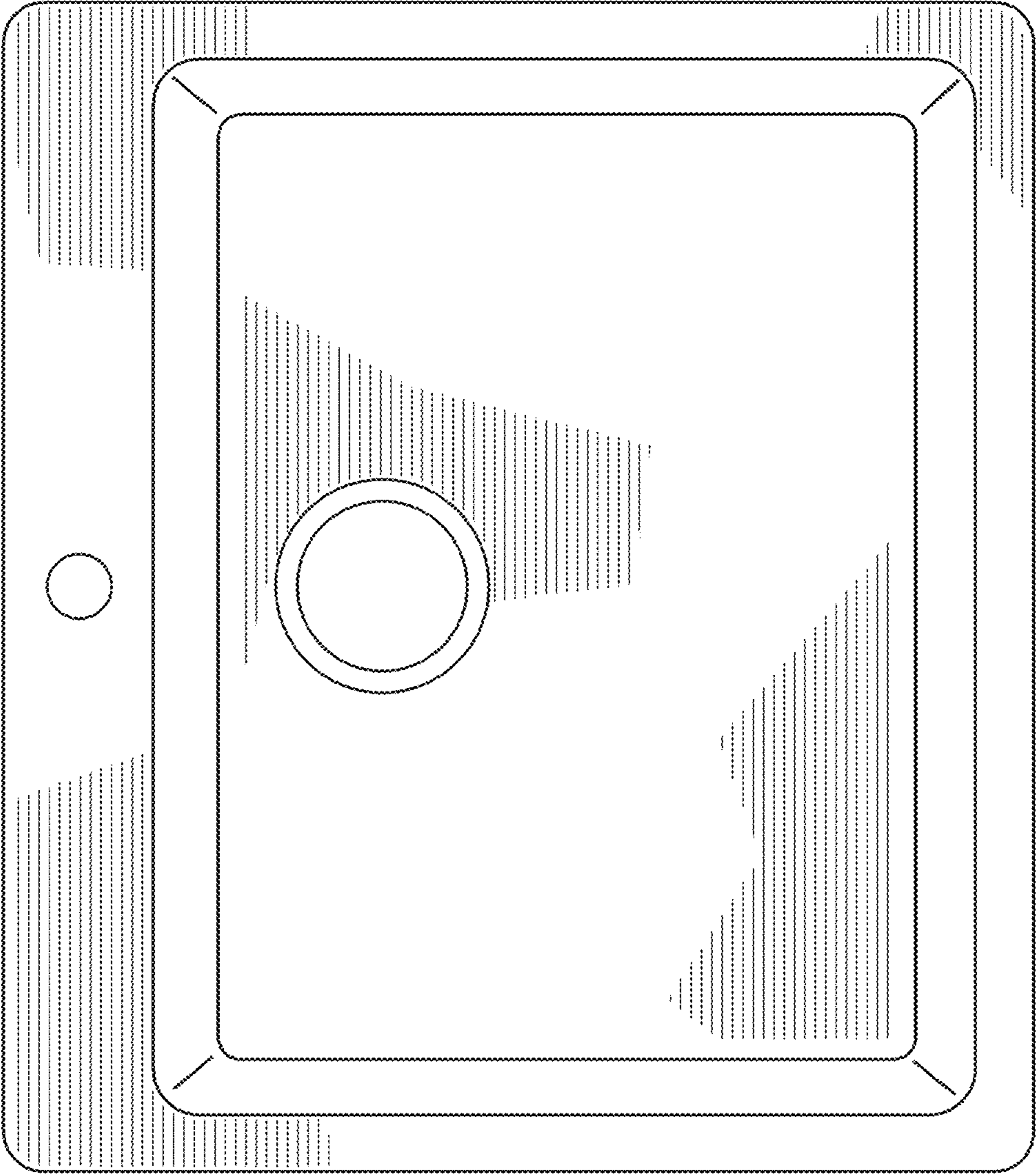


FIG. 2

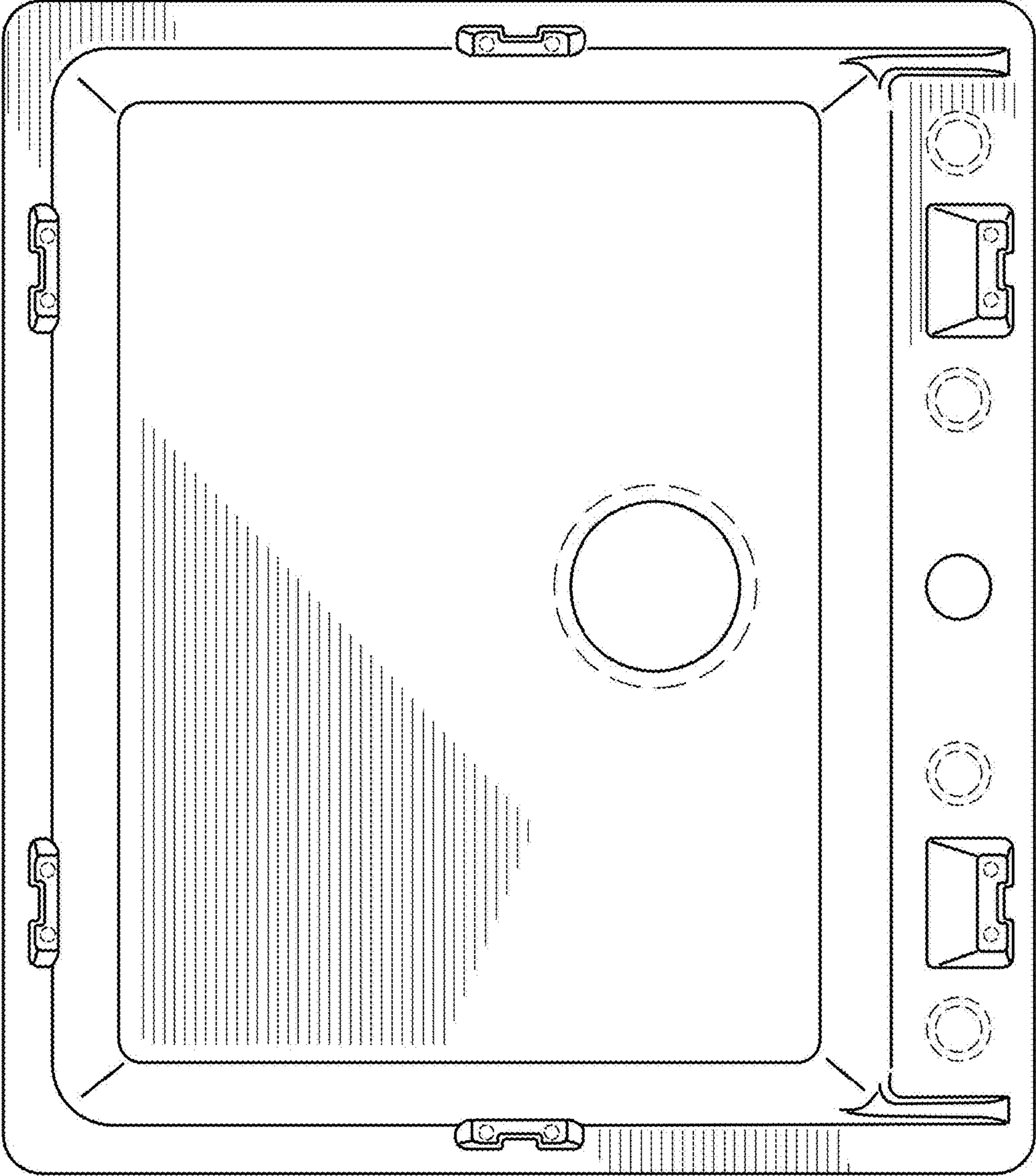


FIG. 3

FIG. 4

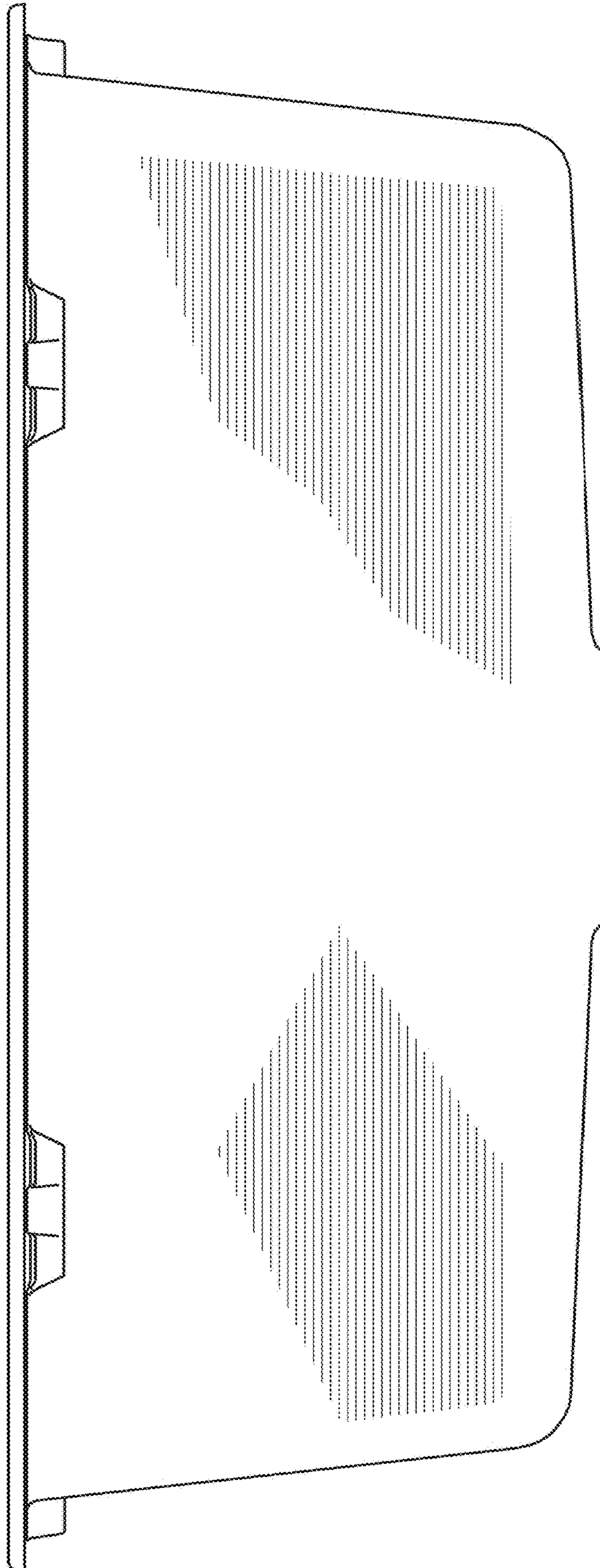


FIG. 5

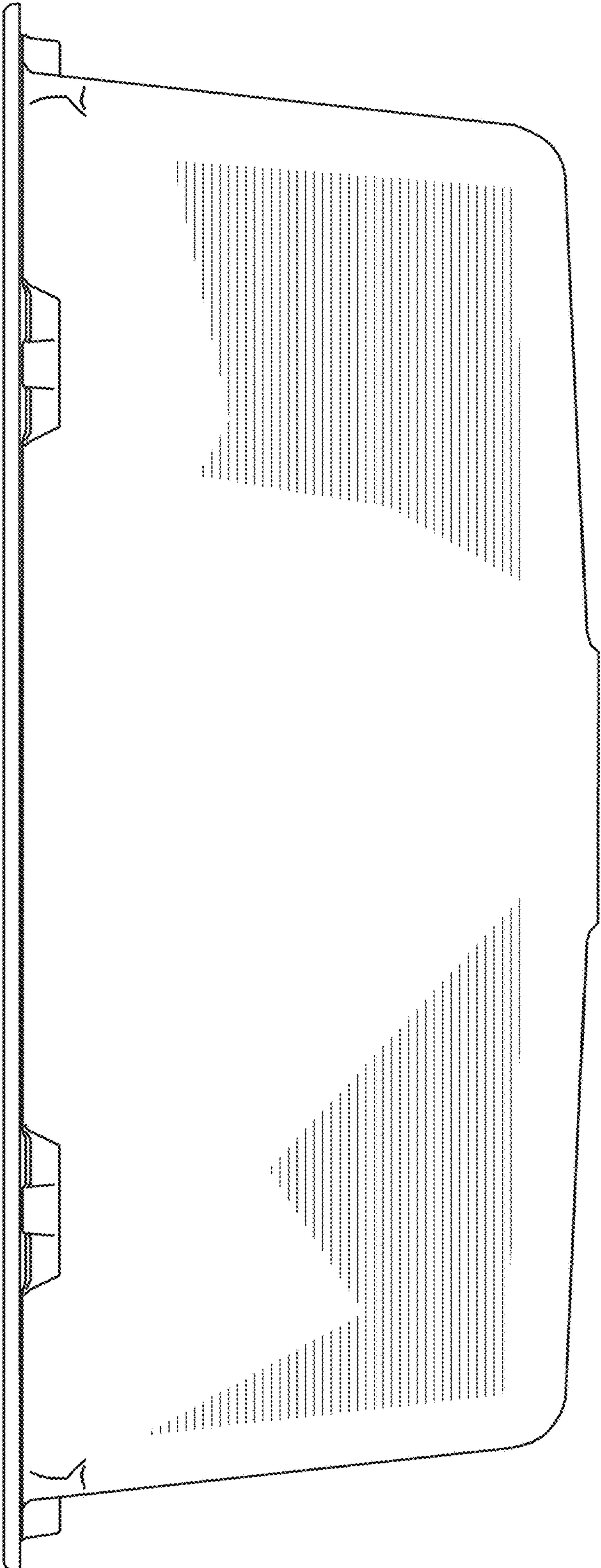


FIG. 6

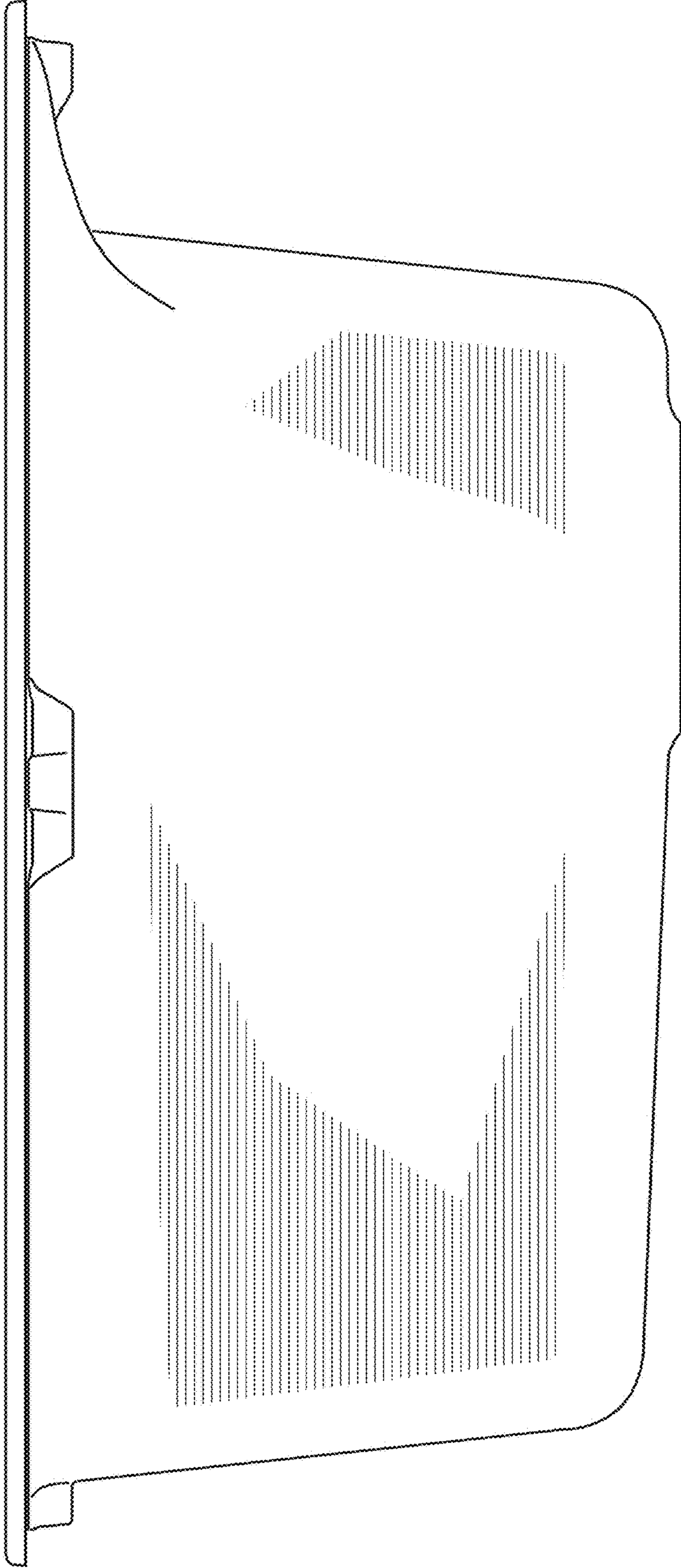


FIG. 7

