



US00D877863S

(12) **United States Design Patent**  
**Rockwell**

(10) **Patent No.:** **US D877,863 S**  
(45) **Date of Patent:** **\*\* Mar. 10, 2020**

(54) **FAUCET**

(71) Applicant: **GESSI S.P.A.**, Serravalle Sesia (IT)

(72) Inventor: **David Rockwell**, New York, NY (US)

(73) Assignee: **GESSI S.P.A.**, Serravalle Sesia (VC)  
(IT)

(\*\*) Term: **15 Years**

(21) Appl. No.: **29/681,464**

(22) Filed: **Feb. 26, 2019**

**Related U.S. Application Data**

(62) Division of application No. 35/504,205, filed on Jun. 28, 2017 (U.S. filing date under 35 U.S.C. 384), and having an international filing date of Jun. 28, 2017.

(51) **LOC (12) Cl.** ..... **23-01**

(52) **U.S. Cl.**  
USPC ..... **D23/255**

(58) **Field of Classification Search**  
USPC ..... D23/233, 238, 239, 241–243, 245,  
D23/248–254, 255, 257  
CPC ..... E03C 1/04; E03C 1/0401; E03C 1/0402;  
E03C 1/0404; E03C 1/0409  
See application file for complete search history.

(56) **References Cited**

**U.S. PATENT DOCUMENTS**

D364,220 S \* 11/1995 Hill ..... D23/255  
D366,099 S \* 1/1996 Hill ..... D23/255  
D477,654 S \* 7/2003 Citterio ..... D23/241

D479,740 S \* 9/2003 Citterio ..... D23/242  
D580,527 S \* 11/2008 Zhang ..... D23/255  
D581,492 S \* 11/2008 Schonherr ..... D23/255  
D582,525 S \* 12/2008 Downey ..... D23/255  
D734,837 S \* 7/2015 Sieger ..... D23/242  
D776,792 S \* 1/2017 Neumayr ..... D23/242  
D818,564 S \* 5/2018 Garland ..... D23/255  
D820,415 S \* 6/2018 McKeone ..... D23/255  
D823,438 S \* 7/2018 Sieger ..... D23/242  
D823,439 S \* 7/2018 Sieger ..... D23/242  
D839,392 S \* 1/2019 Cummings ..... D23/255  
D846,083 S \* 4/2019 Garland ..... D23/255

\* cited by examiner

*Primary Examiner* — Keli L Hill

(74) *Attorney, Agent, or Firm* — Underwood & Associates, LLC

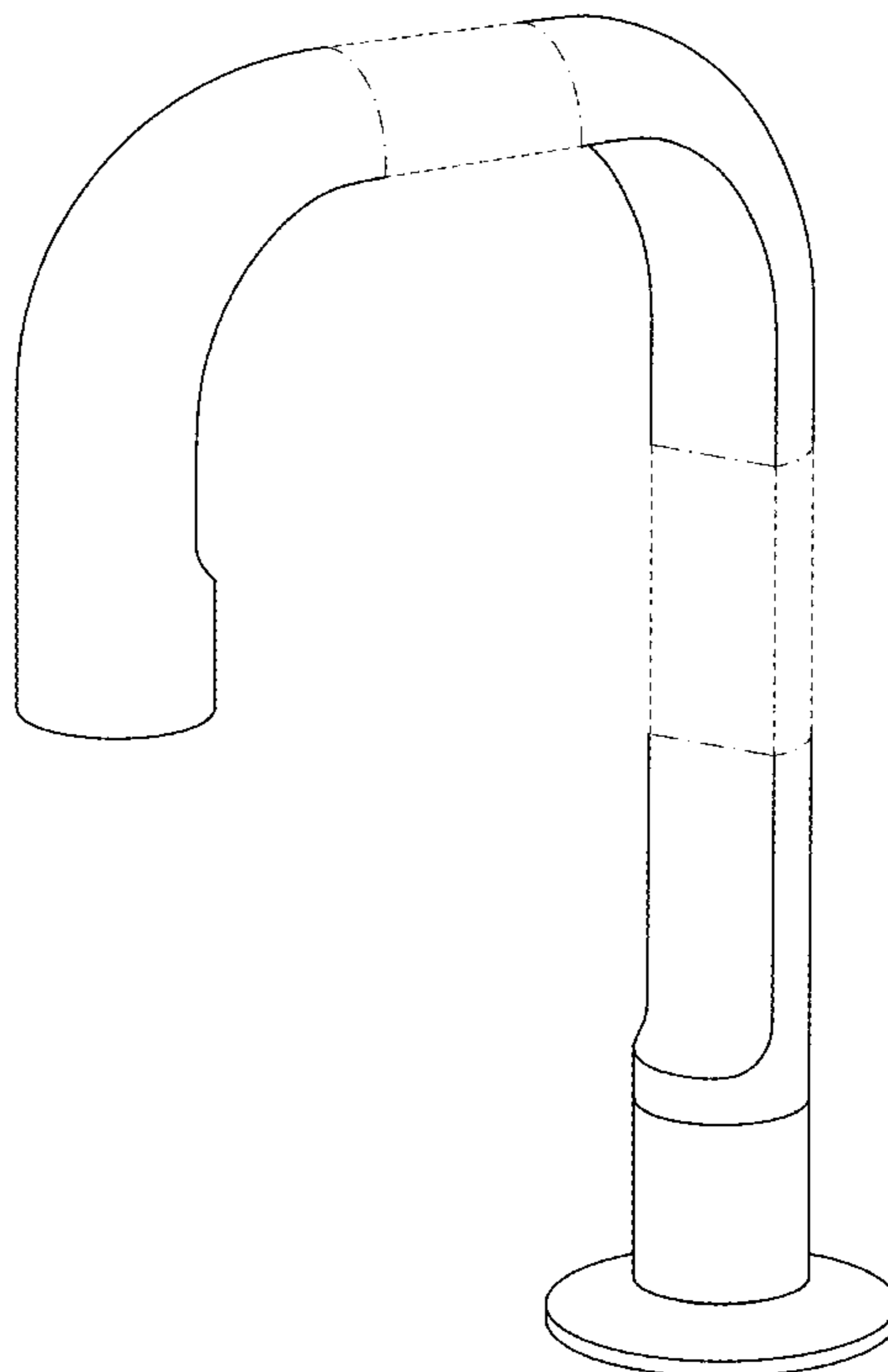
(57) **CLAIM**

The ornamental design for a faucet, as shown and described.

**DESCRIPTION**

FIG. 1 is a perspective view of a faucet showing my new design;  
FIG. 2 is a top plan view thereof;  
FIG. 3 is a bottom plan view thereof;  
FIG. 4 is a right-side elevation view thereof;  
FIG. 5 is a left-side elevation view thereof;  
FIG. 6 is a rear elevation view thereof; and,  
FIG. 7 is a front elevation view thereof.  
The dash-dot-dash broken lines represent the bounds of the claim, while all other broken lines are included for the purpose of illustrating portions of the faucet; the broken lines form no part of the claimed design.

**1 Claim, 7 Drawing Sheets**



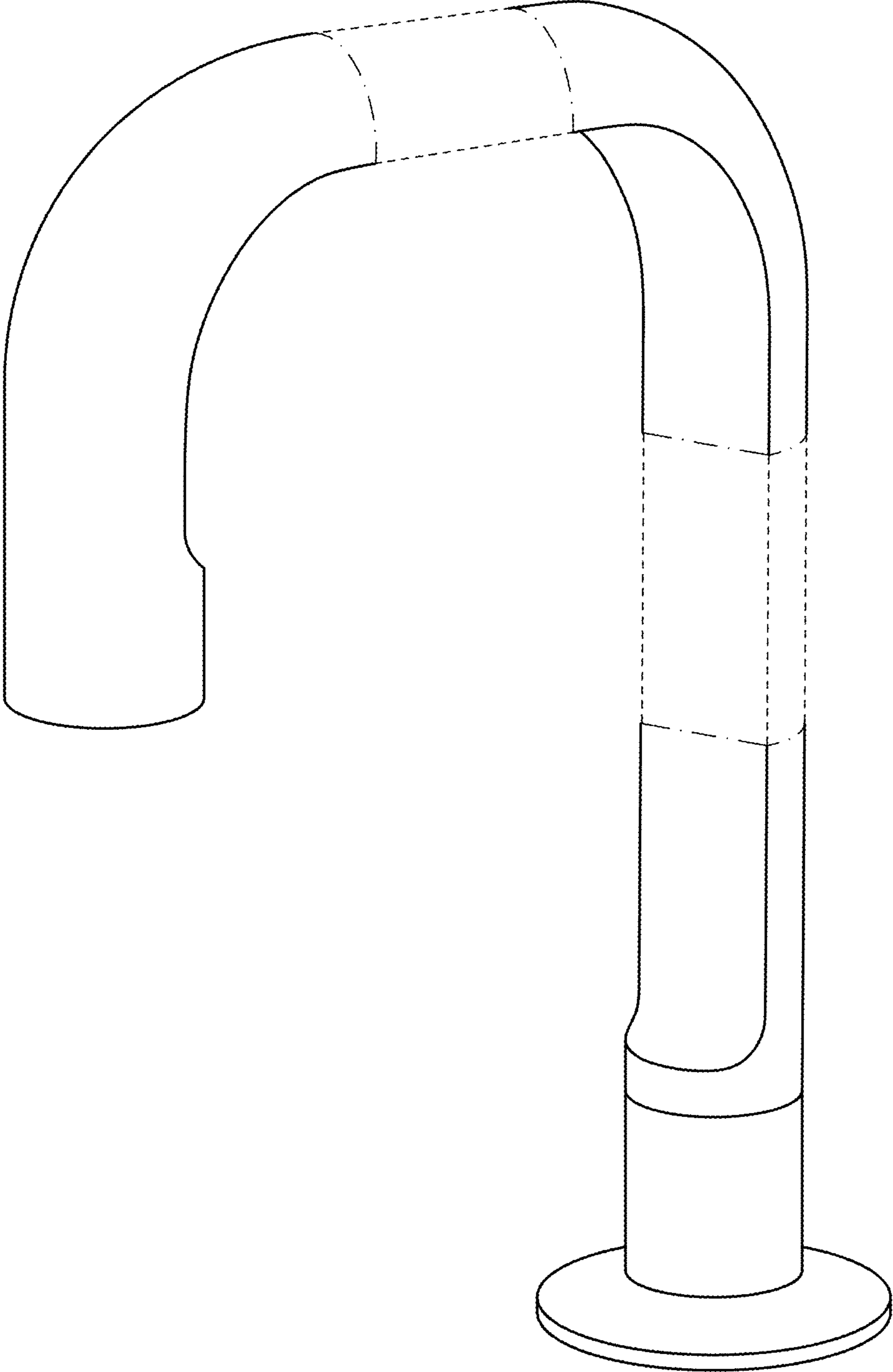


FIG. 1

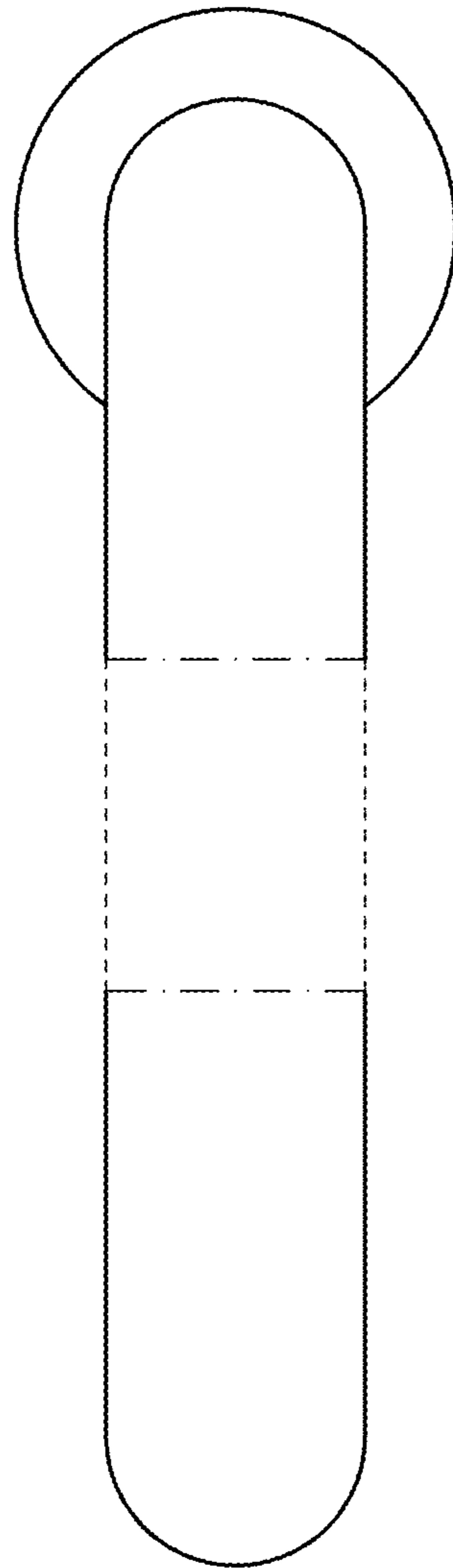


FIG. 2

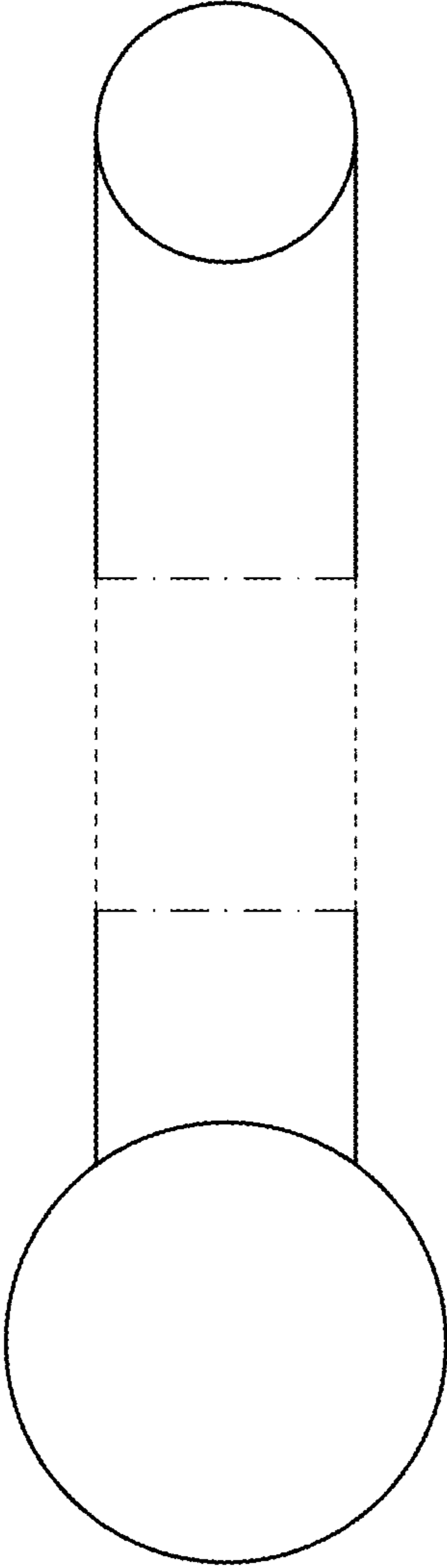


FIG. 3

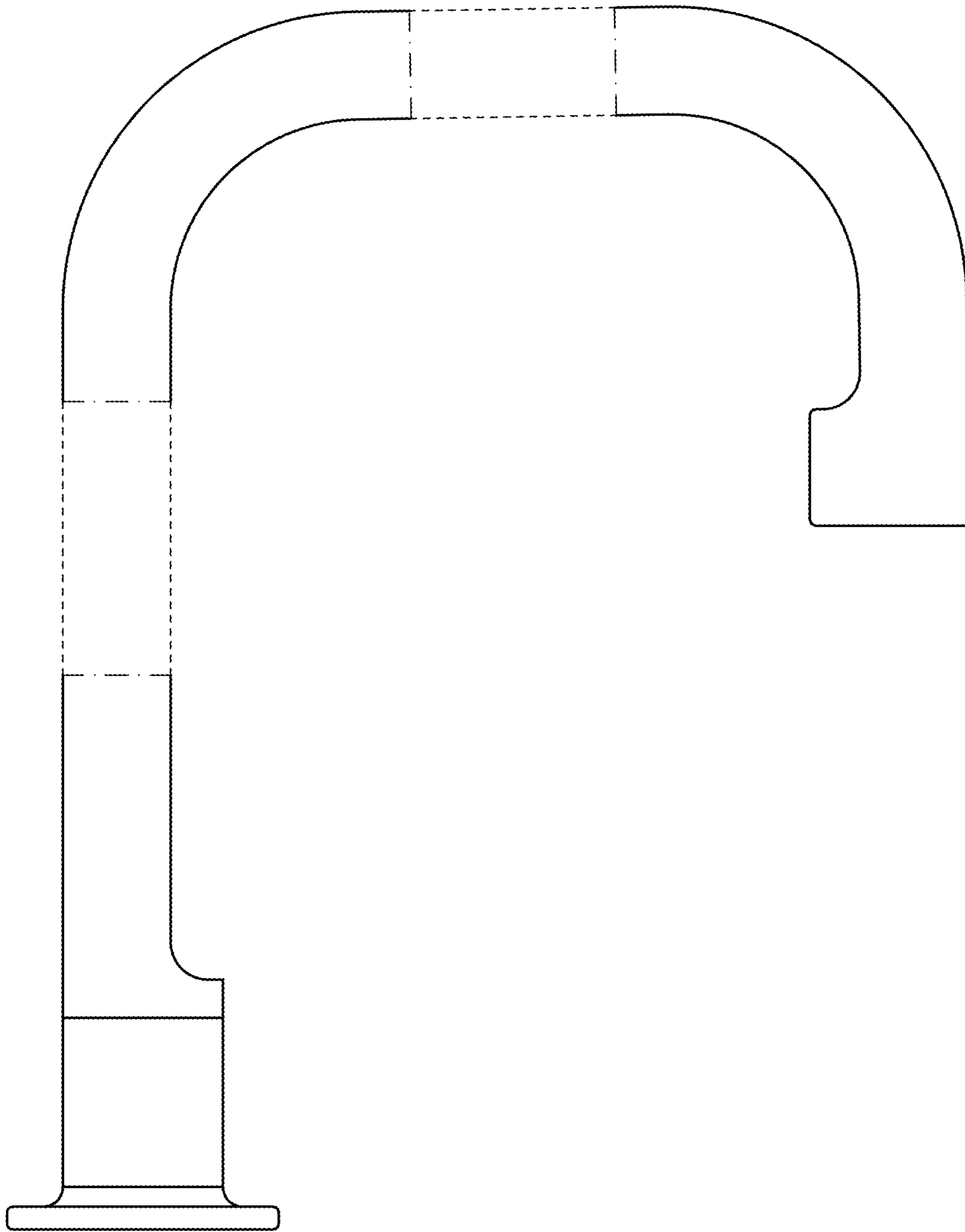


FIG. 4

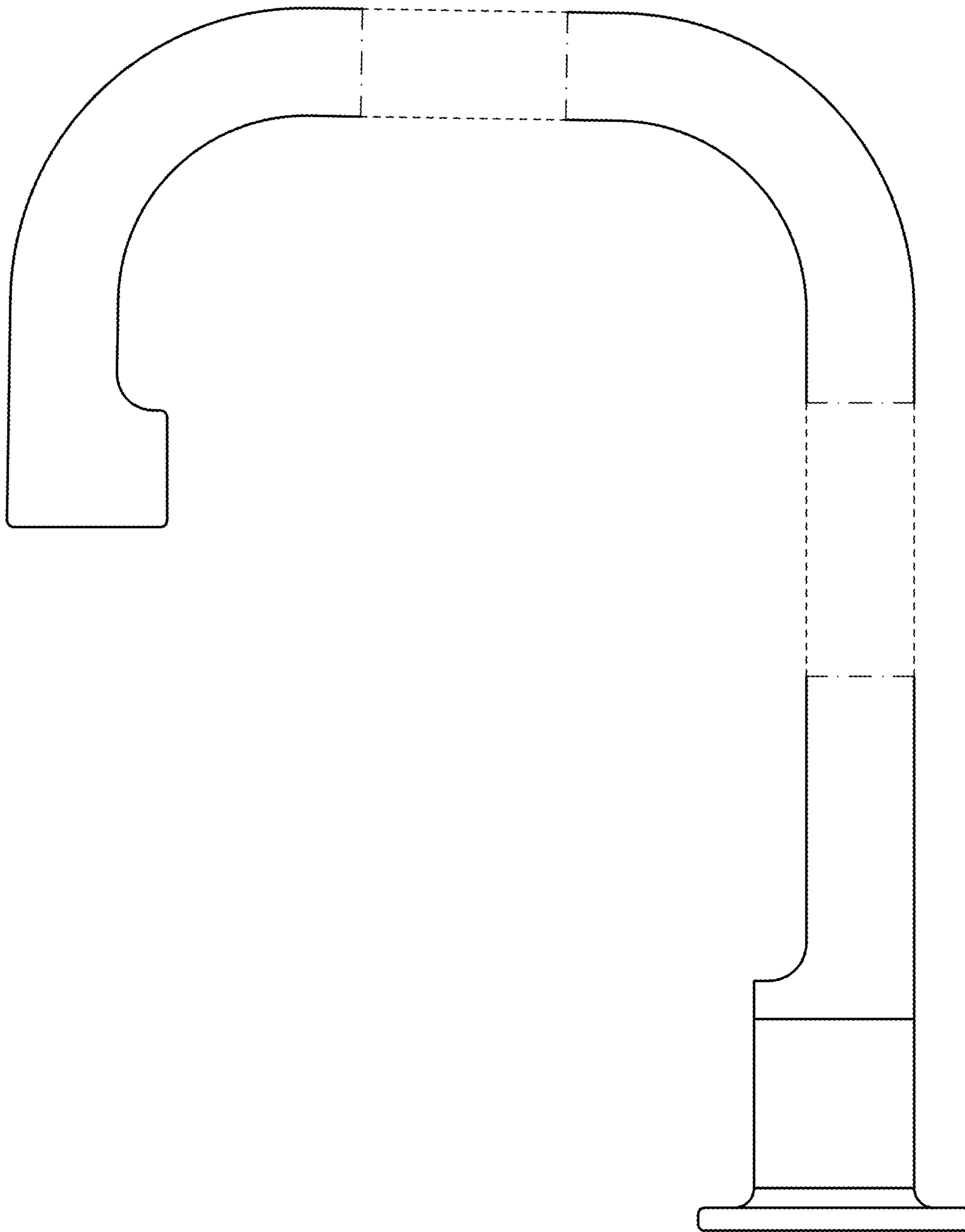


FIG. 5

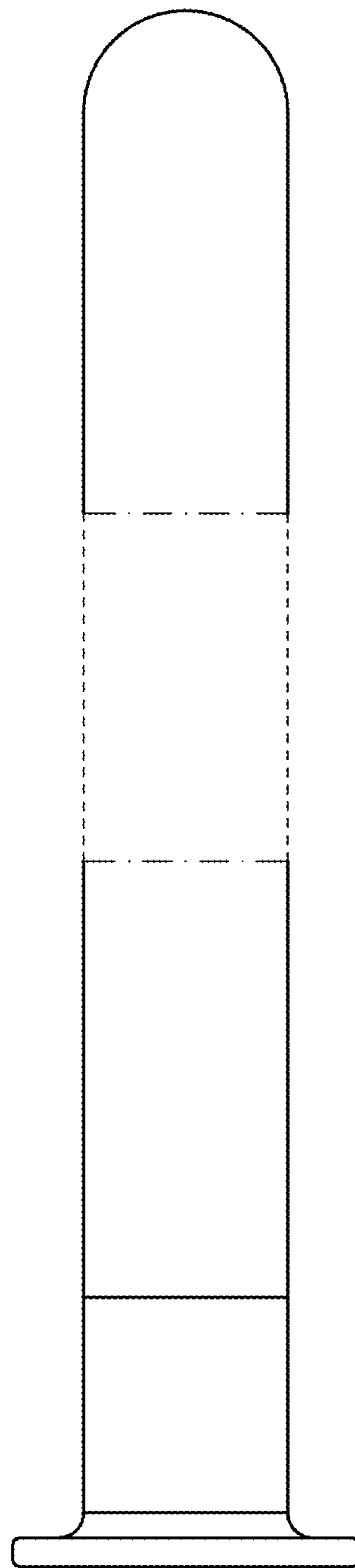


FIG. 6

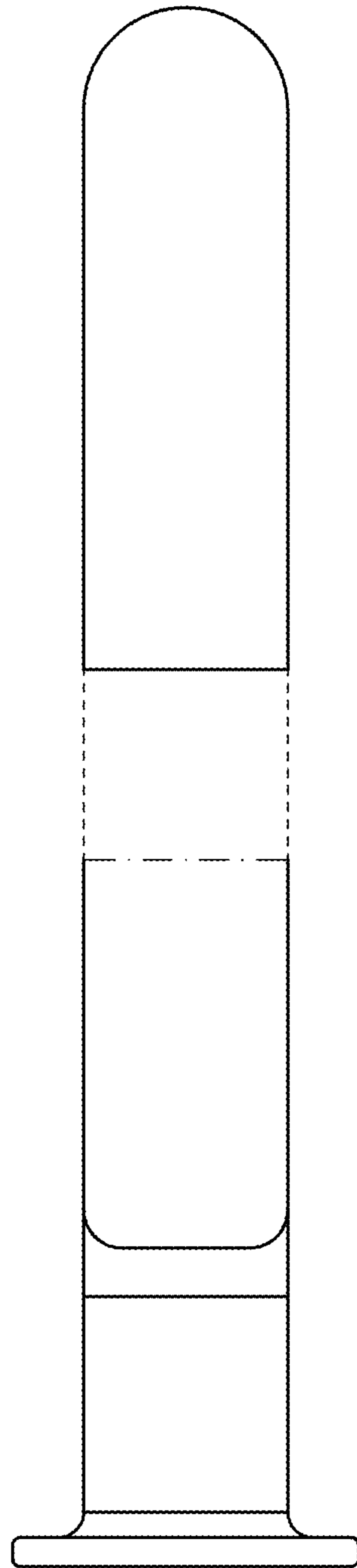


FIG. 7