



US00D877845S

(12) **United States Design Patent**
Hu

(10) **Patent No.:** **US D877,845 S**

(45) **Date of Patent:** **** Mar. 10, 2020**

(54) **GUN BODY**

(71) Applicant: **Shih-Che Hu**, Tainan (TW)

(72) Inventor: **Shih-Che Hu**, Tainan (TW)

(**) Term: **15 Years**

(21) Appl. No.: **29/682,203**

(22) Filed: **Mar. 3, 2019**

(51) **LOC (12) Cl.** **22-01**

(52) **U.S. Cl.**
USPC **D22/108**

(58) **Field of Classification Search**

USPC D22/100, 103, 104, 105, 108, 109, 110,
D22/111, 199; D21/567, 573, 574, 575

CPC F41C 23/04; F41C 23/08; F41C 23/16;
F41G 1/02; F41G 1/027; F41G 1/06;
F41A 17/46; F41A 19/11

See application file for complete search history.

(56) **References Cited**

U.S. PATENT DOCUMENTS

D600,771 S *	9/2009	Fitzpatrick	D22/108
D603,011 S *	10/2009	Fitzpatrick	D22/108
D603,012 S *	10/2009	Fitzpatrick	D22/108
D636,832 S *	4/2011	Mayberry	D22/108
D689,974 S *	9/2013	Sharps	D22/108
D713,485 S *	9/2014	Firpo, I	D22/108
8,985,006 B1 *	3/2015	Christensen	F41A 17/82 89/142
D726,862 S *	4/2015	Crume, Sr.	D22/108
D726,863 S *	4/2015	Crume, Sr.	D22/108
D746,400 S *	12/2015	Folkestad, II	D22/108
D746,936 S *	1/2016	Huang	D22/108
D755,338 S *	5/2016	Slank	D22/108
D760,860 S *	7/2016	Vincent	D22/108
D764,005 S *	8/2016	Neil	D22/108
D765,211 S *	8/2016	Huang	D22/108
D773,585 S *	12/2016	Miller, III	D22/108

D782,596 S *	3/2017	Angstadt	D22/108
D789,476 S *	6/2017	Dustin	D22/103
9,677,845 B2 *	6/2017	Cook, Jr.	F41A 21/44
D795,379 S *	8/2017	Frederickson	D22/108
D796,619 S *	9/2017	Morris	D22/108
D805,154 S *	12/2017	Steele	D22/108
9,897,402 B2 *	2/2018	Pettit	F41A 3/66
D820,937 S *	6/2018	Hiler, Jr.	D22/108
10,030,926 B2 *	7/2018	Mather	F41A 17/46
10,054,379 B2 *	8/2018	Lammers	F41C 23/04
D828,893 S *	9/2018	Adolfson	D22/108
10,101,102 B2 *	10/2018	Eitan	F41A 11/02
D833,563 S *	11/2018	Snively	D22/108
D834,112 S *	11/2018	Chu	D21/573
D835,225 S *	12/2018	Podgurny	D22/108
D841,109 S *	2/2019	Cross	D22/108

(Continued)

Primary Examiner — Khawaja Anwar

Assistant Examiner — Mojtaba Tehrani

(74) *Attorney, Agent, or Firm* — Raymond Y. Chan;
David and Raymond Patent Firm

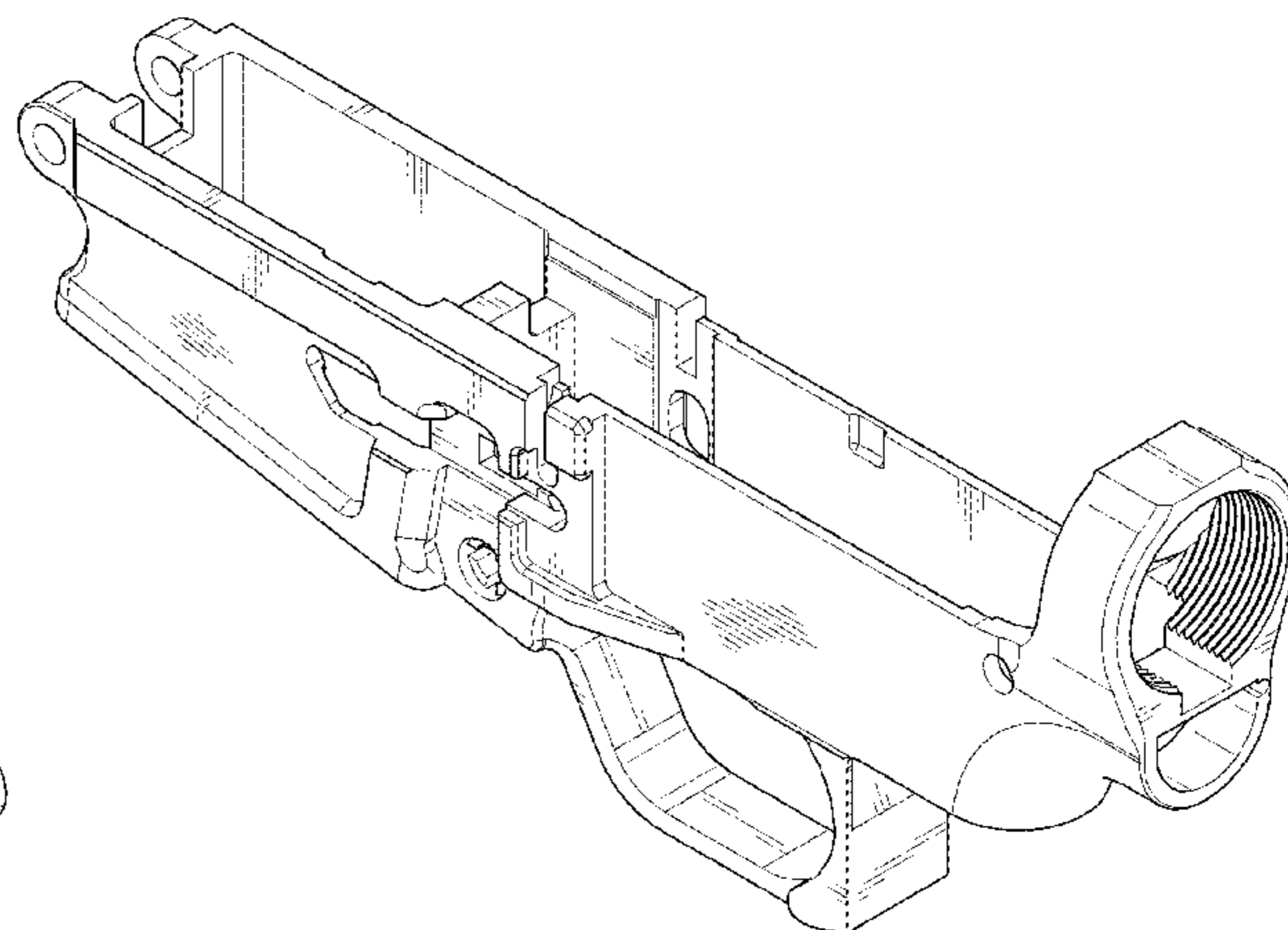
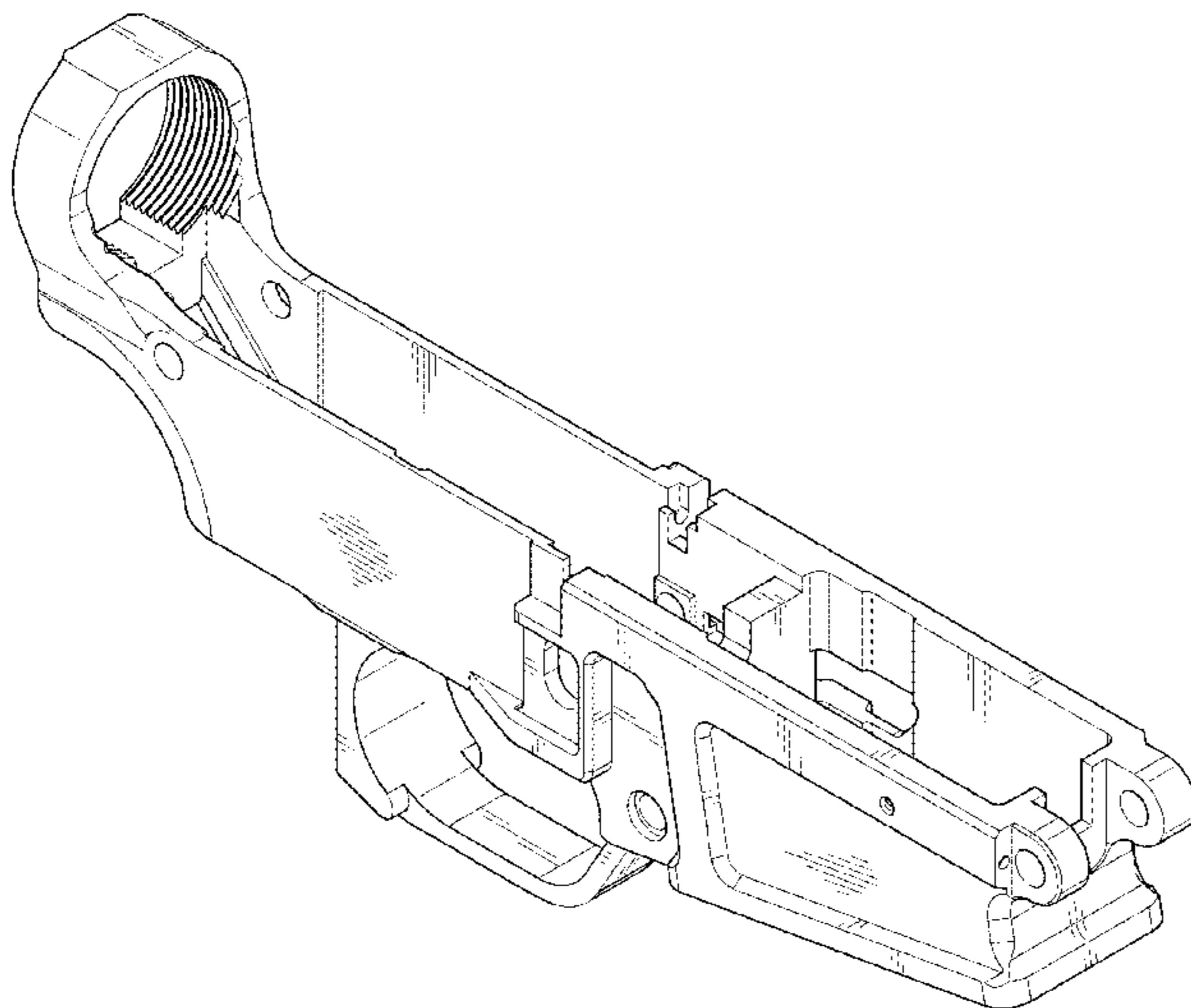
(57) **CLAIM**

The ornamental design for a gun body, as shown and described.

DESCRIPTION

FIG. 1 is a perspective view of gun body showing my new design;
FIG. 2 is a front view thereof;
FIG. 3 is a rear view thereof;
FIG. 4 is a left end view thereof;
FIG. 5 is a right end view thereof;
FIG. 6 is a top view thereof;
FIG. 7 is a bottom view thereof;
FIG. 8 is a rear perspective view thereof; and,
FIG. 9 is a side elevation view thereof in a condition of use.
The broken line in the drawings depicts unclaimed subject matter only and forms no part of the claimed design.

1 Claim, 7 Drawing Sheets



(56)

References Cited

U.S. PATENT DOCUMENTS

D849,175 S * 5/2019 Willits D22/108
10,352,650 B2 * 7/2019 Hiler, Jr. F41A 21/482
10,393,468 B2 * 8/2019 Maugham F41A 19/11
D861,115 S * 9/2019 Podgurny D22/108
2006/0283067 A1 * 12/2006 Herring F41A 3/66
42/75.01
2017/0160032 A1 * 6/2017 Overstreet F41A 17/36
2017/0284761 A1 * 10/2017 Lewis F41A 3/66
2018/0347925 A1 * 12/2018 Gibbens F41A 3/66

* cited by examiner

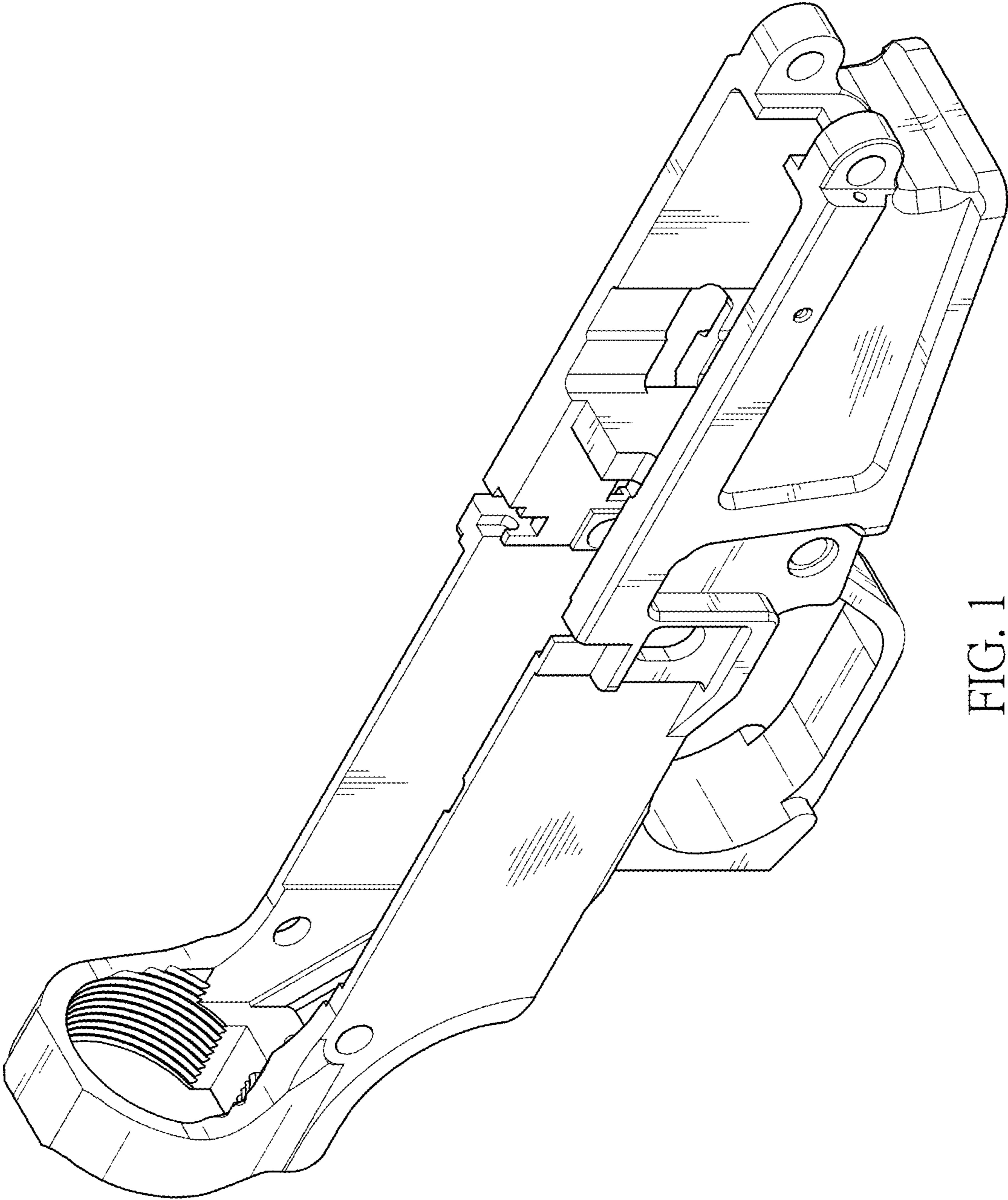


FIG. 1

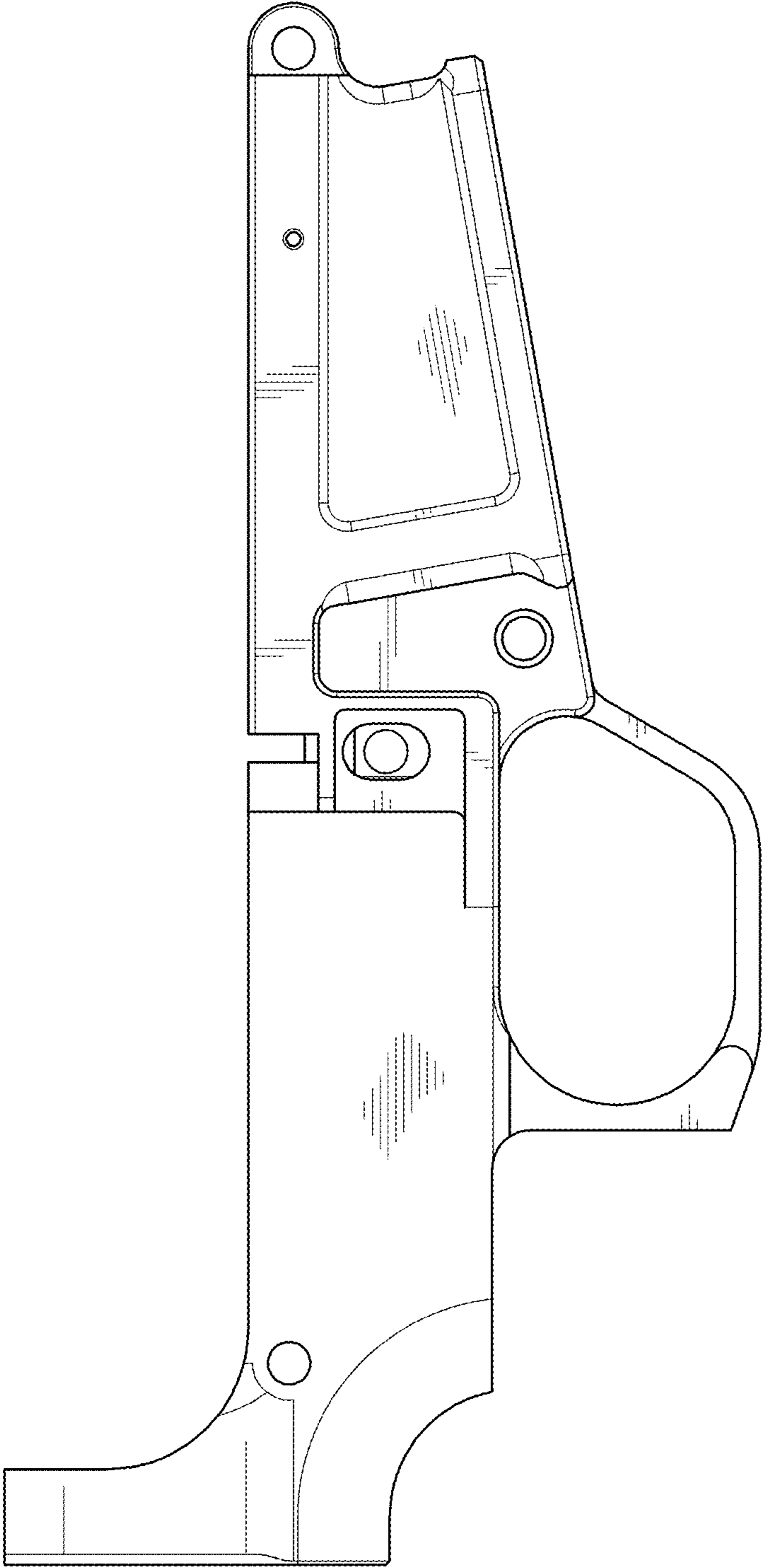


FIG. 2

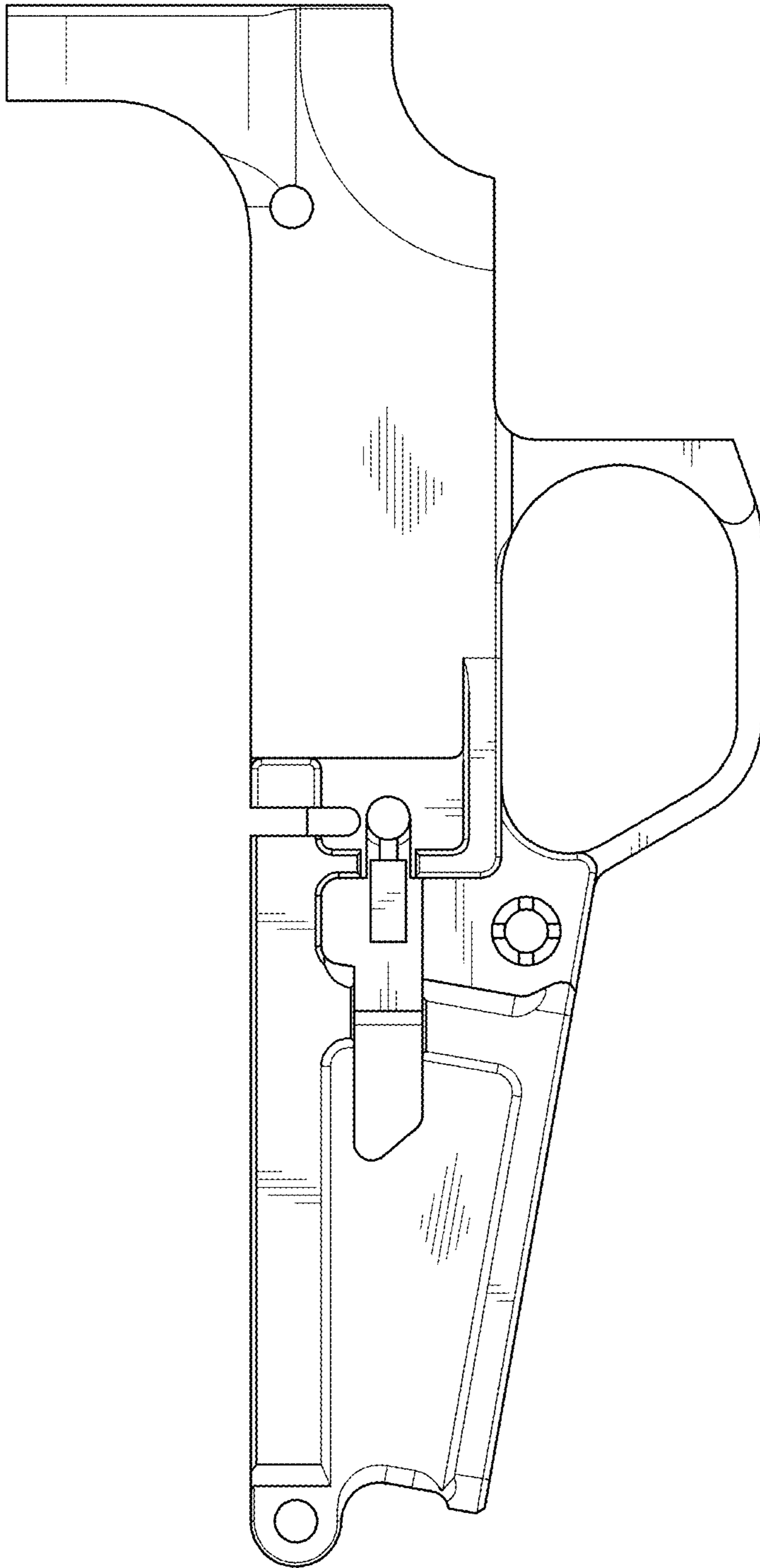


FIG. 3

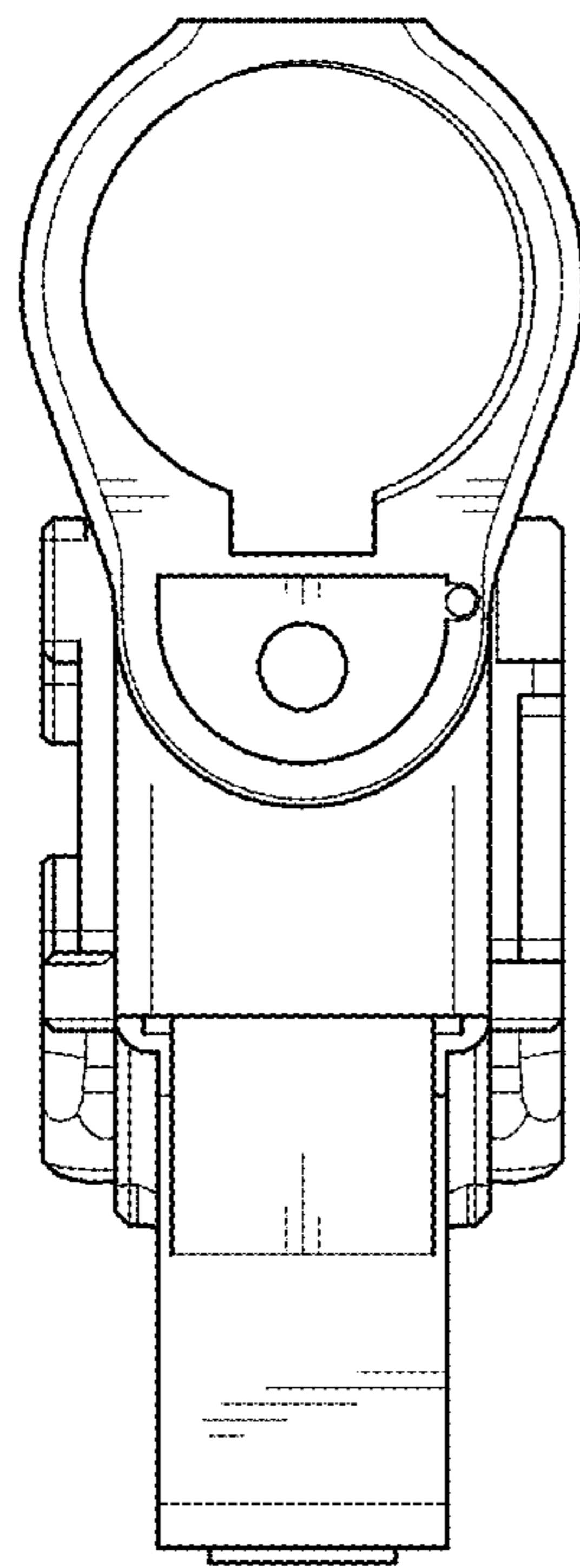


FIG. 4

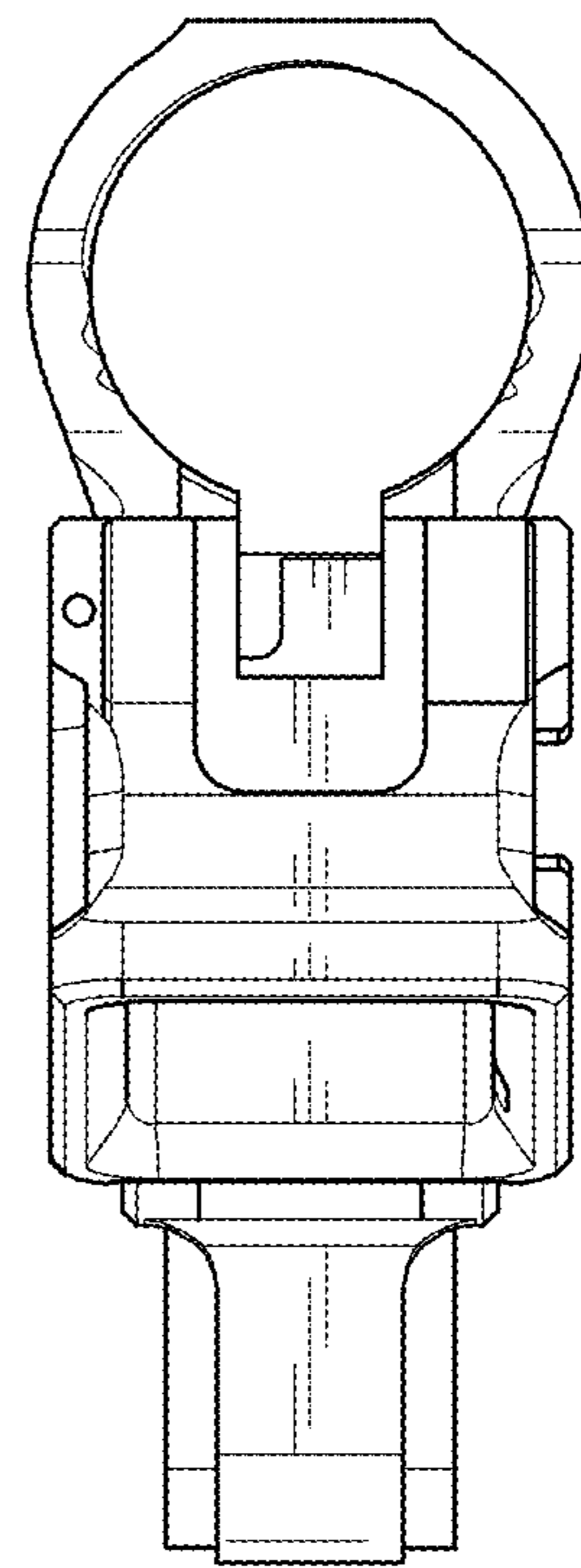


FIG. 5

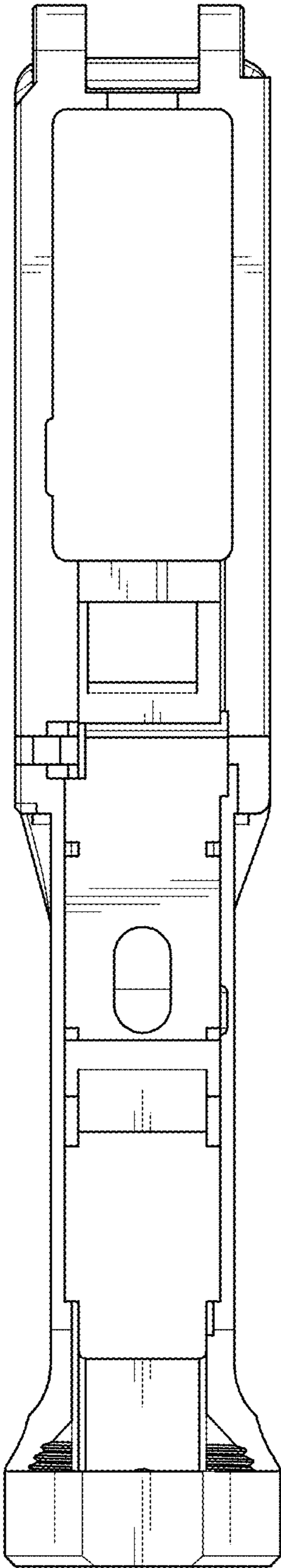


FIG. 6

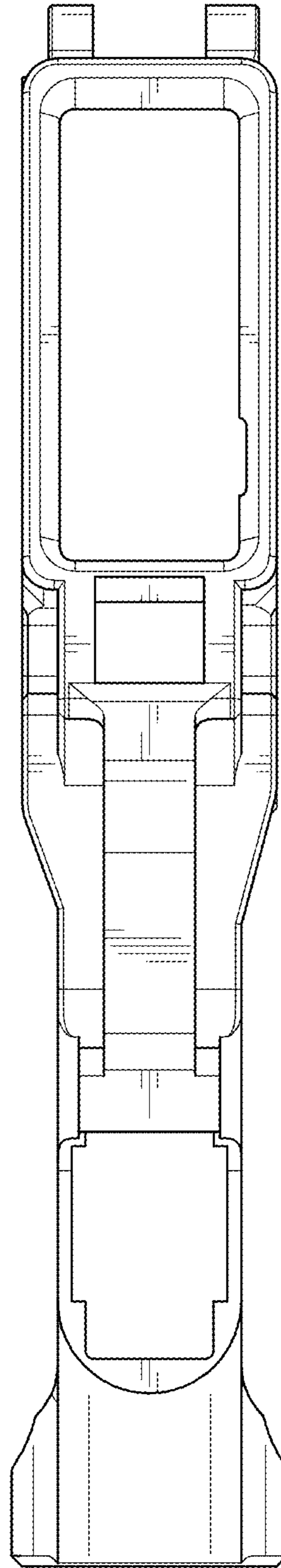


FIG. 7

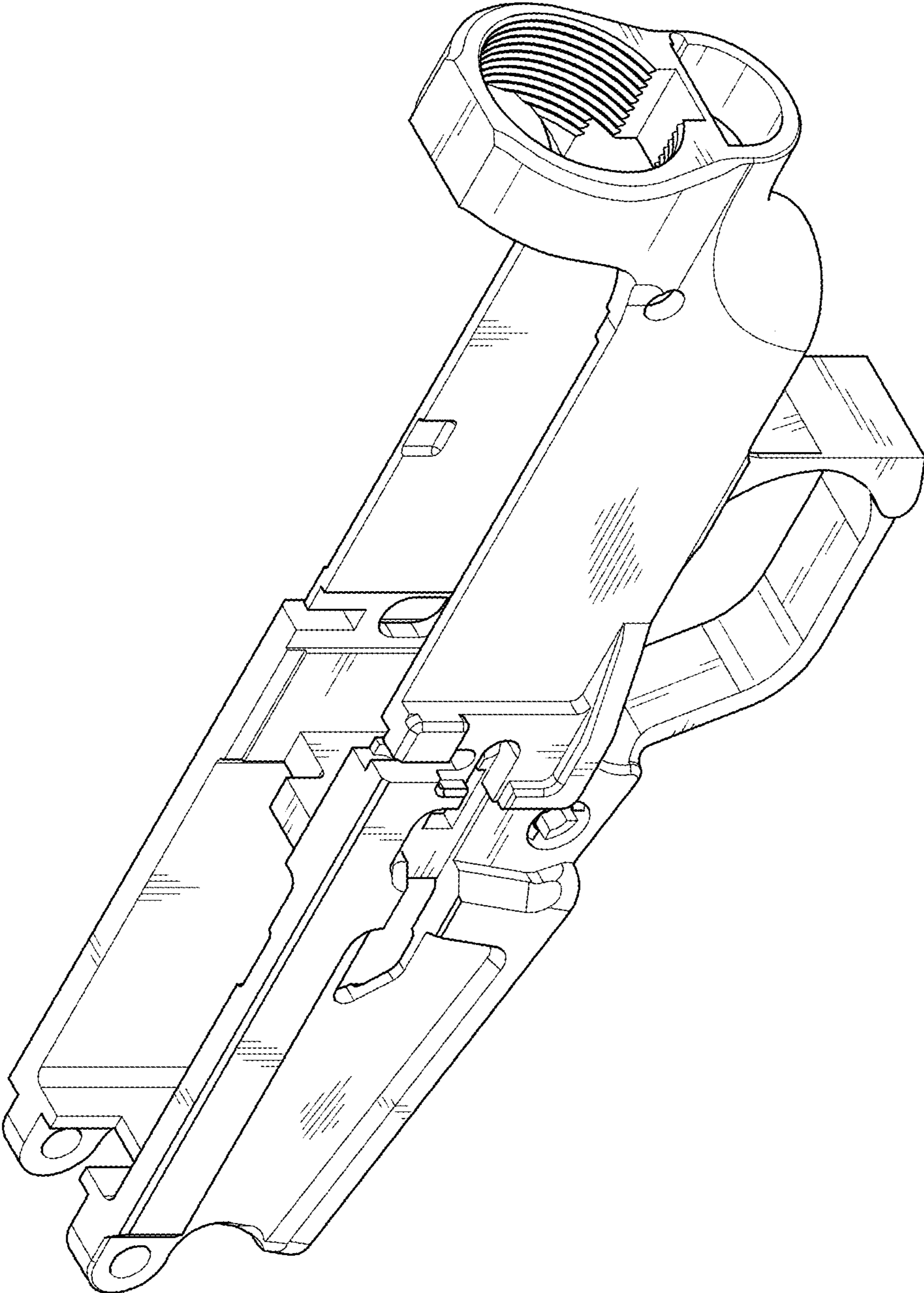


FIG. 8

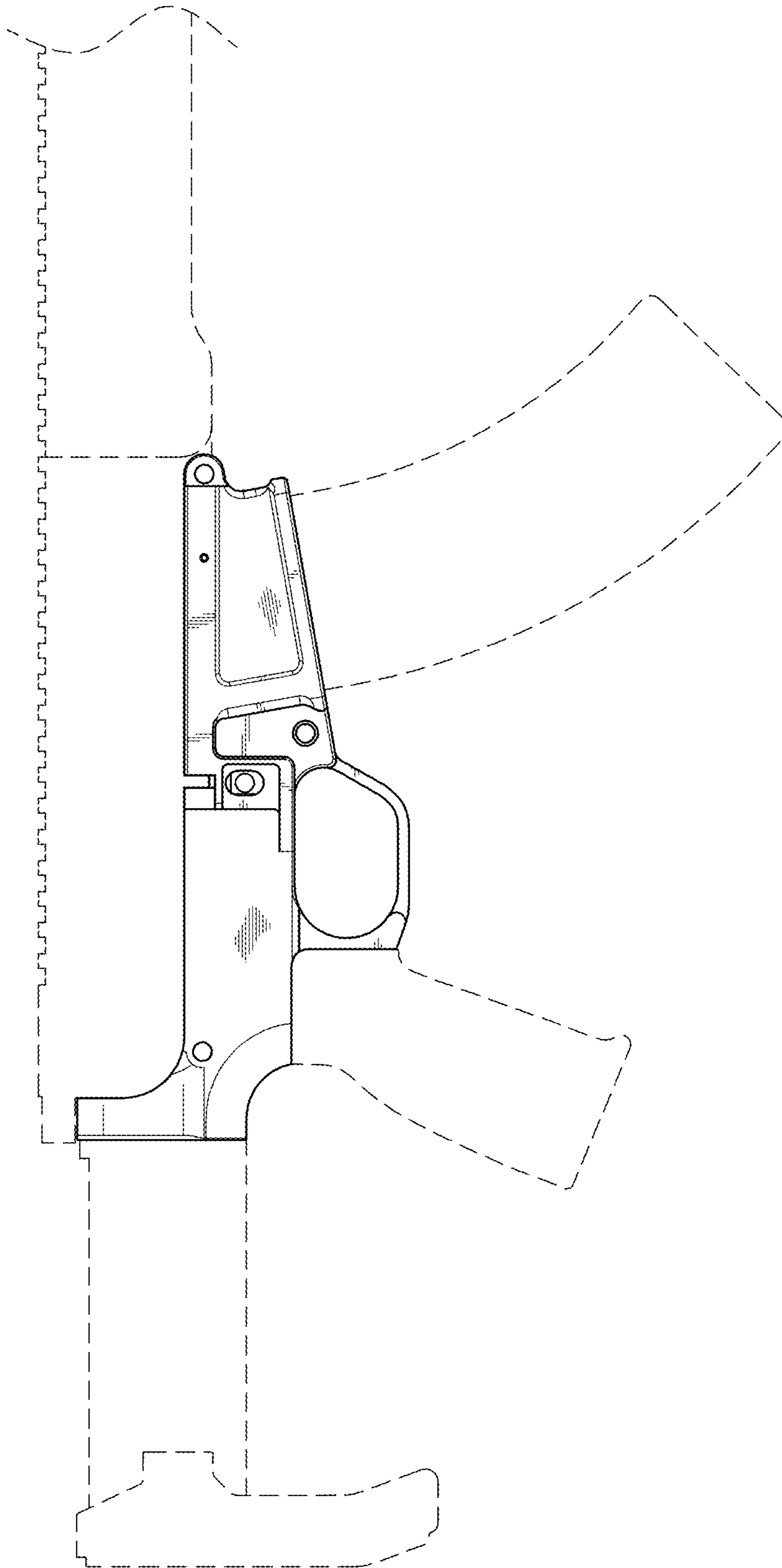


FIG. 9