



US00D877809S

(12) **United States Design Patent** (10) **Patent No.:** **US D877,809 S**
Zellefrow et al. (45) **Date of Patent:** **** Mar. 10, 2020**

(54) **LABEL**

(71) Applicant: **Kimberly-Clark Worldwide, Inc.**,
Neenah, WI (US)

(72) Inventors: **Samantha J. Zellefrow**, Atlanta, GA
(US); **Phillip L. Hutchison**, Woodstock,
GA (US)

(73) Assignee: **KIMBERLY-CLARK WORLDWIDE,**
INC., Neenah, WI (US)

(**) Term: **15 Years**

(21) Appl. No.: **29/634,683**

(22) Filed: **Jan. 24, 2018**

(51) **LOC (12) Cl.** **19-08**

(52) **U.S. Cl.**
USPC **D20/11; D20/27**

(58) **Field of Classification Search**
USPC D5/63–66; D14/485–495; D19/1, 6, 7,
D19/9, 10; D20/10, 11, 22–33, 40, 99;
40/360, 630, 633, 638, 675; 206/232,
206/459.5; 283/67, 75, 81, 101, 900;
428/42.3, 79, 187, 194; D2/839,
D2/853–857; D9/414, 415, 457, 715–722
CPC ... A63H 3/00; A63H 3/08; A63H 3/10; A63H
3/52; A63H 9/00; B42D 15/0093; G09D
3/00; G09F 1/00; G09F 1/02; G09F
2003/0208; G09F 2003/0211; G09F
2003/023; G09F 2003/0239; G09F
2003/0257; G09F 2003/0261; G09F
2003/0264; G09F 2003/0266; G09F
2003/0267; G09F 2003/0269; G09F
2003/0272; G09F 2003/0273; G09F
2003/0279; G09F 3/02; G09F 3/0288;
G09F 3/04; G09F 3/08; G09F 3/10; G09F
3/206; G09F 7/00; G09F 9/00; G09F
9/33; G09F 13/00; G09F 13/04; G09F
15/0006; G09F 15/0012; G09F 15/0025;
G09F 15/0075

See application file for complete search history.

(56) **References Cited**

U.S. PATENT DOCUMENTS

D103,964 S *	4/1937	Emmy	D5/63
D297,337 S *	8/1988	Orenstein	D20/22
D429,176 S *	8/2000	Dicks, Sr.	D10/109.1
D495,748 S *	9/2004	Leland	D20/17
D581,425 S *	11/2008	Jasinski	D14/489
D601,158 S *	9/2009	Rezende	D14/489
D681,735 S *	5/2013	Luberto	D20/11
D729,317 S *	5/2015	Wenckus	D20/11
D766,975 S *	9/2016	Lim	D14/489
D806,121 S *	12/2017	Jewitt	D14/491
D820,287 S *	6/2018	Markson	D14/485
D840,435 S *	2/2019	Gottle	D14/492
D841,027 S *	2/2019	Markson	D14/485

(Continued)

Primary Examiner — Cathron C Brooks

Assistant Examiner — Christian P. McLean

(57) **CLAIM**

The ornamental design for a label, as shown and described.

DESCRIPTION

FIG. 1 is a view of a first embodiment of a label showing our new design;
FIG. 2 is a view of the label shown in FIG. 1 on coverall apparel;
FIG. 3 is a view of the label shown in FIG. 1 on glove apparel;
FIG. 4 is a view of the label shown in FIG. 1 on packaging for glove apparel of FIG. 3; and,
FIG. 5 is a view of a second embodiment of the label.
The broken lines are used to show environmental subject matter and form no part of the claimed design. The embodiment of FIG. 5 can be, for example, applied to the environmental subject matter of FIGS. 2-4.

1 Claim, 4 Drawing Sheets



(56)

References Cited

U.S. PATENT DOCUMENTS

D846,595	S	*	4/2019	Swanson	D14/492
D855,076	S	*	7/2019	Stevens	D14/491
D862,092	S	*	10/2019	Schweig	D5/63
D863,351	S	*	10/2019	Ihrig	D14/490
D864,244	S	*	10/2019	Szeto	D14/491
2008/0028649	A1	*	2/2008	Van Ness	G09F 9/30 40/447

* cited by examiner



FIG. 1

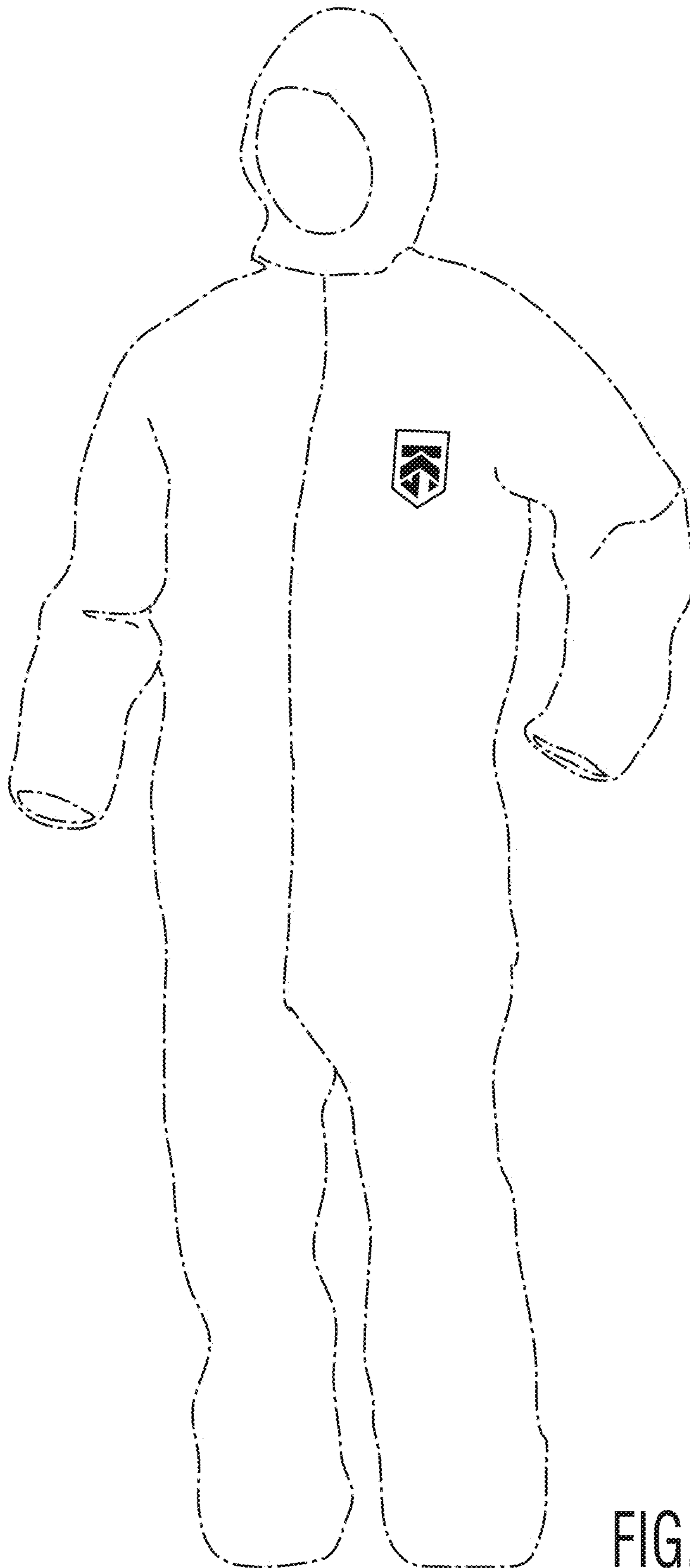


FIG. 2

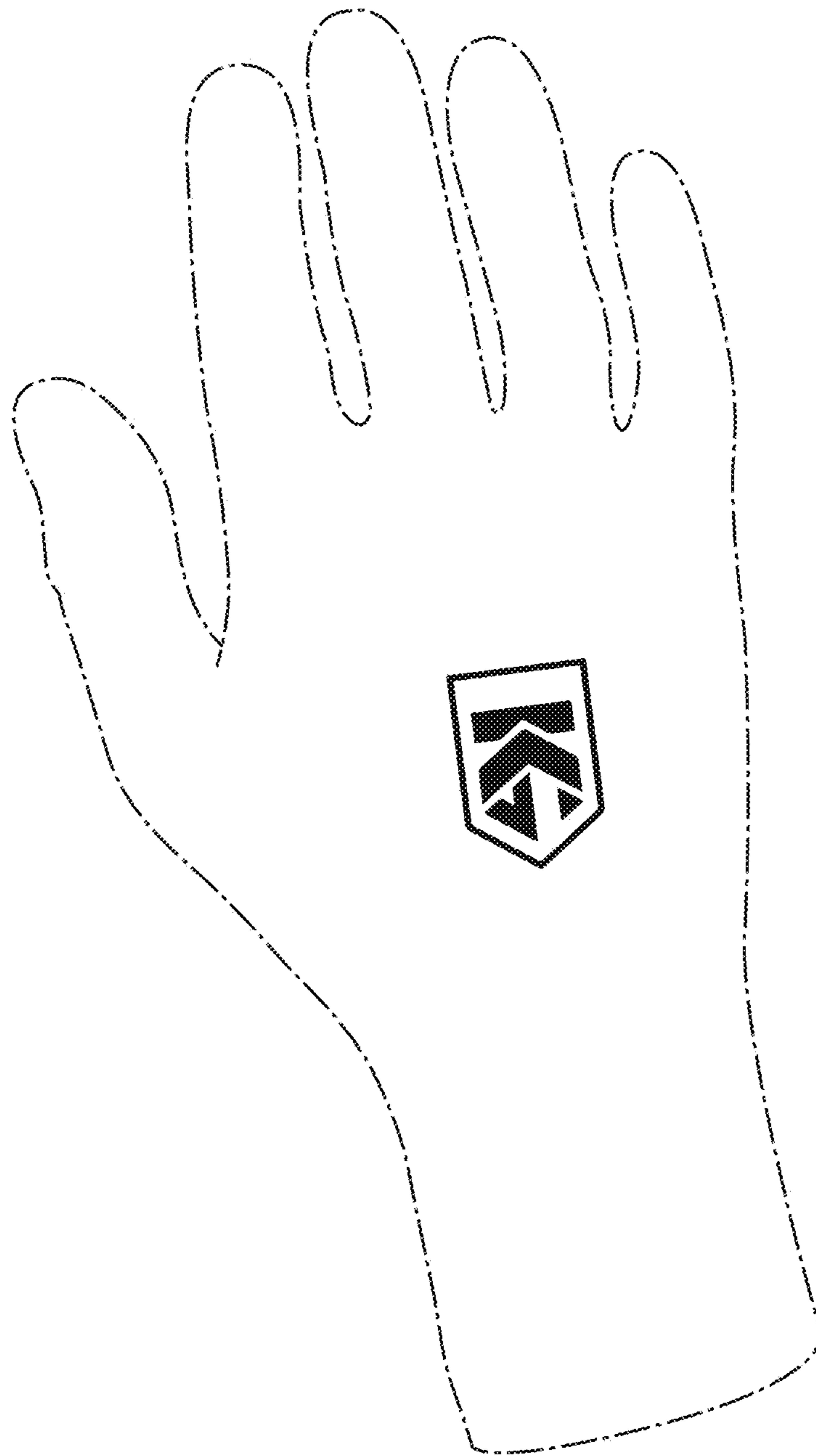


FIG. 3

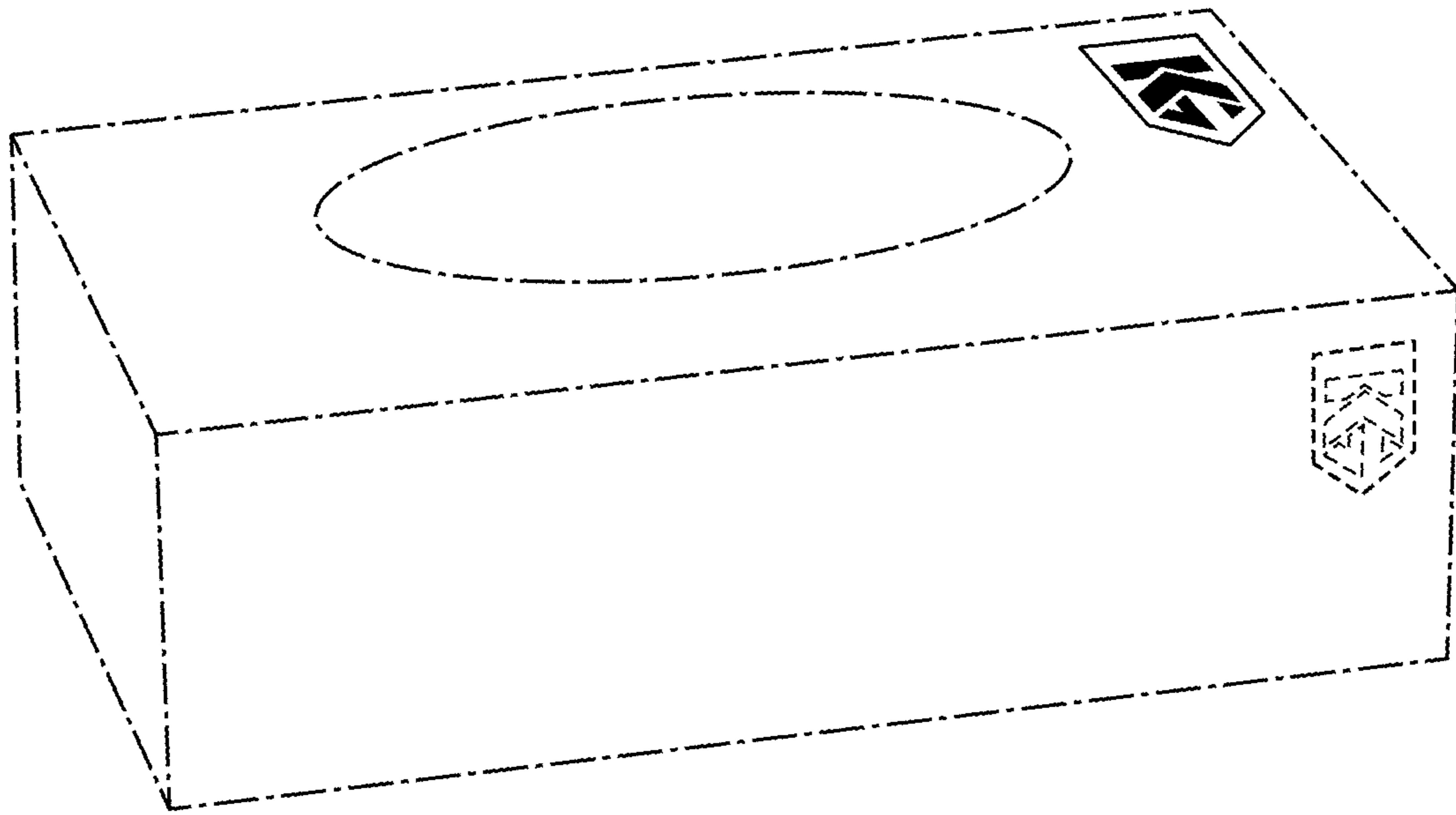


FIG. 4



FIG. 5