



US00D877802S

(12) **United States Design Patent**  
**Elliott**

(10) **Patent No.:** **US D877,802 S**  
(45) **Date of Patent:** **\*\* Mar. 10, 2020**

(54) **CAMERA STRAP WITH WIDE SHOULDER HARNESS**

(71) Applicant: **Faby Nicole Elliott**, Bismarck, ND (US)

(72) Inventor: **Faby Nicole Elliott**, Bismarck, ND (US)

(\*\*) Term: **15 Years**

(21) Appl. No.: **29/661,299**

(22) Filed: **Aug. 27, 2018**

(51) **LOC (12) Cl.** ..... **16-05**

(52) **U.S. Cl.**  
USPC ..... **D16/237**

(58) **Field of Classification Search**  
USPC ..... D16/219, 237-250; D8/354, 355, 363, D8/373, 382-383, 394-396; D14/224, D14/229, 238, 251, 447, 451, 457  
CPC ..... A45F 2200/0508-0533; A45F 5/00; A45F 5/10; F16M 11/06-10; F16M 11/14; G02B 7/00-002; G03B 17/56; G03B 17/561-568; H04N 5/2253-2254  
See application file for complete search history.

(56) **References Cited**

U.S. PATENT DOCUMENTS

D252,931 S *	9/1979	Tamarin	.....	A45F 3/10 D16/243
D273,440 S *	4/1984	Fulwiler	.....	224/257
4,637,535 A *	1/1987	Aleman	.....	A45F 5/00 224/257
D314,394 S *	2/1991	Cardwell	.....	A45F 5/00 D16/243
5,307,966 A *	5/1994	Inaba	.....	A44B 11/06 224/218
5,615,811 A *	4/1997	Bell	.....	F41C 23/02 224/150
D532,201 S *	11/2006	Esch	.....	A45F 3/14 D3/327

7,370,781 B2 *	5/2008	Gambrill	.....	A45F 5/00 224/583
D594,223 S *	6/2009	Jackson	.....	D3/215
D623,861 S *	9/2010	Kope	.....	G03B 17/566 D3/327
D663,955 S *	7/2012	Swaggart	.....	D3/327
8,979,397 B2	3/2015	Henry		

(Continued)

OTHER PUBLICATIONS

Adjustable Camera Shoulder Strap. [online] Published on Jan. 3, 2018. Retrieved Aug. 19, 2019 from URL: <https://www.walmart.com/ip/Adjustable-Camera-Shoulder-Strap-Security-Camera-Belt-Digital-Camera-Sling-Shoulder-Neck-Strap/500809497>.\*

(Continued)

*Primary Examiner* — Vy N Koenig

(74) *Attorney, Agent, or Firm* — Ross Brandborg

(57) **CLAIM**

The ornamental design for a camera strap with wide shoulder harness, as shown and described.

**DESCRIPTION**

FIG. 1 shows the right-hand (front) side view of the invention showing the two halves of the shoulder strap slightly askew.

FIG. 2 shows the left-hand (rear) straight side view thereof.

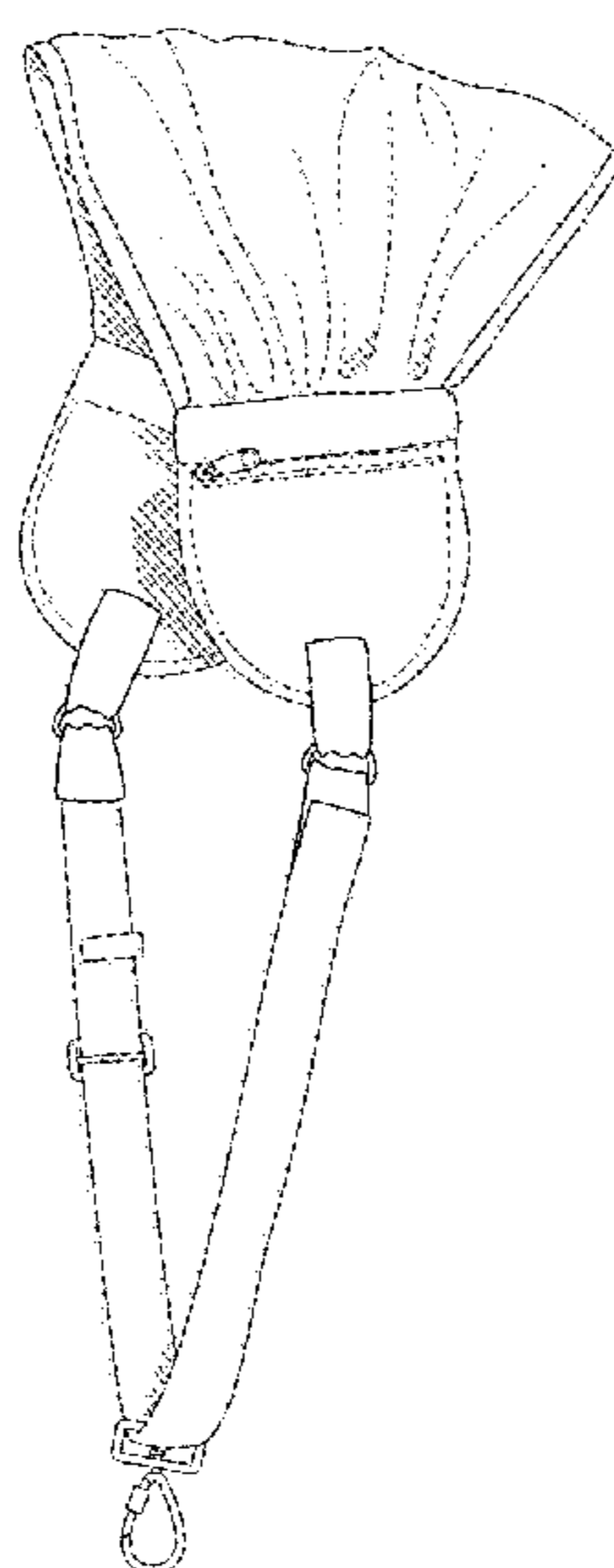
FIG. 3 shows the right-hand (front) side of the invention on a person with a camera attached.

FIG. 4 show a right-hand (front) close-up upper view of the invention on the shoulder with a person with the pocket open; and,

FIG. 5 shows the left-hand (rear) view lower of the invention across the back of a person with a camera and a cellular phone attached.

The broken lines in FIGS. 3-5 depict environmental subject matter only and form no part of the claimed design.

**1 Claim, 3 Drawing Sheets**



(56)

**References Cited**

U.S. PATENT DOCUMENTS

9,706,830 B1 \* 7/2017 Prince ..... A45F 5/00  
10,088,099 B2 \* 10/2018 Carrasco Brioso ..... A45F 3/10  
D839,947 S \* 2/2019 Cunningham ..... A45F 3/14  
D16/237  
D855,682 S \* 8/2019 Cunningham ..... F41C 23/02  
D16/237  
2003/0160078 A1 \* 8/2003 Godshaw ..... A45F 3/14  
224/607

OTHER PUBLICATIONS

Waka Camera Neck Strap with Quick Release and Safety Tether.  
[online] Published on Apr. 23, 2018. Retrieved Aug. 19, 2019 from  
URL: [https://www.amazon.com/waka-Release-Comfortable-Durable-Shoulder/dp/B07CLXDF9J/ref=sr\\_1\\_4?crd=3OKI2L3VLSCV0&keywords=wide+shoulder+camera+strap&qid=1566236222&s=gateway&srefix=wide+shoulder+cam.\\*](https://www.amazon.com/waka-Release-Comfortable-Durable-Shoulder/dp/B07CLXDF9J/ref=sr_1_4?crd=3OKI2L3VLSCV0&keywords=wide+shoulder+camera+strap&qid=1566236222&s=gateway&srefix=wide+shoulder+cam.*)

\* cited by examiner

FIG. 1

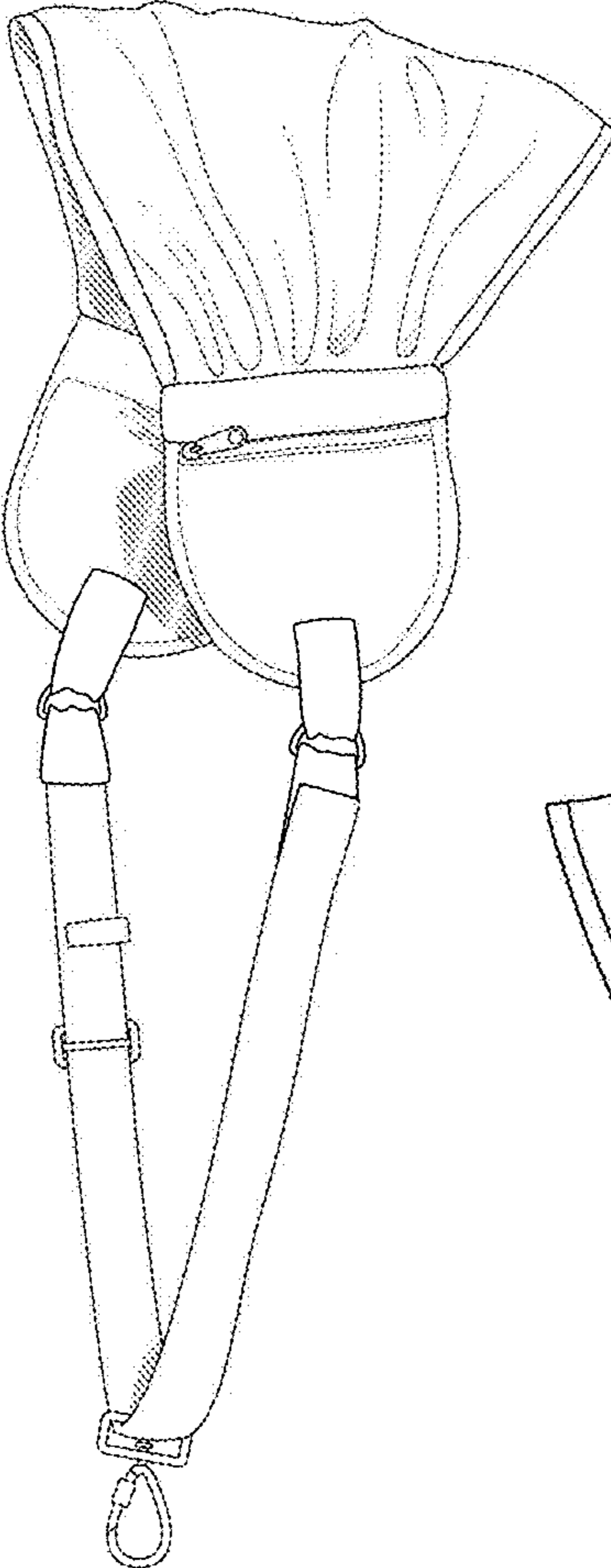


FIG. 2

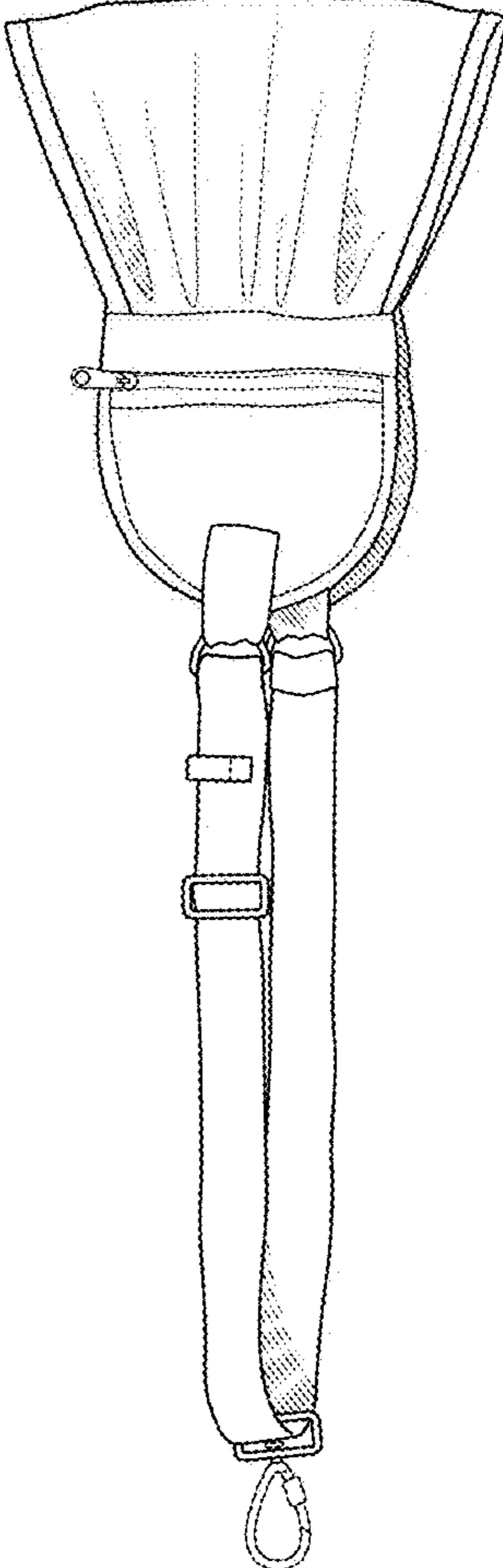


FIG. 3

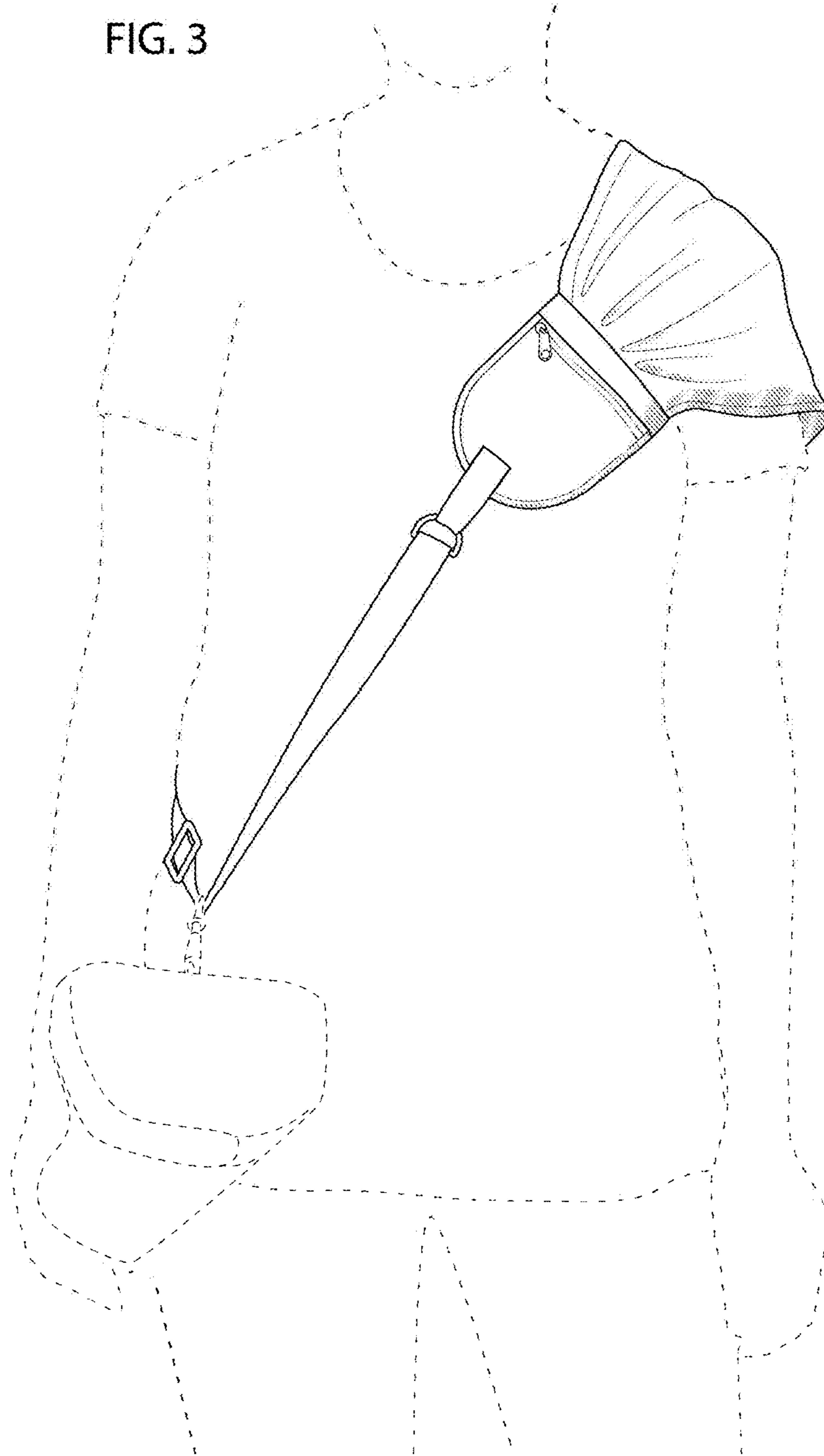


FIG. 4

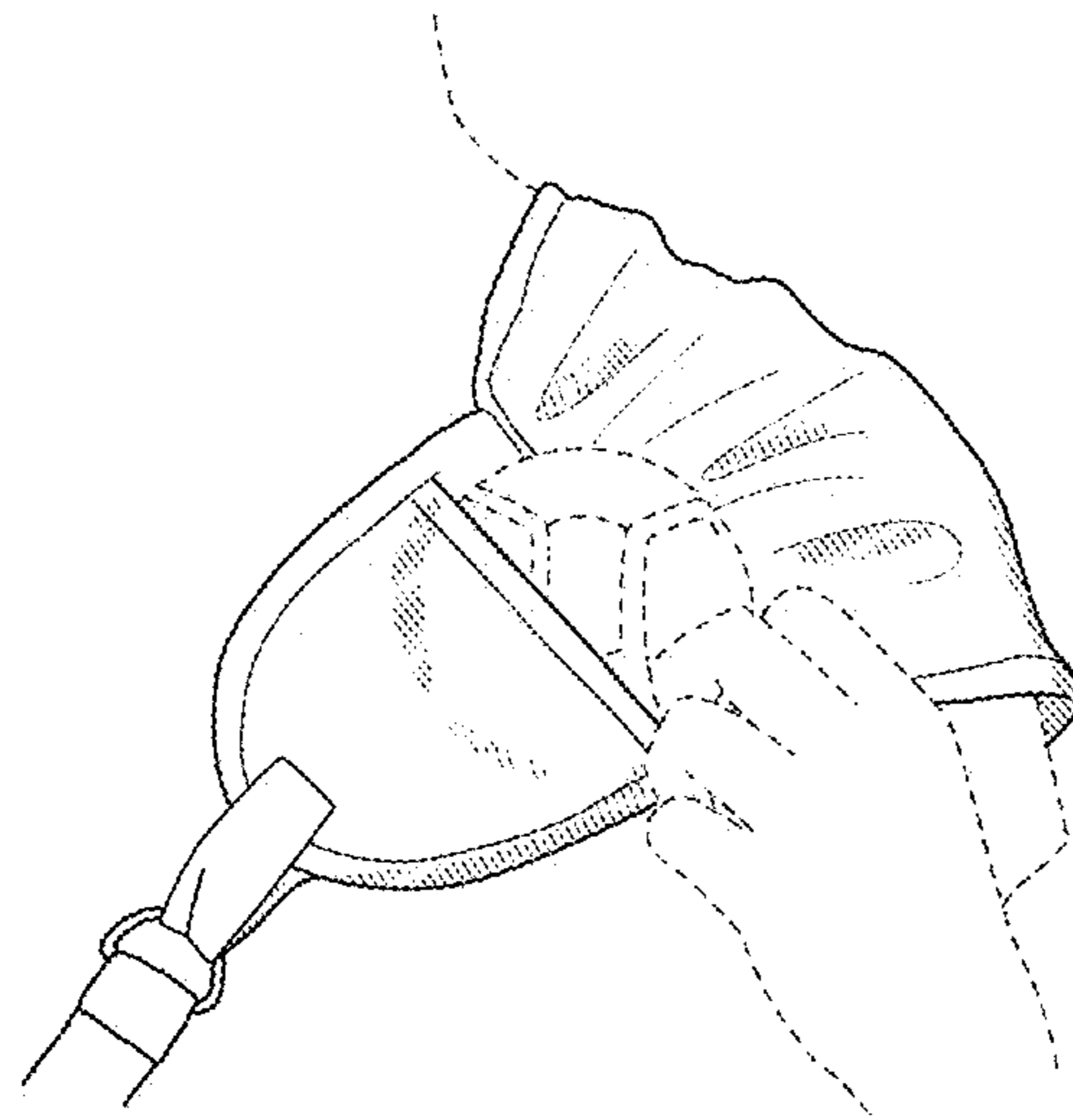


FIG. 5

