



US00D87777S

(12) **United States Design Patent** (10) **Patent No.:** **US D877,777 S**
Pickard (45) **Date of Patent:** **** Mar. 10, 2020**

(54) **PUMP ROD**

(71) Applicant: **American Spray Parts, Inc.**, Redondo Beach, CA (US)

(72) Inventor: **Tim Pickard**, El Segundo, CA (US)

(73) Assignee: **American Spray Parts, Inc.**, Sherman Oaks, CA (US)

(**) Term: **15 Years**

(21) Appl. No.: **29/648,048**

(22) Filed: **May 17, 2018**

(51) **LOC (12) Cl.** **15-02**

(52) **U.S. Cl.**
USPC **D15/7**

(58) **Field of Classification Search**
USPC D15/7-9; D23/231, 232, 225
CPC F04B 39/00; F04B 39/10; F04B 53/00;
E21B 37/02

See application file for complete search history.

(56) **References Cited**

U.S. PATENT DOCUMENTS

D461,827 S *	8/2002	Koebbe	D15/7
D472,558 S *	4/2003	MacPherson	D15/7
D506,210 S *	6/2005	Selic	D15/7
D520,521 S *	5/2006	Angeletta	D15/7
D584,320 S *	1/2009	Huang	D15/7
D589,984 S *	4/2009	Roesler	D15/7
D610,166 S *	2/2010	Foreman	D15/7
D623,200 S *	9/2010	Fulkerson	D15/7

D624,561 S *	9/2010	Yu	D15/7
D641,382 S *	7/2011	Hawes	D15/7
D643,442 S *	8/2011	Sato	D15/9
D652,059 S *	1/2012	Sato	D15/9
D682,317 S *	5/2013	Carruth	D15/7
D717,834 S *	11/2014	Carruth	D15/7
D717,835 S *	11/2014	Carruth	D15/7
D724,104 S *	3/2015	Carruth	D15/7
D726,224 S *	4/2015	Dille	D15/7
D731,557 S *	6/2015	Brunner	D15/7
D742,927 S *	11/2015	Thompson	D15/7

* cited by examiner

Primary Examiner — Mitchell I. Siegel

(74) *Attorney, Agent, or Firm* — Entralta P.C.; Justin G. Sanders; Peter D. Weinstein

(57) **CLAIM**

The ornamental design for a pump rod, as shown and described.

DESCRIPTION

FIG. 1 is an upper perspective view showing my new pump rod design;

FIG. 2 is a lower perspective view thereof;

FIG. 3 is a front view thereof, the rear view being identical thereto;

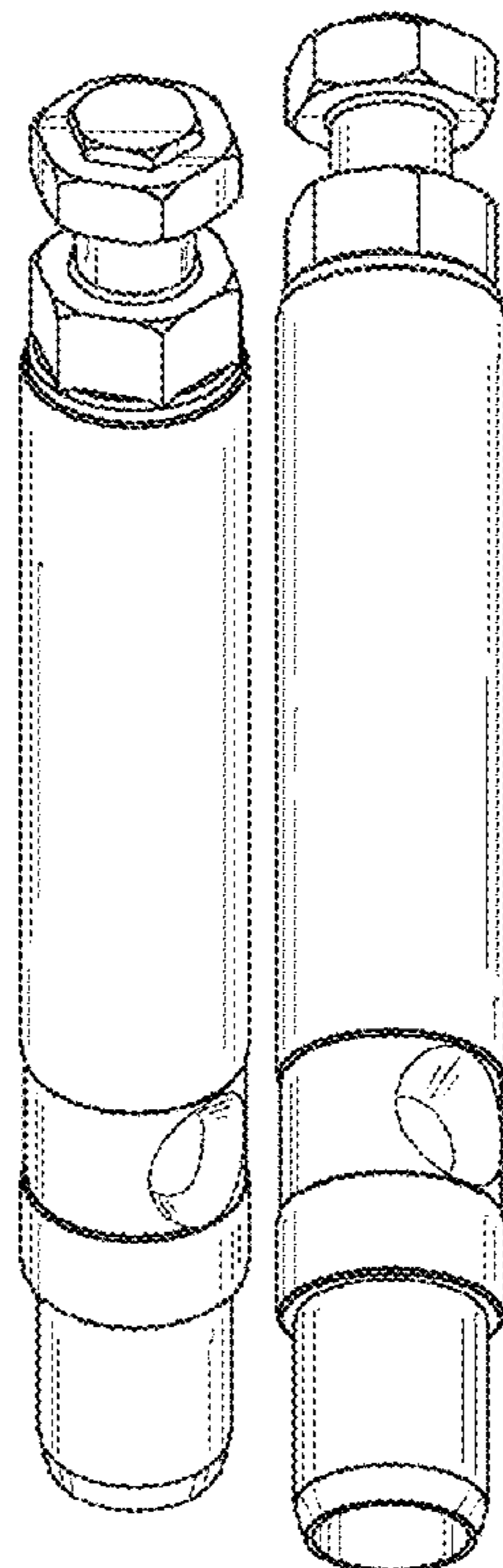
FIG. 4 is a side view thereof;

FIG. 5 is a top view thereof; and,

FIG. 6 is a bottom view thereof.

The broken lines shown are included only for the purpose of illustrating unclaimed portions of the article, and form no part of the claimed design.

1 Claim, 3 Drawing Sheets






Fig. 1




Fig. 2




Fig. 3




Fig. 4

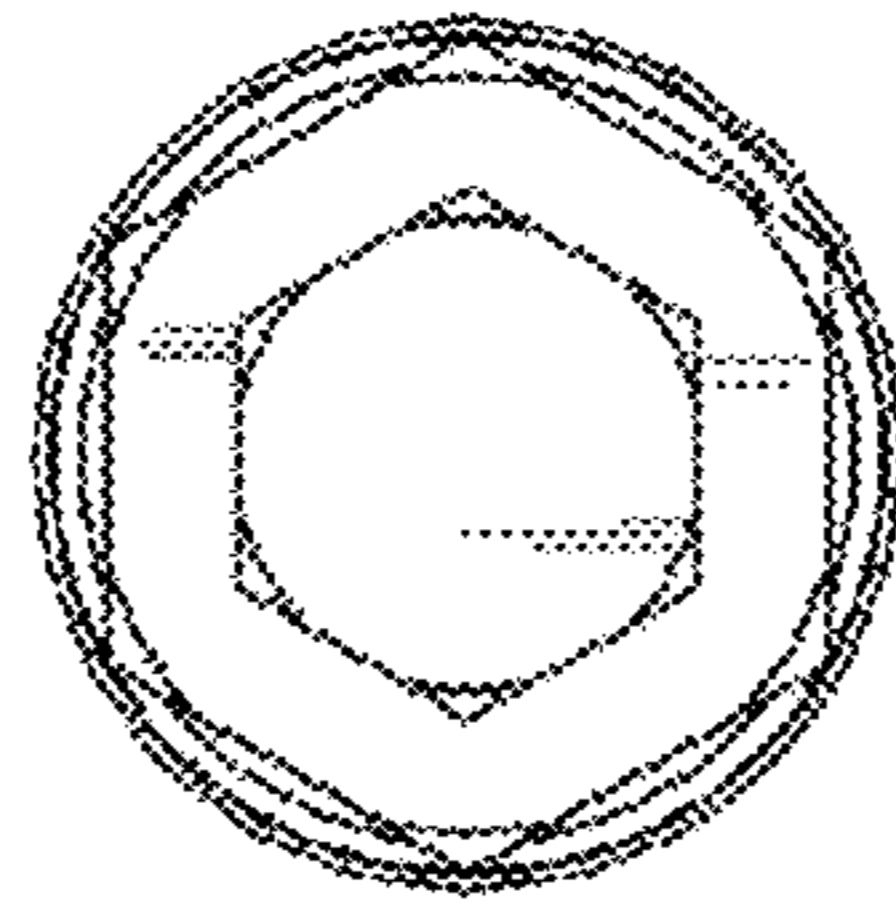


Fig. 5

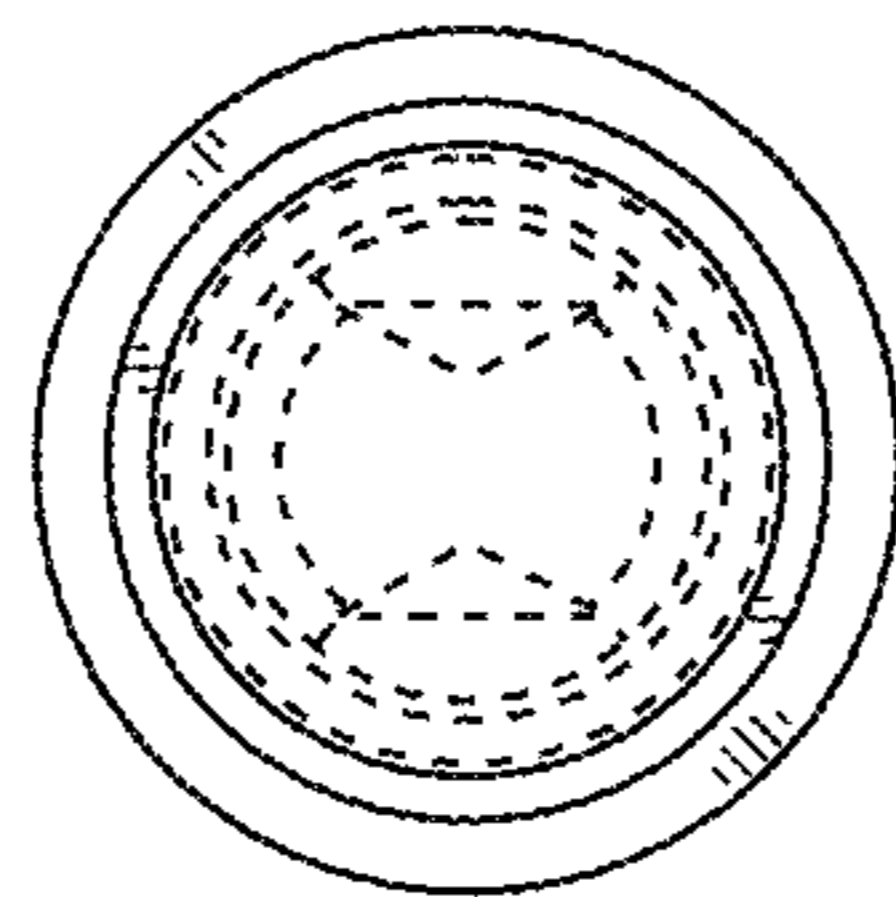


Fig. 6