



US00D877749S

(12) **United States Design Patent**
Yamazaki et al.

(10) **Patent No.:** **US D877,749 S**

(45) **Date of Patent:** **** Mar. 10, 2020**

(54) **DISPLAY SCREEN WITH GRAPHICAL USER INTERFACE**

(71) Applicant: **Mitsubishi Electric Corporation,**
Tokyo (JP)

(72) Inventors: **Satoshi Yamazaki,** Tokyo (JP); **Ayako Nagata,** Tokyo (JP)

(73) Assignee: **Mitsubishi Electric Corporation,**
Tokyo (JP)

(**) Term: **15 Years**

(21) Appl. No.: **29/621,756**

(22) Filed: **Oct. 11, 2017**

(30) **Foreign Application Priority Data**

Apr. 19, 2017 (JP) 2017-008421
Apr. 19, 2017 (JP) 2017-008422
Apr. 19, 2017 (JP) 2017-008423

(51) **LOC (12) Cl.** **14-04**

(52) **U.S. Cl.**
USPC **D14/485**

(58) **Field of Classification Search**
USPC D14/485-495
CPC G06F 17/211; G06F 17/212; G06F 3/1251;
G06F 3/0481; G06F 2203/04807
See application file for complete search history.

(56) **References Cited**

U.S. PATENT DOCUMENTS

D650,389 S * 12/2011 Mishima D14/436
D698,819 S * 2/2014 Gardner D14/488
D705,793 S * 5/2014 Lee D14/486
D726,210 S * 4/2015 Angelides D14/486
D731,502 S * 6/2015 Ikeda D14/485
D754,190 S * 4/2016 Mariet D14/489
D767,628 S * 9/2016 Kim D14/488

D769,260 S * 10/2016 Kim D14/485
D769,935 S * 10/2016 Hall D14/489
D778,926 S * 2/2017 Yamazaki D14/485
D792,435 S * 7/2017 Yamazaki D14/486
D792,891 S * 7/2017 Yamazaki D14/485
D792,896 S * 7/2017 Yamazaki D14/486
D798,893 S * 10/2017 Anzures D14/486
D799,533 S * 10/2017 Yamazaki D14/486
D801,374 S * 10/2017 Yamazaki D14/486
D801,375 S * 10/2017 Yamazaki D14/486
D803,229 S * 11/2017 Reyes D14/485
D807,382 S * 1/2018 Yamazaki D14/486
D809,525 S * 2/2018 Arabian D14/485
D809,553 S * 2/2018 Chan D14/486
D813,879 S * 3/2018 Yamazaki D14/485
D820,859 S * 6/2018 Yamazaki D14/485
D835,128 S * 12/2018 Yamazaki D14/485
D835,129 S * 12/2018 Yamazaki D14/485
D835,130 S * 12/2018 Yamazaki D14/485
D835,131 S * 12/2018 Yamazaki D14/485

* cited by examiner

Primary Examiner — Daniel J Domino

(74) *Attorney, Agent, or Firm* — Stuebaker & Brackett
PC

(57) **CLAIM**

The ornamental design for a display screen with graphical user interface, as shown and described.

DESCRIPTION

FIG. 1 is a front view of a display screen with graphical user interface of a first embodiment showing our new design; FIG. 2 is a front view of a display screen with graphical user interface of a second embodiment thereof; and, FIG. 3 is a front view of a display screen with graphical user interface of a third embodiment thereof.

The outermost broken line showing a display screen and other broken line numbers and letters showing elements of the graphical user interface illustrate portions of the article, and form no part of the claimed design.

1 Claim, 3 Drawing Sheets

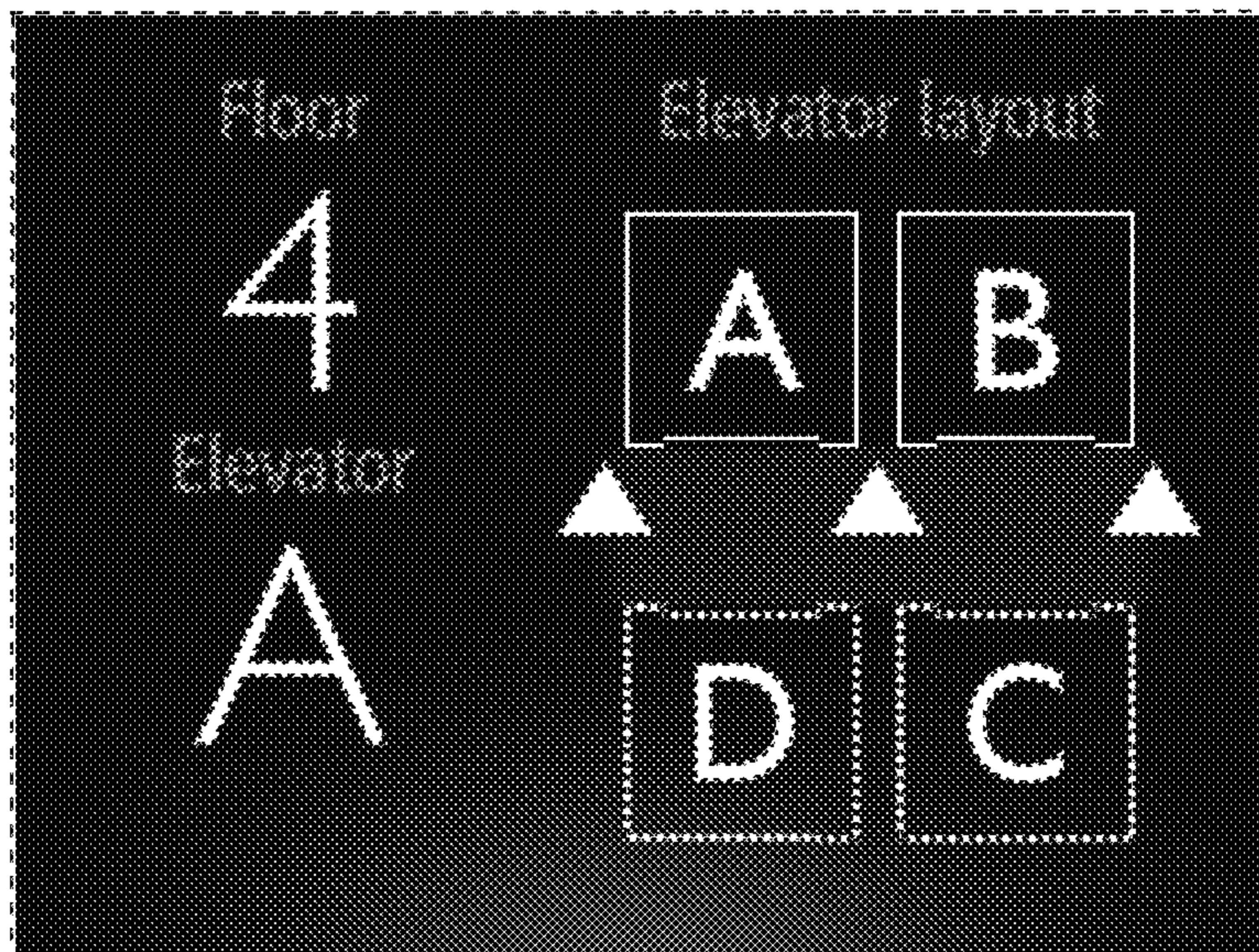


Fig. 1

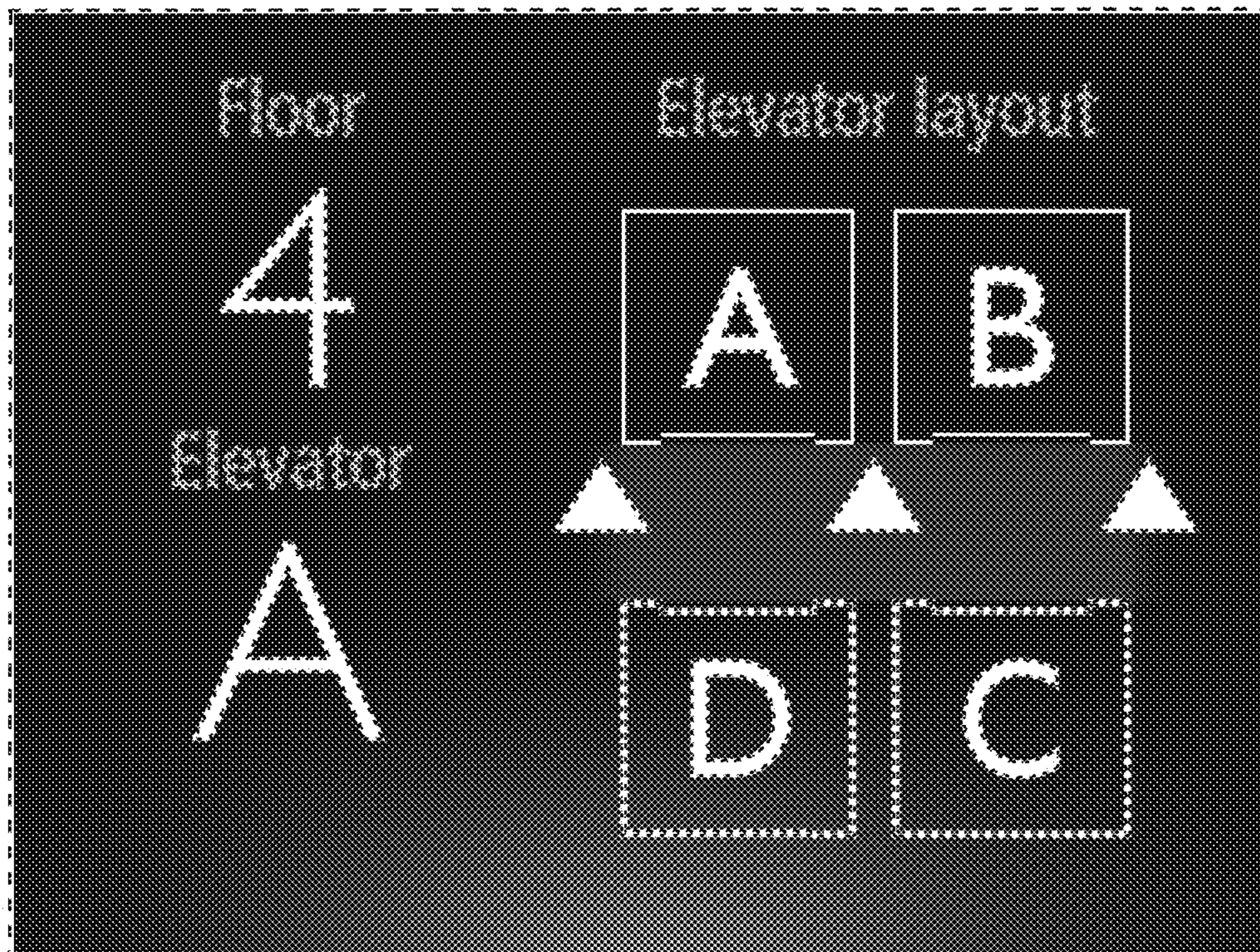


Fig. 2

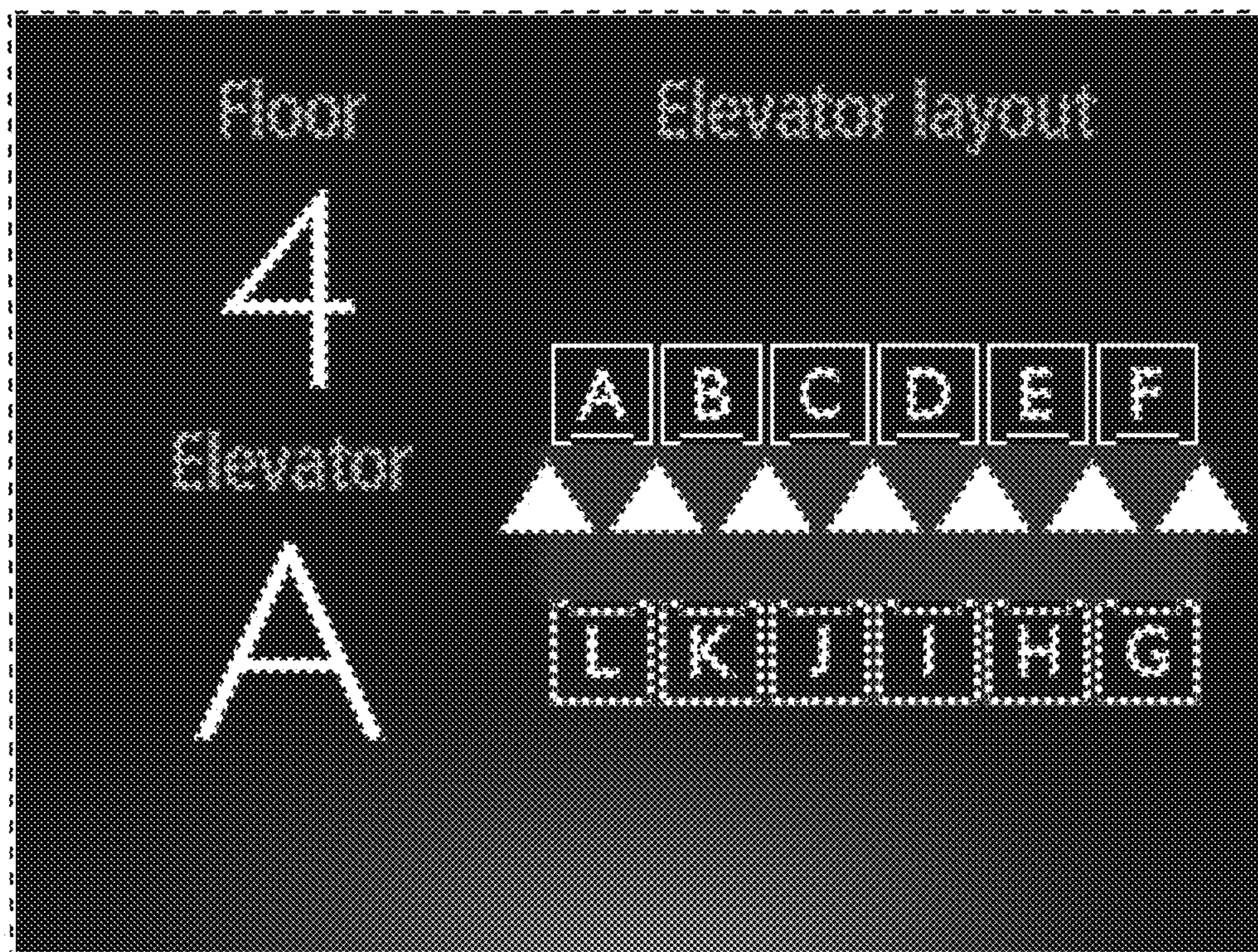


Fig. 3

