



US00D877727S

(12) **United States Design Patent**
Armstrong et al.

(10) **Patent No.:** **US D877,727 S**
(45) **Date of Patent:** **** Mar. 10, 2020**

- (54) **CASE FOR A MOBILE PHONE**
- (71) Applicant: **URBAN ARMOR GEAR, LLC**,
Laguna Niguel, CA (US)
- (72) Inventors: **Steven Armstrong**, Laguna Niguel, CA
(US); **Duong Bang Le**, West Covina,
CA (US); **Jay Veltz**, Laguna Niguel,
CA (US)
- (73) Assignee: **URBANA ARMOR GEAR, LLC**,
Laguna Niguel, CA (US)
- (**) Term: **15 Years**
- (21) Appl. No.: **29/611,113**
- (22) Filed: **Jul. 18, 2017**
- (51) **LOC (12) Cl.** **14-03**
- (52) **U.S. Cl.**
USPC **D14/250**
- (58) **Field of Classification Search**
USPC D14/439, 203.3–203.7, 447, 238.1,
D14/251–253, 217, 240, 250, 440, 248;
D3/201, 218, 247, 269, 273, 301, 303;
D13/107–108, 103, 119
CPC H04B 1/3888; H04M 1/0283;
H04M 1/0202; A45C 1/06; A45C 11/00;
A45C 13/02; A45C 2011/002; A45F
2005/026; A45F 2200/0525; A45F
2200/0516
See application file for complete search history.

D737,263 S *	8/2015	Armstrong	D14/250
D737,276 S *	8/2015	Armstrong	D14/440
D742,869 S *	11/2015	Odhwani	D14/250
D762,204 S *	7/2016	Armstrong	D14/250
D766,249 S *	9/2016	Veltz	D14/440
D766,885 S *	9/2016	Armstrong	D14/250
D768,123 S *	10/2016	Armstrong	D14/250
D770,458 S *	11/2016	Corcoran	D14/440
D776,105 S *	1/2017	Han	D14/250
D791,754 S *	7/2017	Armstrong	D14/250

(Continued)

Primary Examiner — Carla J Wright
(74) *Attorney, Agent, or Firm* — Kutak Rock LLP

(57) **CLAIM**

We claim the ornamental design for a case for a mobile phone, as shown and described.

DESCRIPTION

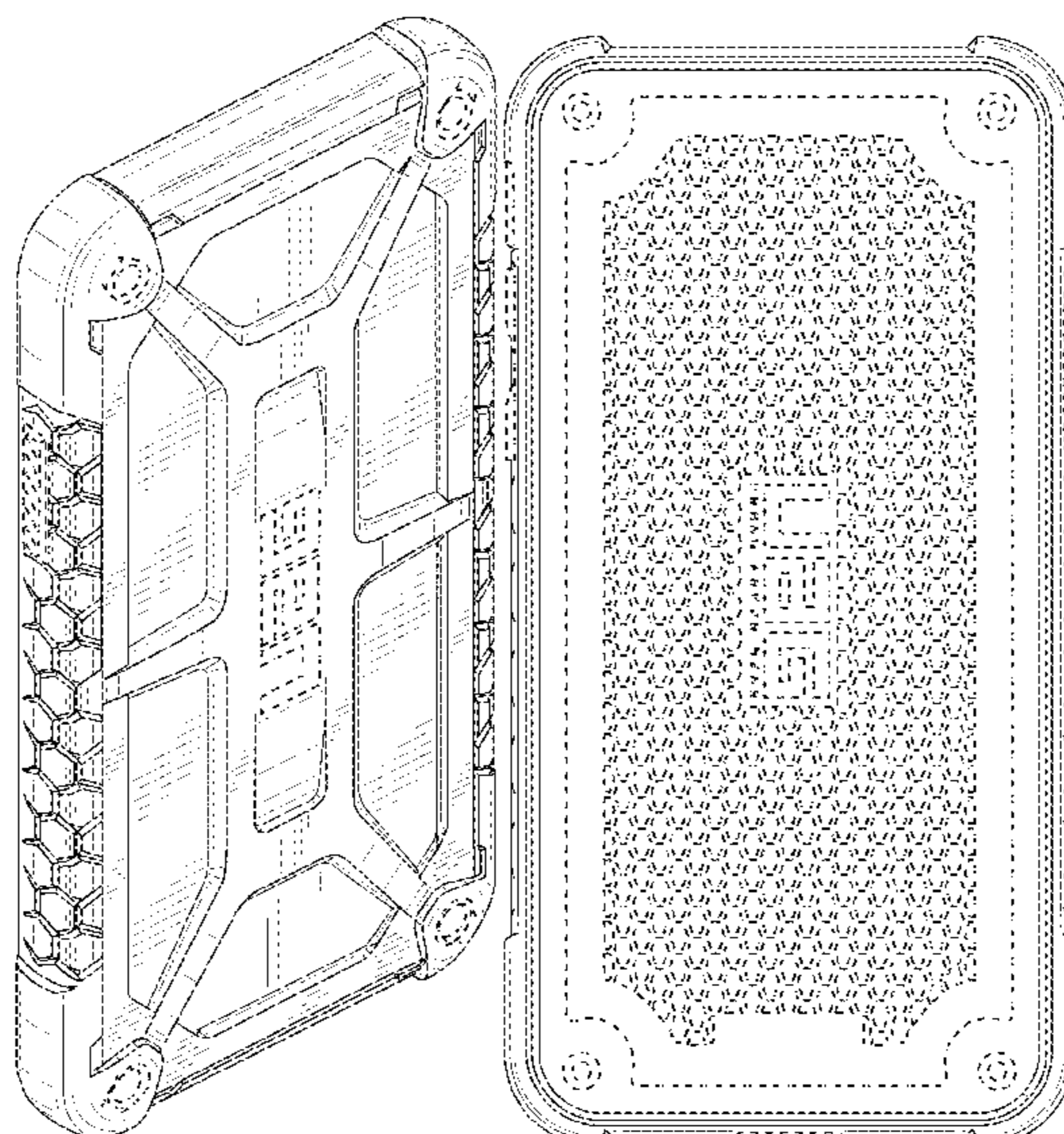
FIG. 1 is a front, left-side, and top perspective view of the case for a mobile phone;
 FIG. 2 is a rear, left-side, and top perspective view of the case for a mobile phone of FIG. 1;
 FIG. 3 is a rear, left-side, and bottom perspective view of the case for a mobile phone of FIG. 1;
 FIG. 4 is a front elevation view of the case for a mobile phone of FIG. 1;
 FIG. 5 is a rear elevation view of the case for a mobile phone of FIG. 1;
 FIG. 6 is a left-side elevation view of the case for a mobile phone of FIG. 1;
 FIG. 7 is a right-side elevation view of the case for a mobile phone of FIG. 1;
 FIG. 8 is a top plan view of the case for a mobile phone of FIG. 1; and,
 FIG. 9 is a bottom plan view of the case for a mobile phone of FIG. 1.
 The subject matter shown in broken lines, and any surfaces of the case not shown, including interior surfaces, form no part of the claimed design.

1 Claim, 9 Drawing Sheets

(56) **References Cited**

U.S. PATENT DOCUMENTS

D634,314 S *	3/2011	Fahrendorff	D14/250
D649,144 S *	11/2011	Fathollahi	D14/250
D670,279 S *	11/2012	Veltz	D14/250
D685,358 S *	7/2013	Armstrong	D14/250
D715,785 S *	10/2014	Jacob	D14/250
D721,686 S *	1/2015	Jacob	D14/250
D733,154 S *	6/2015	Armstrong	D14/440



(56)

References Cited

U.S. PATENT DOCUMENTS

D794,625 S *	8/2017	Armstrong	D14/250
D794,626 S *	8/2017	Armstrong	D14/250
D804,468 S *	12/2017	Armstrong	D14/315
D806,082 S *	12/2017	Armstrong	D14/440
D808,369 S *	1/2018	Kim	D14/250
D811,379 S *	2/2018	Armstrong	D14/250
D832,269 S *	10/2018	Cheng	D14/440
D848,366 S *	5/2019	Lian	D13/108
2015/0068934 A1 *	3/2015	Armstrong	A45C 11/00 206/320

* cited by examiner

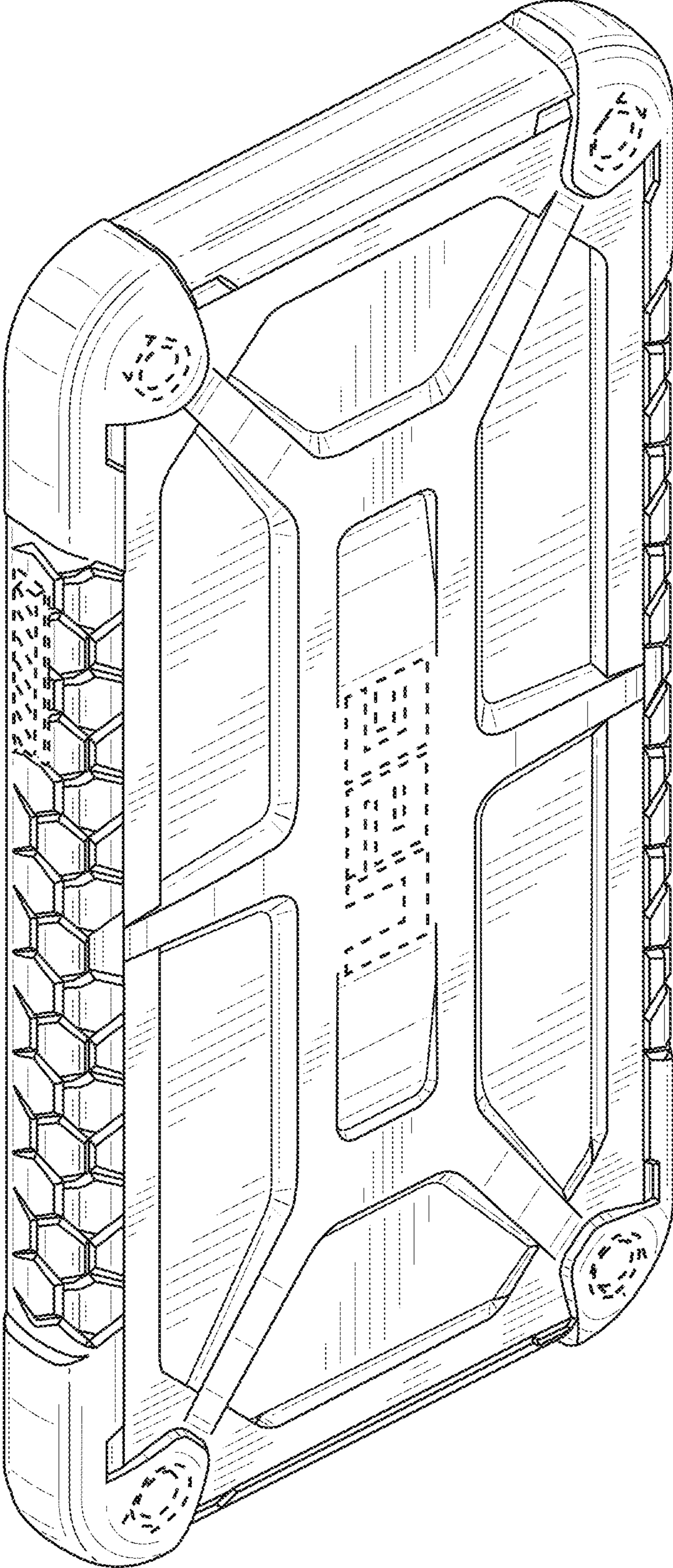


FIG. 1

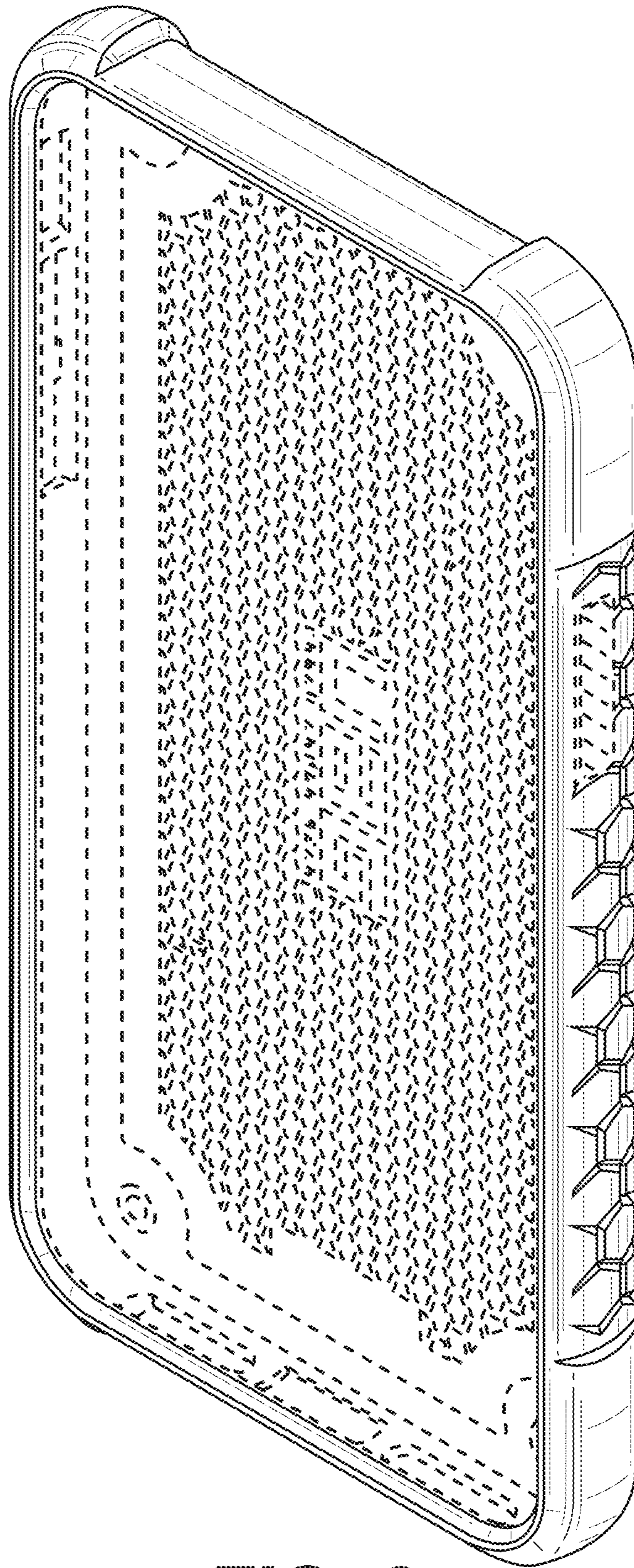


FIG. 2

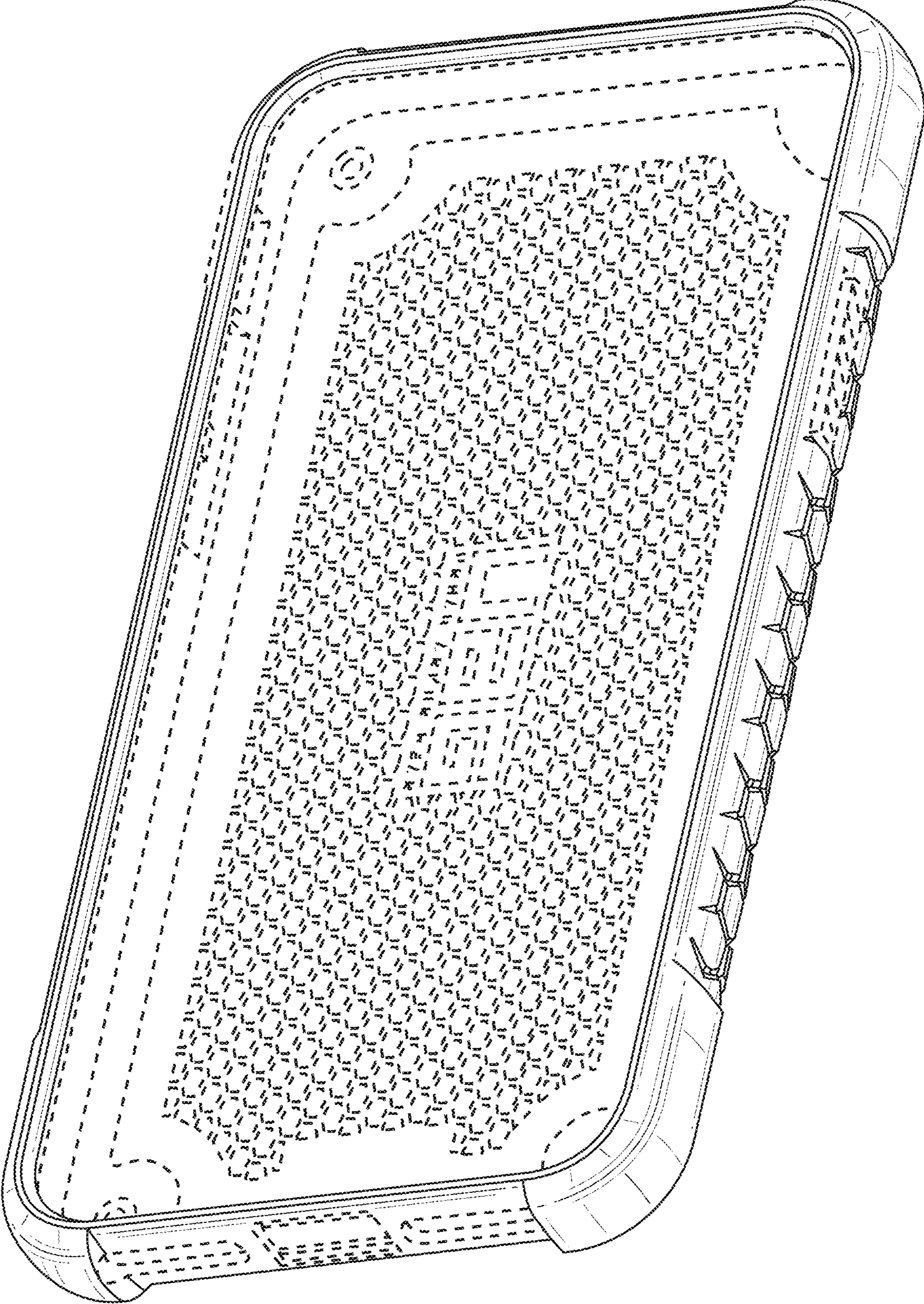


FIG. 3

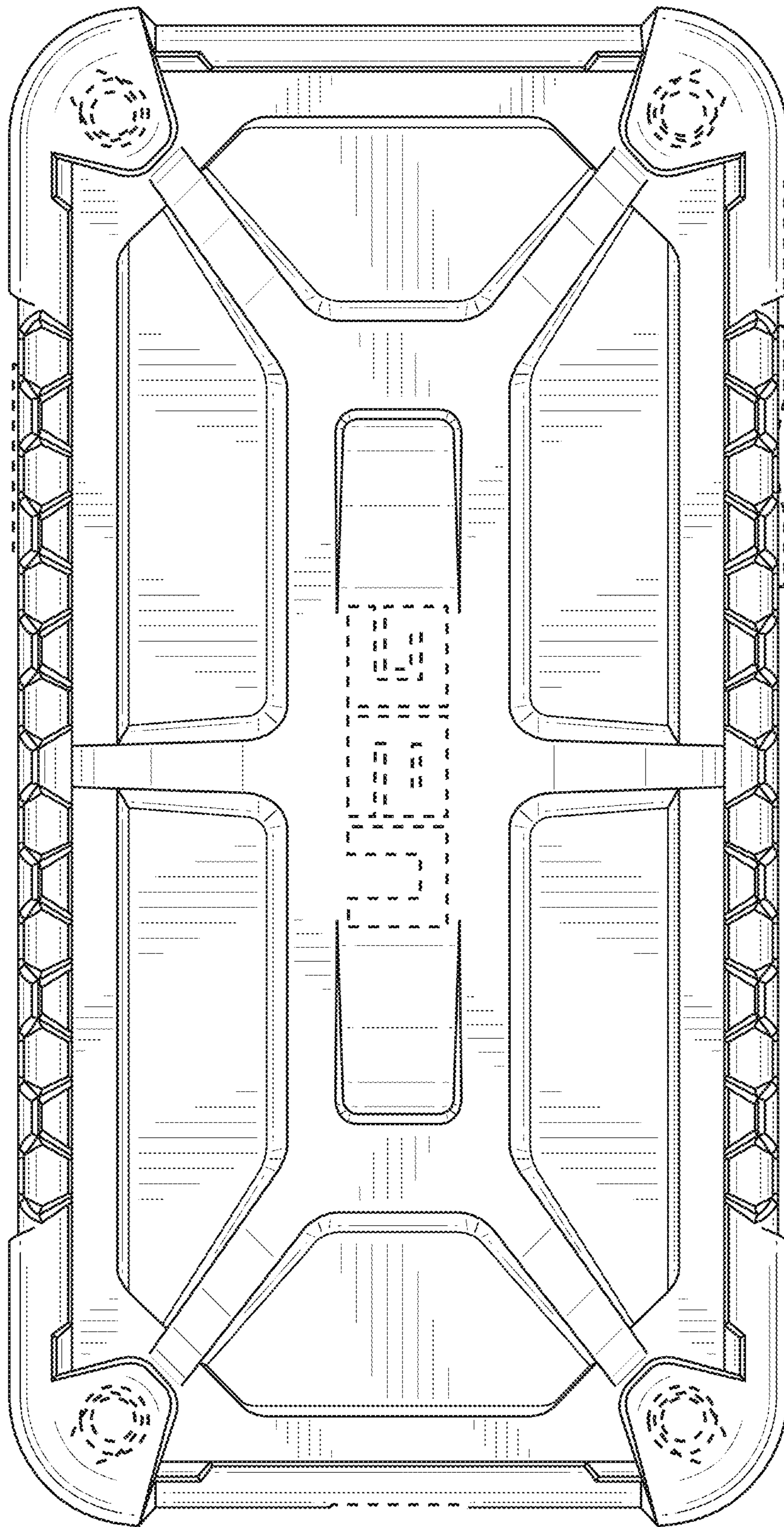


FIG. 4

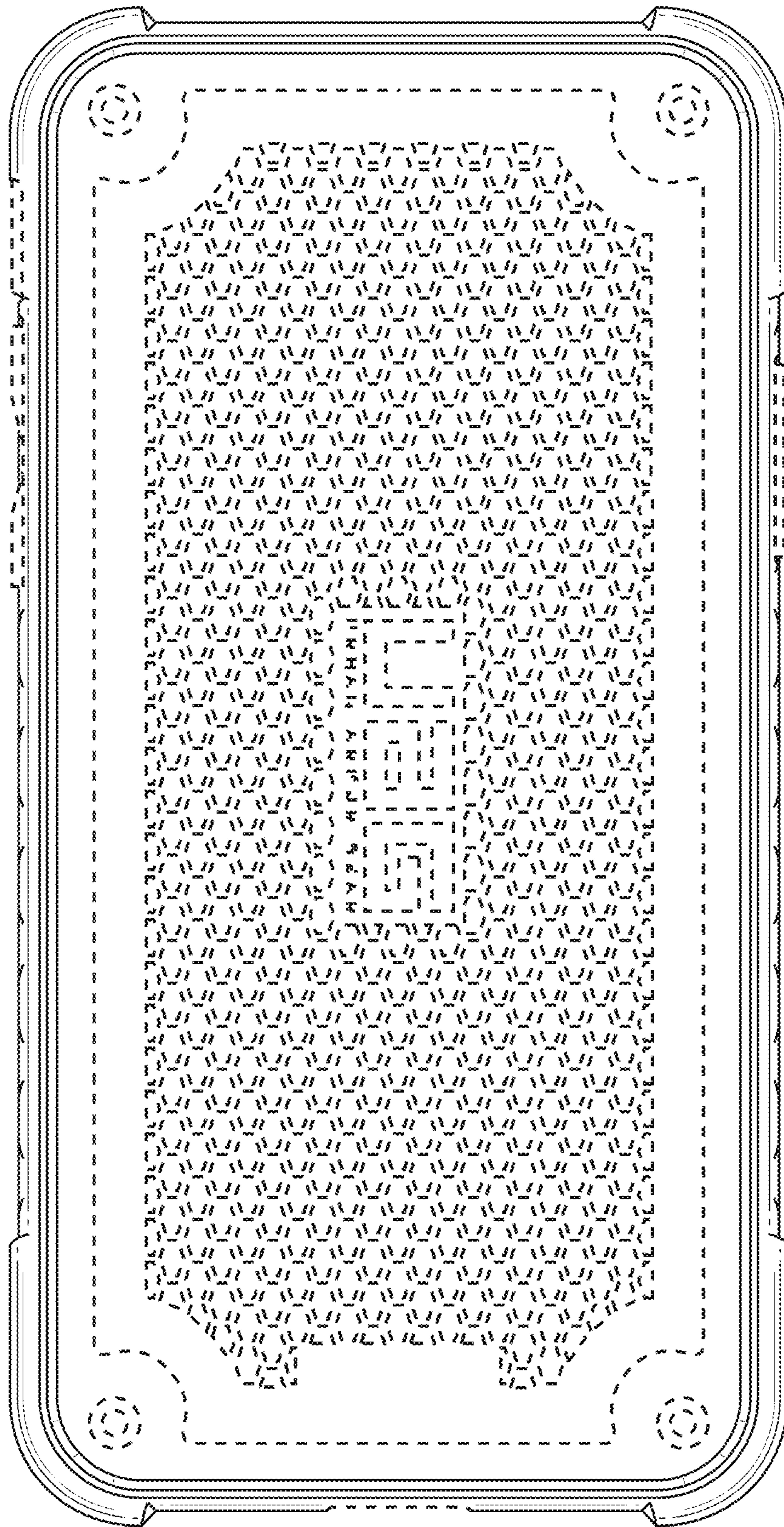


FIG. 5

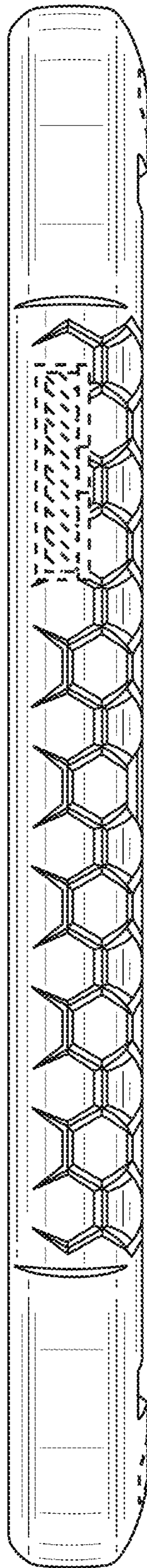


FIG. 6

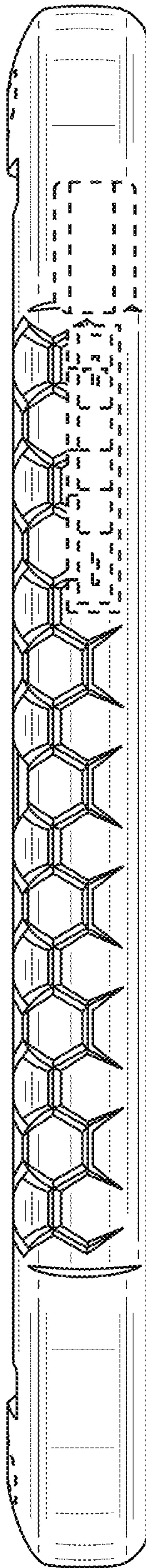


FIG. 7

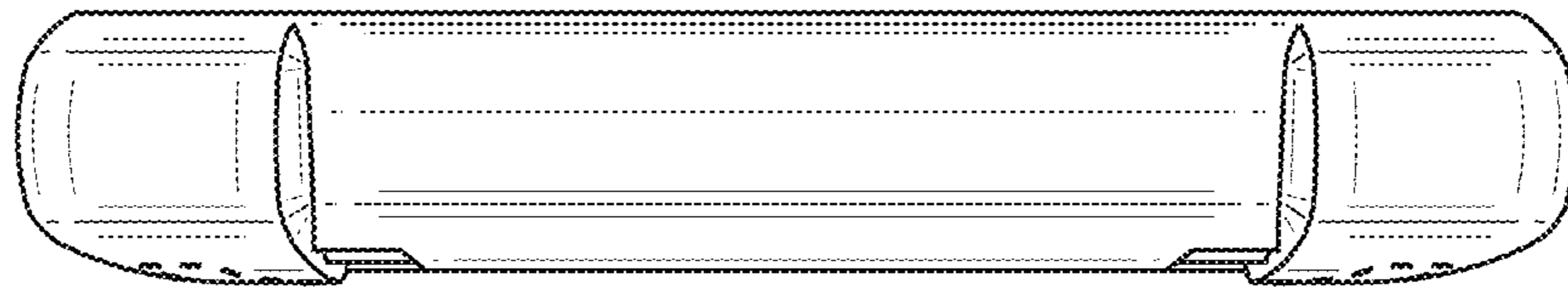


FIG. 8

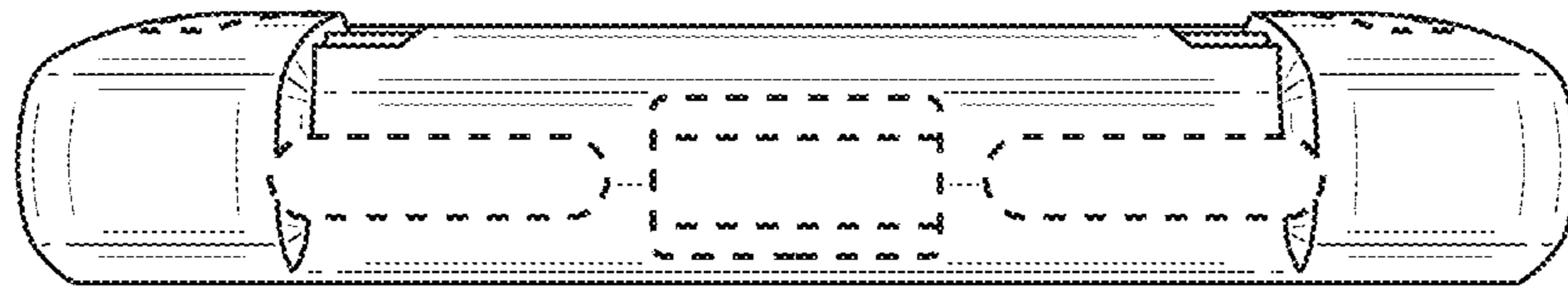


FIG. 9