



US00D877721S

(12) **United States Design Patent**
Jung

(10) **Patent No.:** **US D877,721 S**
(45) **Date of Patent:** **** Mar. 10, 2020**

- (54) **PAIR OF EARBUD HEADSETS**
- (71) Applicant: **Skullcandy, Inc.**, Park City, UT (US)
- (72) Inventor: **Ryan Jung**, Holladay, UT (US)
- (73) Assignee: **Skullcandy, Inc.**, Park City, UT (US)
- (**) Term: **15 Years**
- (21) Appl. No.: **29/658,335**
- (22) Filed: **Jul. 30, 2018**
- (51) **LOC (12) Cl.** **14-01**
- (52) **U.S. Cl.**
USPC **D14/223**
- (58) **Field of Classification Search**
USPC D14/223, 205; D24/174; 128/864, 865,
128/866; 181/129, 130, 135; 379/430,
379/431; 381/380, 381, 374; 455/90.3,
455/575.1, 569.1
CPC H04R 1/10; H04R 1/1066; H04R 1/1016;
H04R 5/033; H04R 5/0335
See application file for complete search history.

- D575,278 S * 8/2008 Guccione D14/223
- D588,111 S * 3/2009 Komiyama D14/223
- D595,272 S * 6/2009 Kim D14/223

(Continued)

FOREIGN PATENT DOCUMENTS

EM 004542744 * 12/2017

Primary Examiner — Paula Allen Greene

(74) *Attorney, Agent, or Firm* — TraskBritt

(57) **CLAIM**

The ornamental design for a pair of earbud headsets, as shown and described.

DESCRIPTION

FIG. 1 is a front view of a pair of earbud headsets (including a left earbud shown on the left and a right earbud shown on the right) showing a first embodiment of my new design; FIG. 2 is a back view of the pair of earbud headsets shown in FIG. 1 (with the right earbud shown on the left and the left earbud shown on the right); FIG. 3 is a left side view of the pair of earbud headsets shown in FIG. 1 (with the left earbud shown on the left and the right earbud shown on the right); FIG. 4 is a right side view of the pair of earbud headsets shown in FIG. 1 (with the right earbud shown on the left and the left earbud shown on the right); FIG. 5 is a top view of the pair of earbud headsets shown in FIG. 1 (with the left earbud shown on the left and the right earbud shown on the right); FIG. 6 is a bottom view of the pair of earbud headsets shown in FIG. 1 (with the left earbud shown on the left and the right earbud shown on the right); FIG. 7 is a perspective view thereof; FIG. 8 is a perspective view thereof; FIG. 9 is a perspective view thereof; and, FIG. 10 is a perspective view thereof.

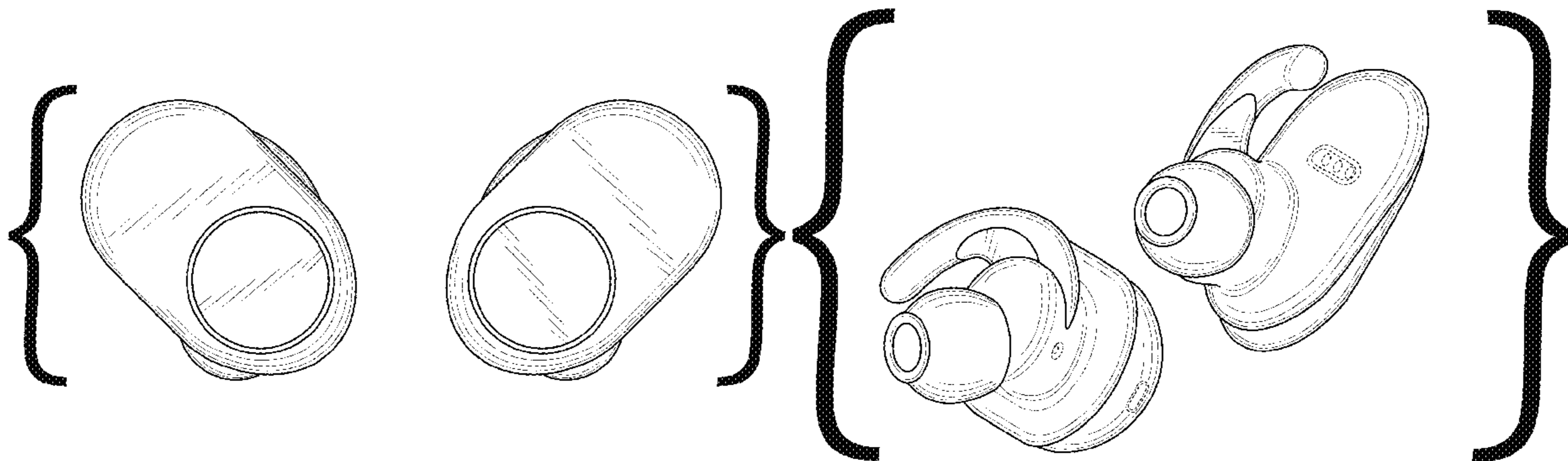
The broken lines in FIGS. 1-10 illustrate unclaimed subject matter and do not form any part of the claimed design.

(56) **References Cited**

U.S. PATENT DOCUMENTS

- D207,206 S * 3/1967 Geib D24/174
- D479,834 S * 9/2003 Salazar D14/205
- D480,386 S * 10/2003 Browne D14/223
- 6,690,807 B1 * 2/2004 Meyer G02C 5/143
2/12
- D496,653 S * 9/2004 Townsend D14/240
- D512,990 S * 12/2005 Yang D14/205
- D536,692 S * 2/2007 Alwicker D14/188
- D550,657 S * 9/2007 Gan D14/223
- D555,150 S * 11/2007 Christopher D14/223
- D559,836 S * 1/2008 Lee D14/223
- 7,356,362 B2 * 4/2008 Chang H04R 1/1033
379/430

1 Claim, 5 Drawing Sheets



(56)

References Cited

U.S. PATENT DOCUMENTS

D597,084 S *	7/2009	Gondo	D14/223	D758,355 S *	6/2016	Lee	D14/223
D597,534 S *	8/2009	Christopher	D14/223	D761,760 S	7/2016	Poulsen et al.	
D603,380 S *	11/2009	Hutchieson	D14/223	D764,445 S *	8/2016	Czaniecki	D14/223
D604,722 S *	11/2009	Mistry	D14/223	D767,532 S *	9/2016	Jen	D14/205
D622,855 S *	8/2010	Cano, Jr.	D24/174	9,532,126 B1	12/2016	Kelly et al.	
D624,057 S	9/2010	Kelly et al.		D780,157 S *	2/2017	Uggla	D14/205
D626,117 S *	10/2010	Lowry	D14/223	D780,714 S	3/2017	Vogt, Jr. et al.	
D631,470 S *	1/2011	Yoneyama	D14/223	D786,216 S *	5/2017	Silva	D14/205
D641,008 S *	7/2011	Lee	D14/223	D788,079 S *	5/2017	Son	D14/223
D642,163 S *	7/2011	Lee	D14/223	9,736,569 B2	8/2017	Kelly et al.	
D652,822 S *	1/2012	Lee	D14/223	D799,452 S *	10/2017	Lee	D14/223
D658,157 S *	4/2012	McManigal	D14/205	D800,703 S *	10/2017	Vaclavik	D14/223
D666,580 S *	9/2012	Lee	D14/223	D801,950 S *	11/2017	Otani	D14/223
D666,581 S *	9/2012	Perez	D14/223	D806,879 S *	1/2018	Horbinski	D24/174
D673,140 S	12/2012	Kelly et al.		D808,360 S *	1/2018	Arimoto	D14/205
D674,376 S	1/2013	Kelly et al.		D808,923 S	1/2018	Kelly et al.	
D676,026 S *	2/2013	Lee	D14/223	D812,042 S *	3/2018	Xiao	D14/223
D684,699 S *	6/2013	Heaysman	D24/174	D812,587 S	3/2018	Kelly et al.	
D684,700 S *	6/2013	Heaysman	D24/174	D813,205 S *	3/2018	Palmborg	D14/223
D685,481 S *	7/2013	Heaysman	D24/174	D813,844 S	3/2018	Stiff et al.	
D685,767 S	7/2013	Kelly et al.		D816,060 S *	4/2018	Wei	D14/205
8,600,095 B2 *	12/2013	Yuen	H04R 1/1041 381/380	D817,309 S *	5/2018	Czaniecki	D14/223
D701,196 S	3/2014	Kelly et al.		9,961,434 B2	5/2018	Kelly	
D701,197 S	3/2014	Kelly et al.		D822,646 S *	7/2018	Dang	D14/223
8,737,669 B2 *	5/2014	Monahan	H04R 1/1016 381/380	D824,359 S *	7/2018	Czaniecki	D14/205
D711,356 S *	8/2014	Yang	D14/223	D827,616 S *	9/2018	Lian	D14/223
D727,871 S *	4/2015	Orbach	D14/205	D841,626 S *	2/2019	Tang	D14/223
9,055,365 B2	6/2015	Kelly et al.		D842,844 S *	3/2019	Li	D14/223
D740,255 S *	10/2015	Samrelius	D14/206	D843,354 S *	3/2019	Kumano	D14/223
D742,861 S *	11/2015	Miyake	D14/223	D845,282 S *	4/2019	Chen	D14/223
D743,949 S *	11/2015	Miyake	D14/223	2009/0296975 A1 *	12/2009	Uchida	H04R 1/1091 381/370
D744,456 S *	12/2015	Pedersen	D14/223	2009/0304220 A1 *	12/2009	Fujikura	H04R 1/1091 381/380
D750,042 S	2/2016	Poulsen et al.		2013/0259286 A1 *	10/2013	Chung	H04R 1/1016 381/380
				2017/0026738 A1 *	1/2017	Tang	H04R 1/1091

* cited by examiner

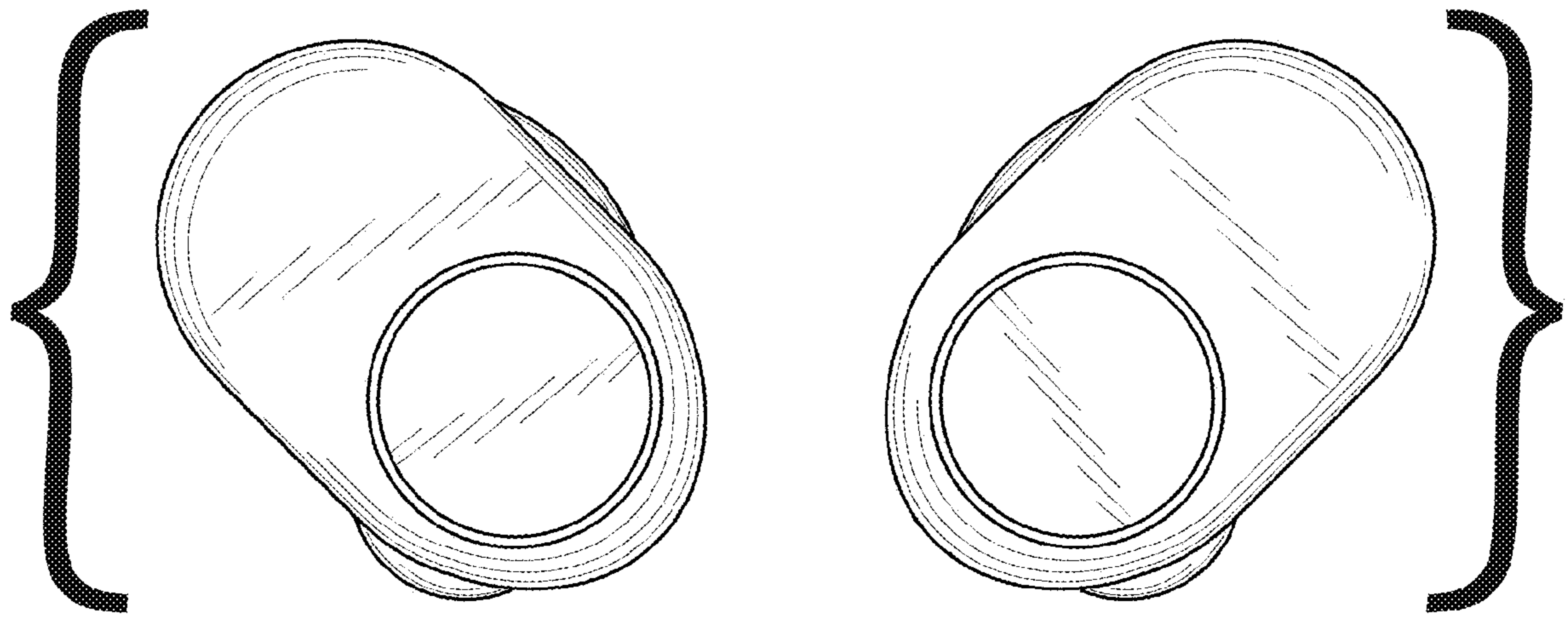


FIG. 1

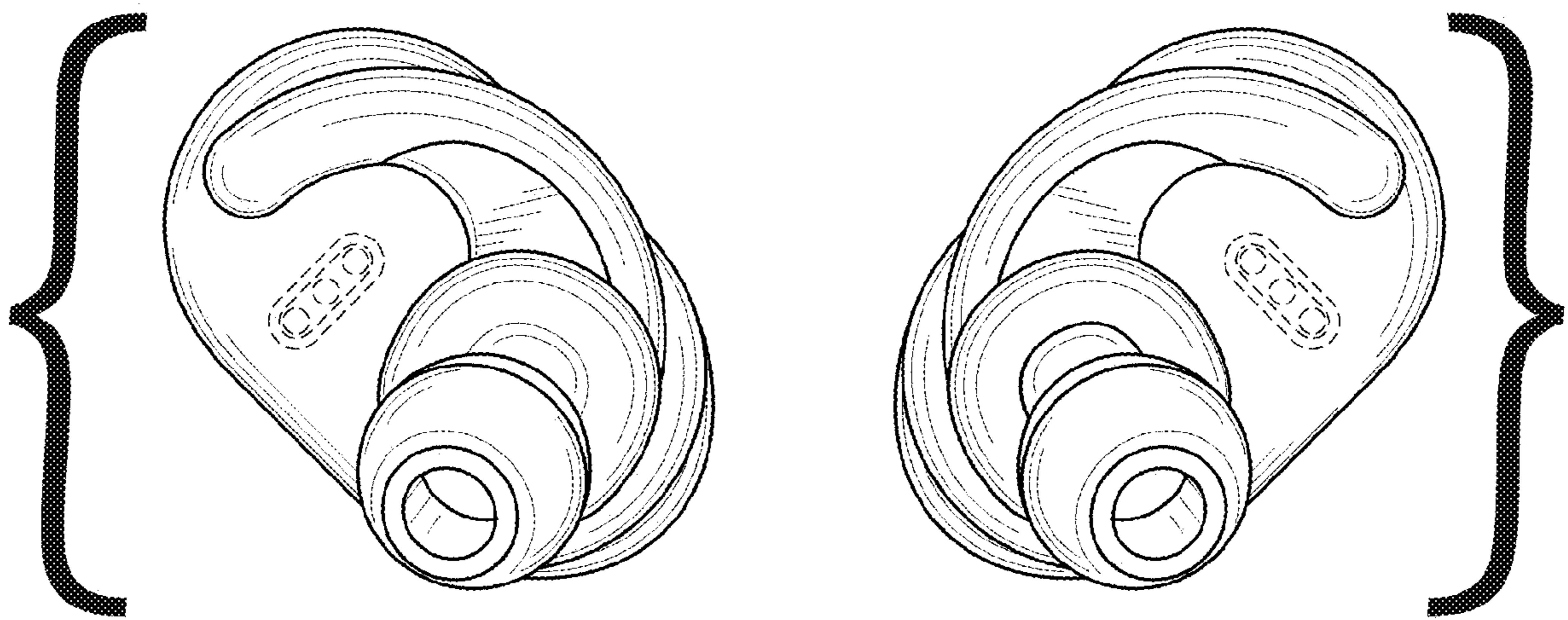


FIG. 2

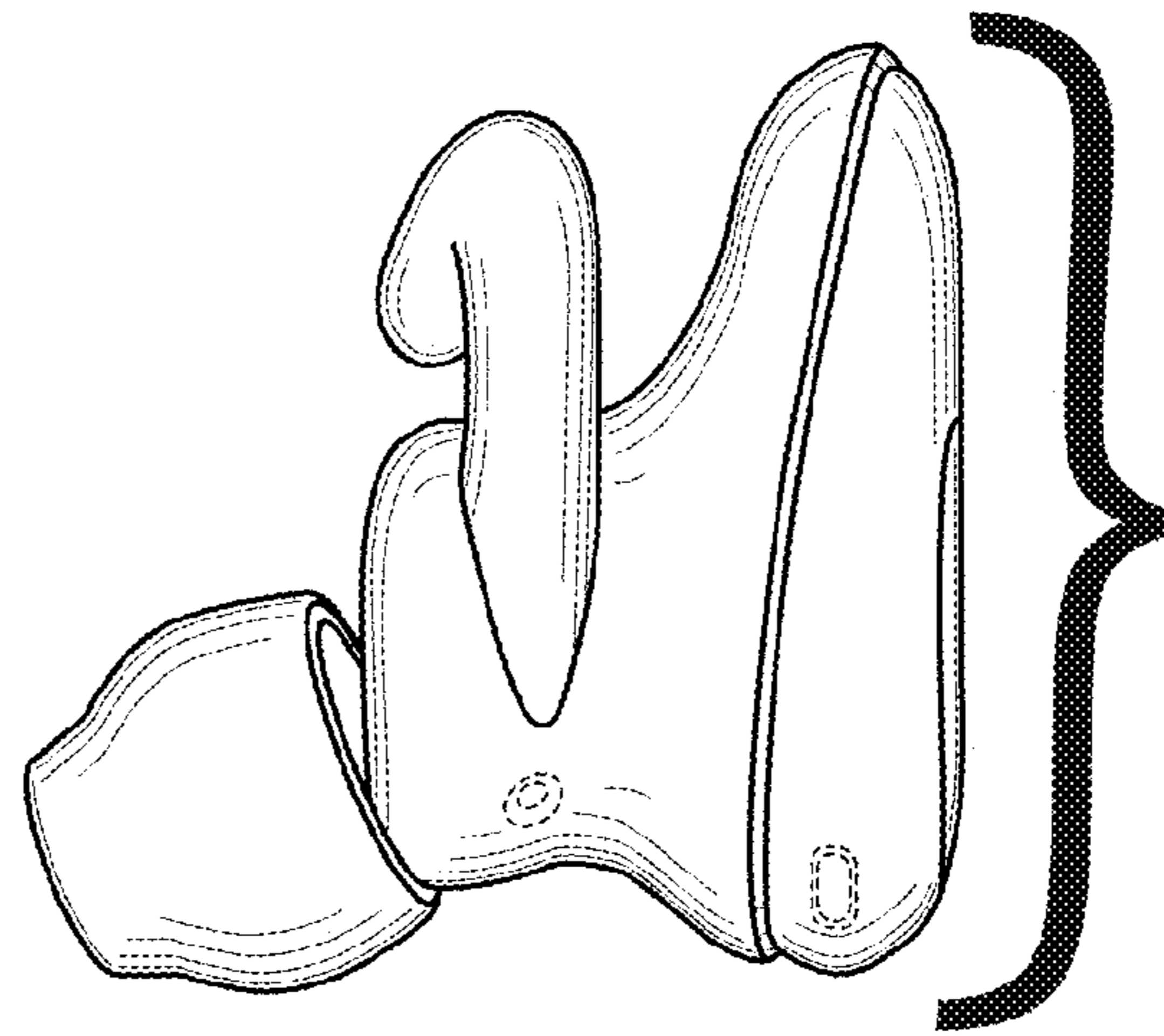
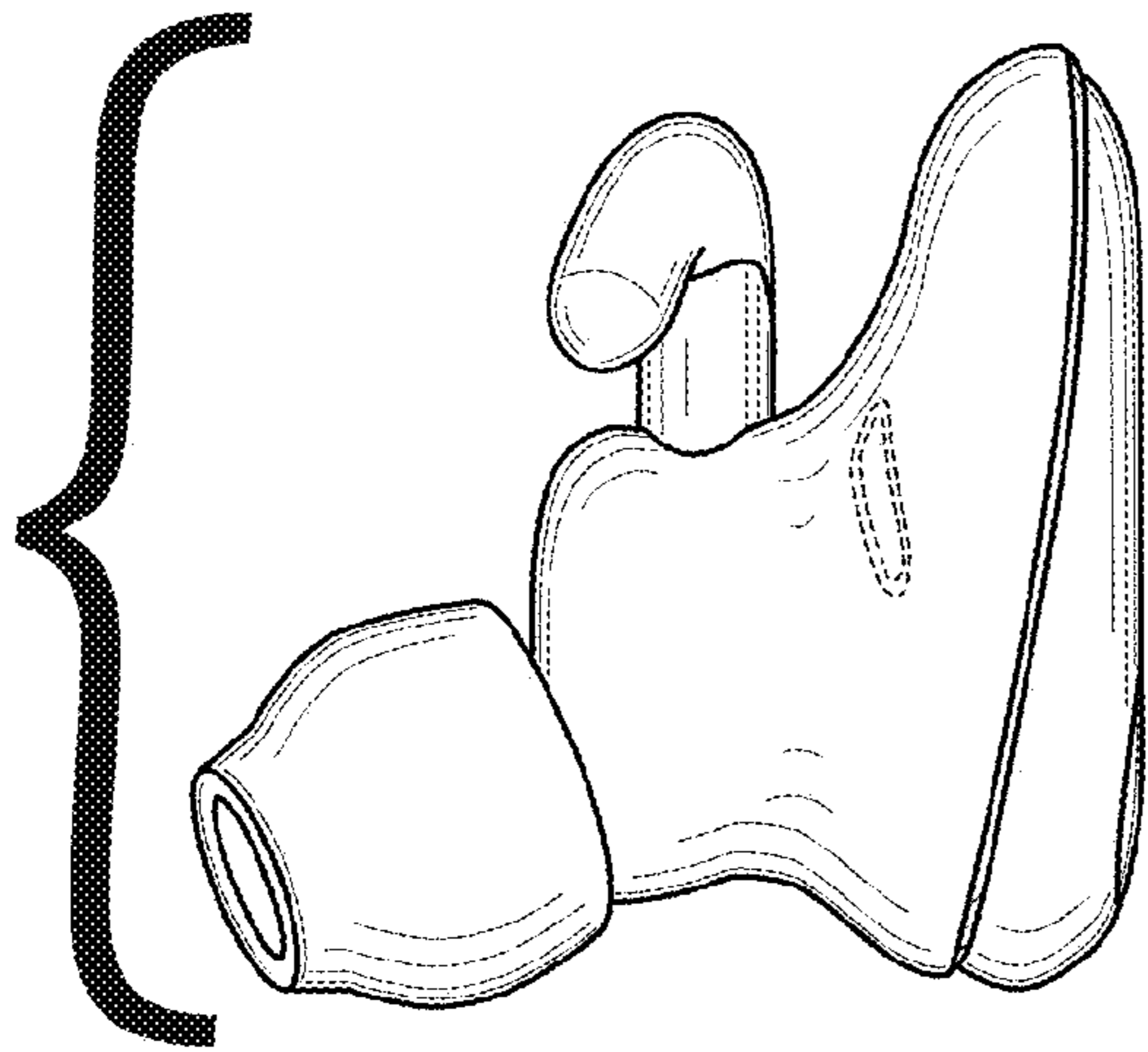


FIG. 3

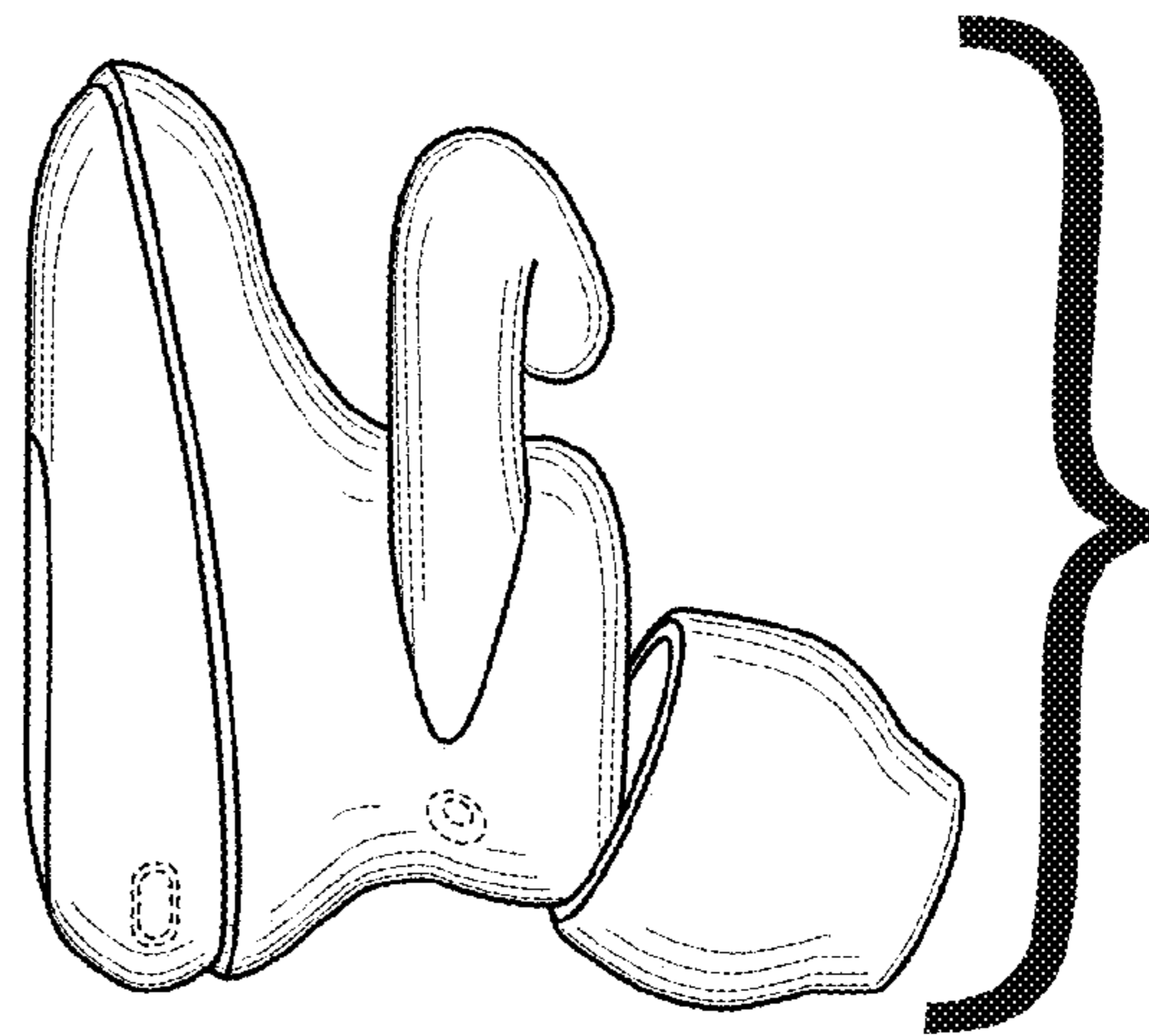
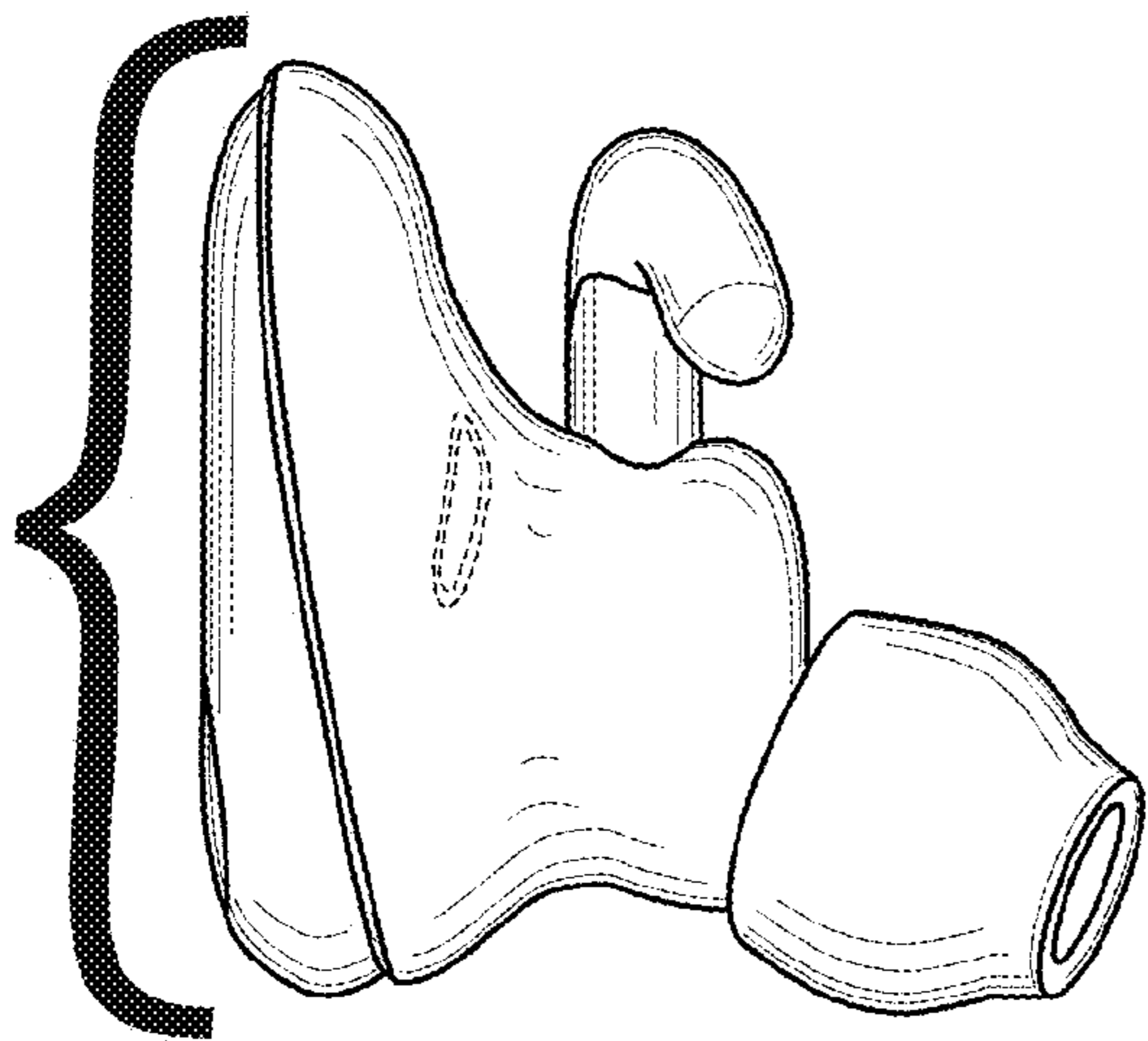


FIG. 4

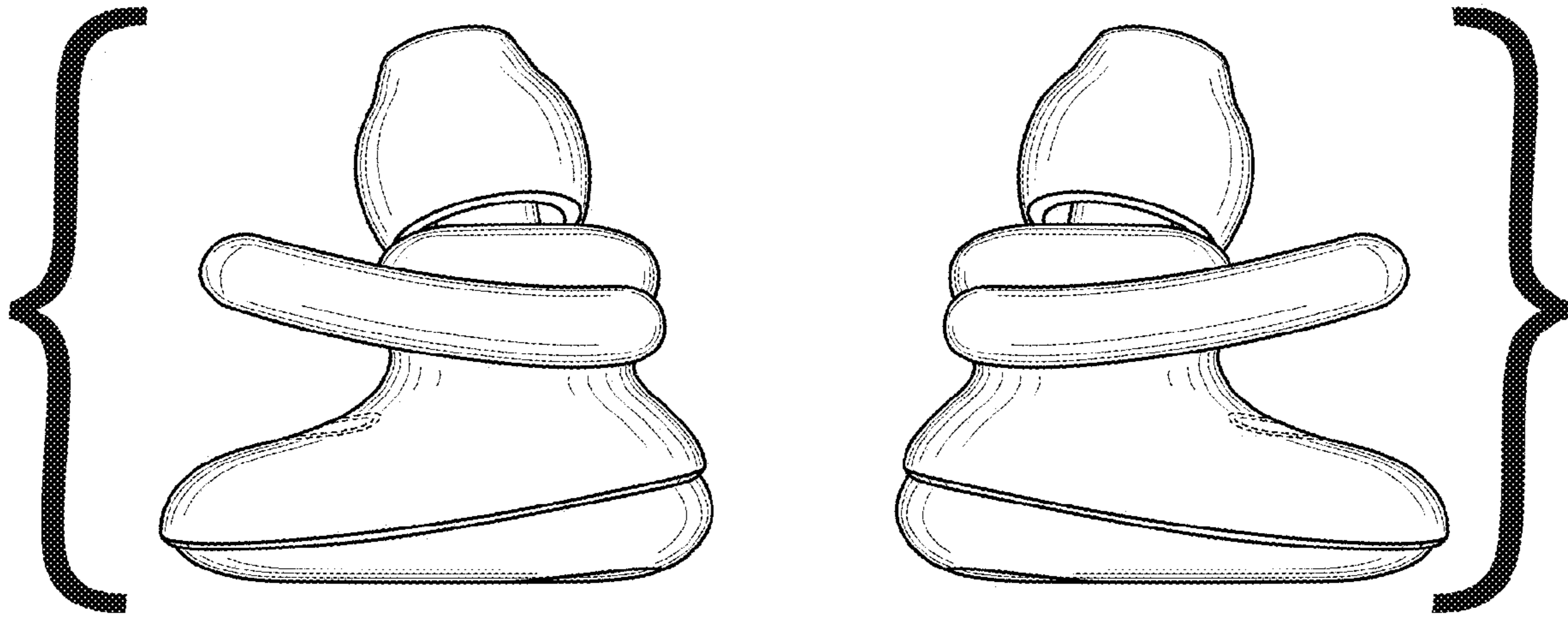


FIG. 5

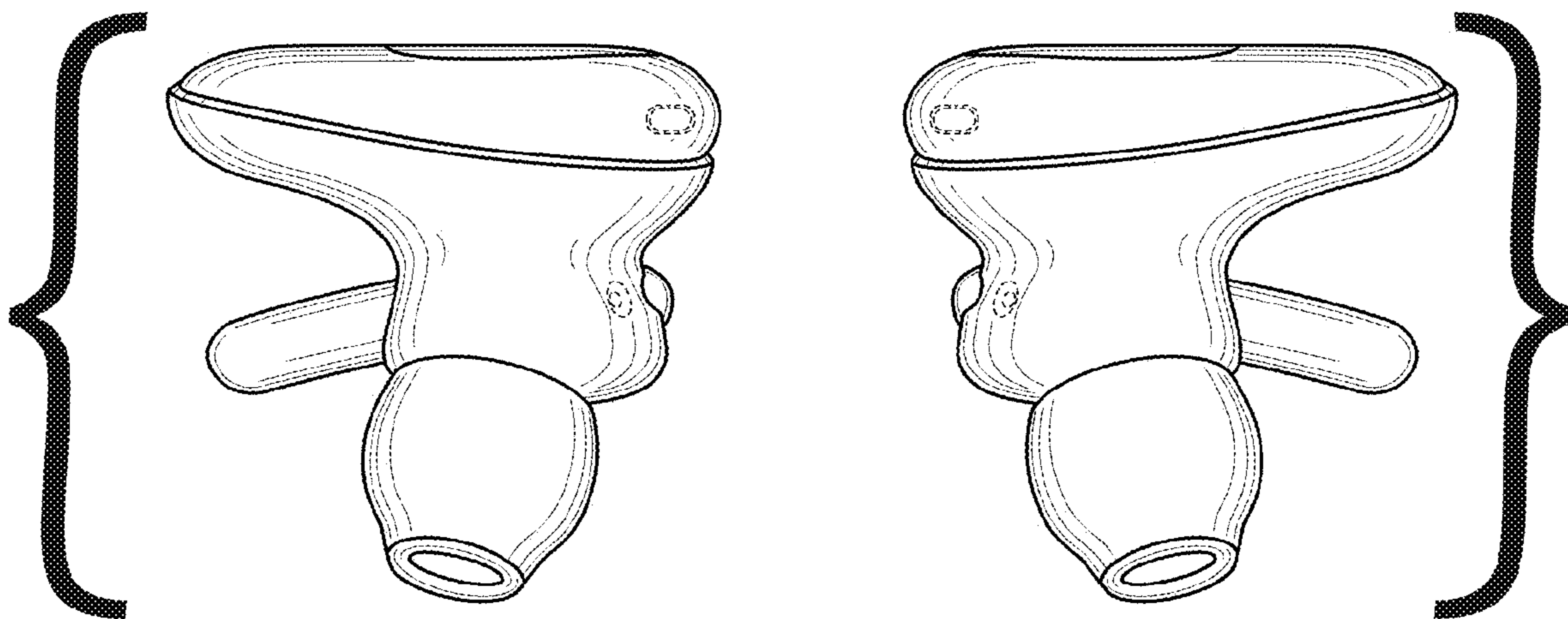


FIG. 6

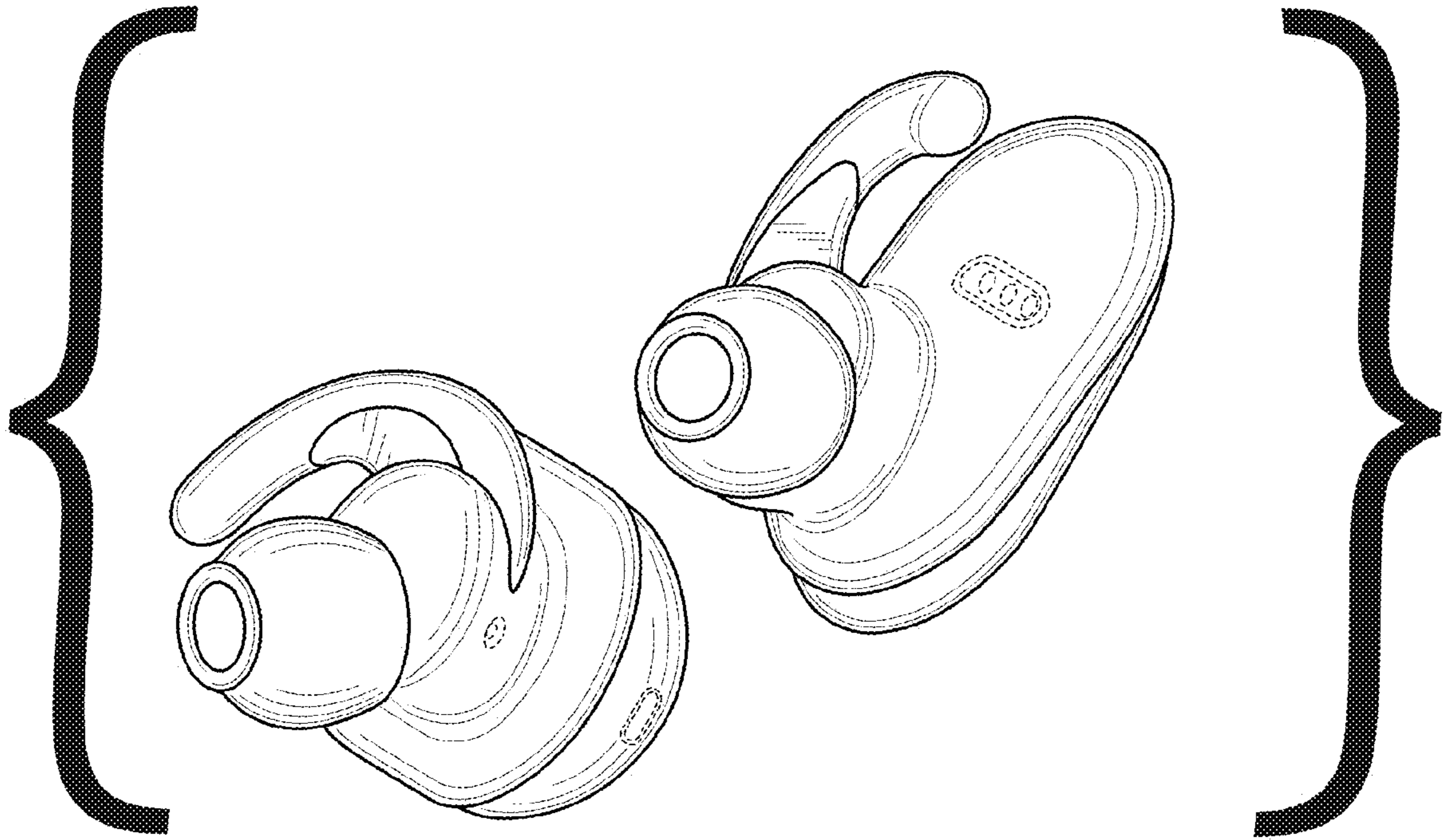


FIG. 7

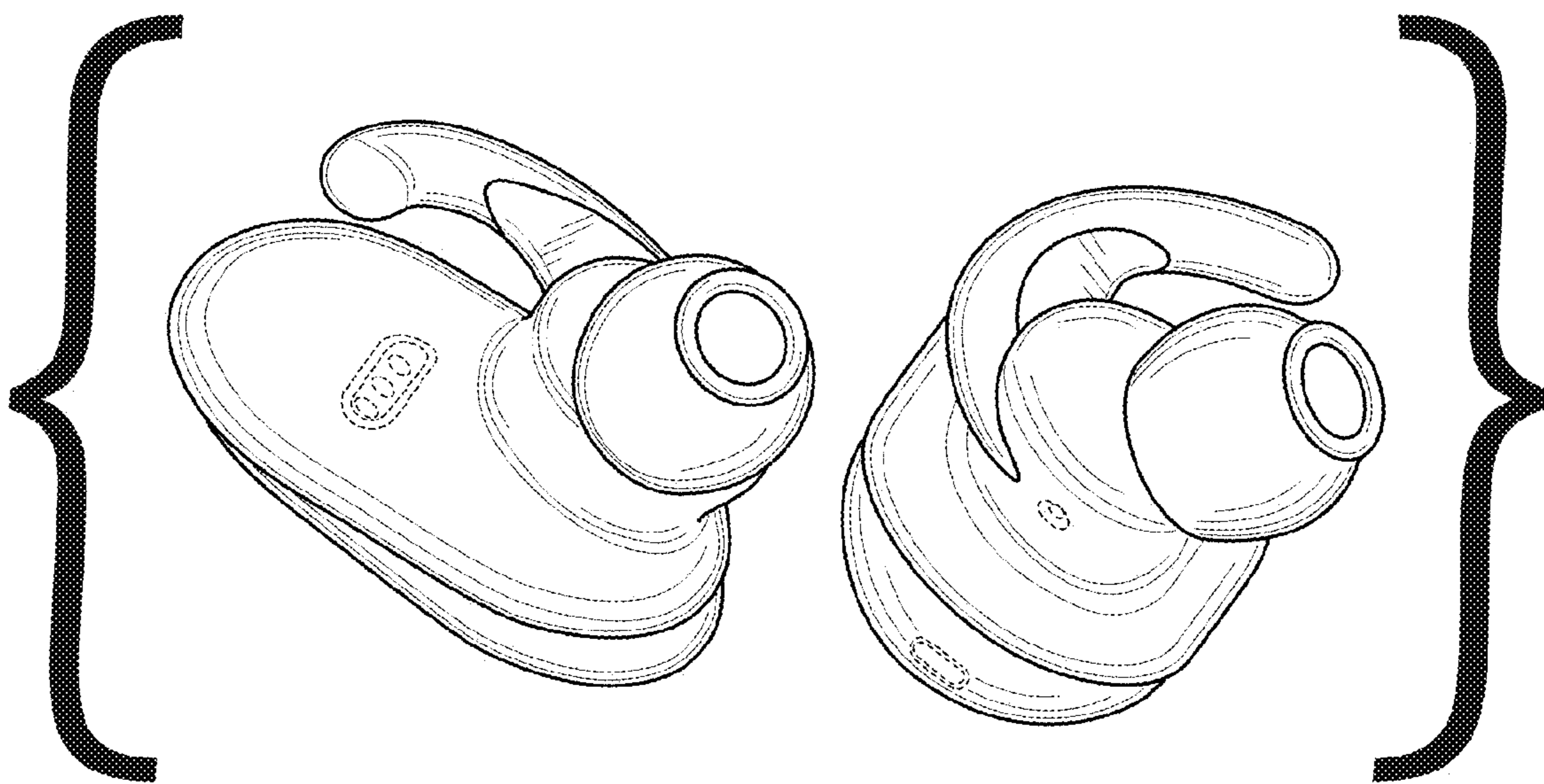


FIG. 8

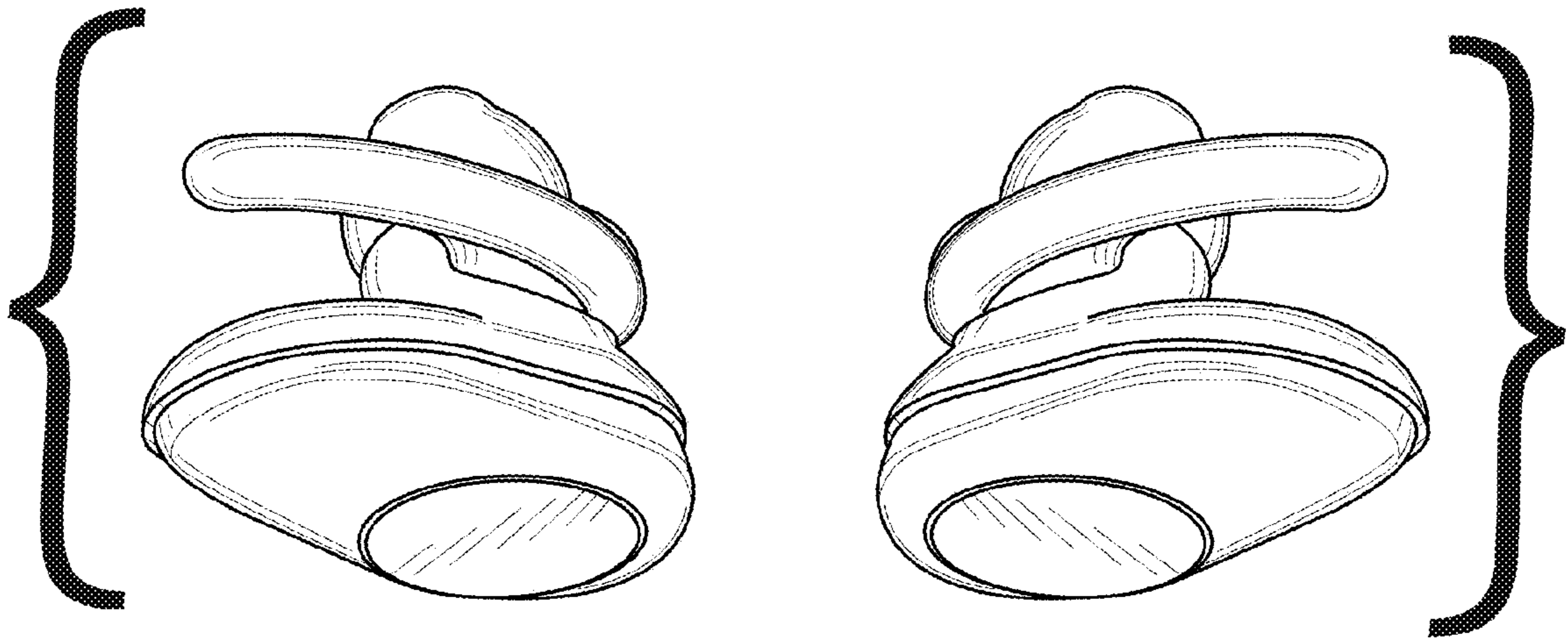


FIG. 9

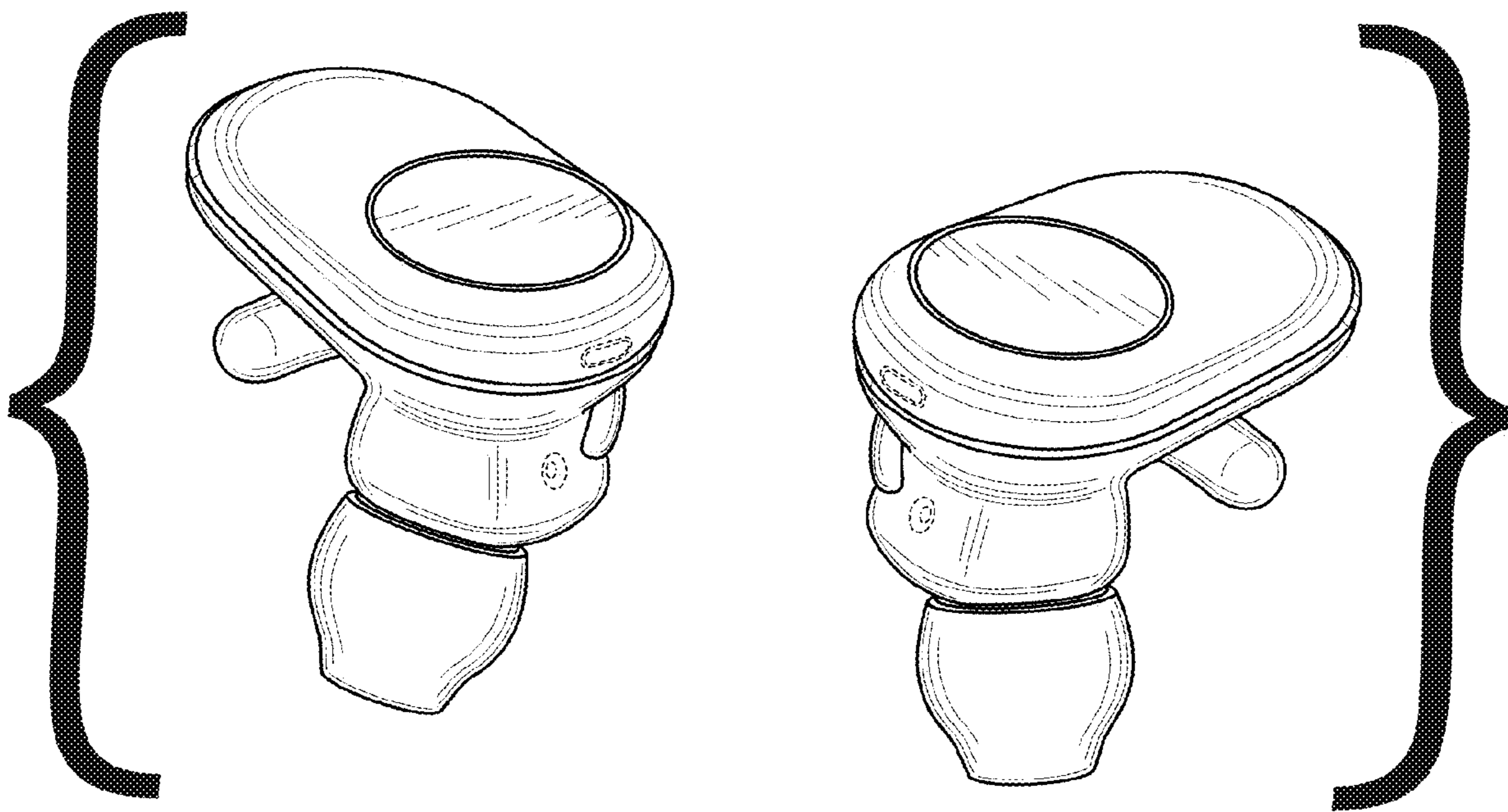


FIG. 10