



US00D877709S

(12) **United States Design Patent**
Winter

(10) **Patent No.:** **US D877,709 S**
(45) **Date of Patent:** **** Mar. 10, 2020**

(54) **STRAIGHT HANDLE 2 PC PAINT BRUSH**
(71) Applicant: **William John Winter**, Milford, CT
(US)
(72) Inventor: **William John Winter**, Milford, CT
(US)
(**) Term: **15 Years**
(21) Appl. No.: **29/651,977**
(22) Filed: **Jul. 26, 2019**
(51) **LOC (12) Cl.** **04-01**
(52) **U.S. Cl.**
USPC **D14/135**
(58) **Field of Classification Search**
USPC D4/100, 102, 114, 135, 116, 121, 127;
15/21.1, 22.1, 23, 24, 28, 29, 191.1, 192,
15/193, 194, 166, 168, 171, 175, 176.1;
132/218, 217; D28/7, 57
CPC B05C 1/00; B05C 1/02; B05C 17/0205;
B44D 2/00
See application file for complete search history.

6,145,151 A 11/2000 Herron
D448,178 S * 9/2001 Tapley D4/132
D475,535 S 6/2003 Vaes
D485,442 S 1/2004 Twigg
D534,001 S * 12/2006 Zemel D4/138
D536,530 S * 2/2007 Peterson D4/121
7,178,191 B2 2/2007 Hitzler
D563,675 S * 3/2008 Zemel D4/135
D580,177 S 11/2008 Louis-Jeune
D584,897 S 1/2009 Belley
D634,549 S * 3/2011 Arvinte D4/135
D679,506 S * 4/2013 Hile D4/135
D681,343 S 5/2013 Arvinte
D710,115 S * 8/2014 Dale D4/135
8,905,363 B2 12/2014 McCaul
D733,437 S * 7/2015 Sherman D4/135
D751,824 S * 3/2016 Childs D4/135
D766,199 S * 9/2016 Arvinte D4/135
9,498,050 B2 11/2016 Gerardboucher
D774,311 S 12/2016 Vasquez
9,526,325 B2 12/2016 Hesse
D790,864 S * 7/2017 Zemel D4/135
10,021,966 B2 7/2018 Ortiz
2009/0260172 A1 10/2009 Weiss
2010/0199449 A1 * 8/2010 Ho A46B 3/005
15/207.2

* cited by examiner

Primary Examiner — Austin Murphy

(56) **References Cited**

U.S. PATENT DOCUMENTS

D130,264 S * 11/1941 Racicot D4/135
D227,624 S * 7/1973 Spydyevold D4/135
3,971,094 A 7/1976 Johannes
4,010,510 A 3/1977 Belza
4,494,268 A 1/1985 Chu
D318,762 S * 8/1991 Rueb D4/132
5,159,736 A 11/1992 Newell
D333,217 S * 2/1993 Gingras D4/132
5,218,733 A 6/1993 Leu
5,220,702 A 6/1993 Howell
5,678,276 A 10/1997 Ledingham
6,035,481 A 3/2000 Douglas


(57) **CLAIM**

I claim the ornamental design for a straight handle 2 pc paint brush, as shown and described.

DESCRIPTION

FIG. 1-is a top view of the straight handle 2 pc paint brush showing my new design.
FIG. 2- is a right side view thereof; and,
FIG. 3- is a perspective view thereof.

1 Claim, 2 Drawing Sheets



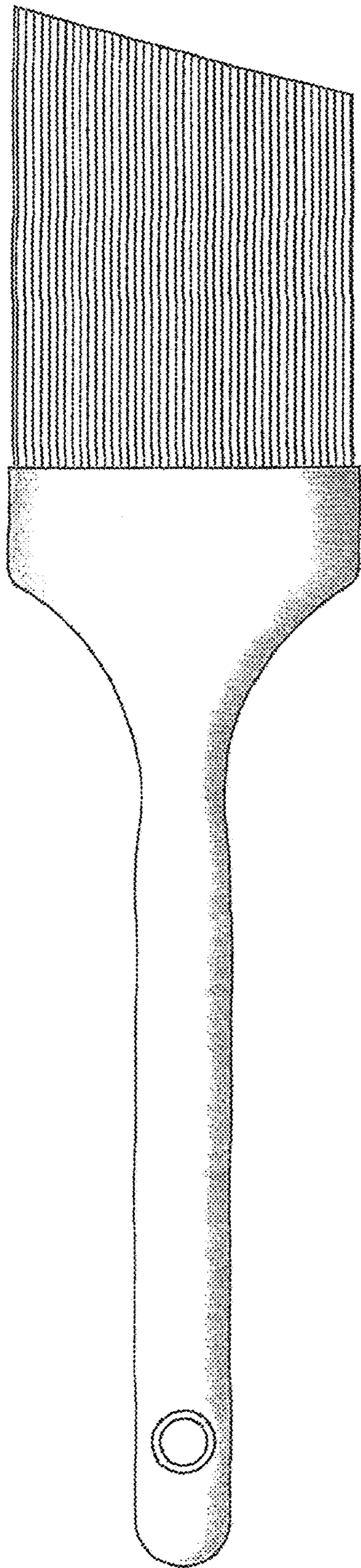


FIG. 1




FIG. 2




FIG. 3