



US00D877708S

(12) **United States Design Patent**
Vinciarelli et al.

(10) **Patent No.:** **US D877,708 S**
(45) **Date of Patent:** **** Mar. 10, 2020**

(54) **ELECTRICAL TERMINAL**
(71) Applicant: **VLT, Inc.**, Sunnyvale, CA (US)
(72) Inventors: **Patrizio Vinciarelli**, Boston, MA (US);
Michael B. LaFleur, East Hampstead,
NH (US)
(73) Assignee: **VLT, Inc.**, Sunnyvale, CA (US)
(**) Term: **15 Years**

4,698,663 A 10/1987 Sugimoto et al.
D317,300 S 6/1991 Hasegawa et al.
5,066,999 A 11/1991 Casper
5,742,005 A 4/1998 Saka et al.
5,757,082 A 5/1998 Shibata
5,994,772 A 11/1999 Shin
6,078,505 A 6/2000 Turudic
6,348,742 B1 2/2002 MacPherson
6,391,681 B1* 5/2002 Corisis H01L 23/49838
257/E21.508
D466,093 S 11/2002 Ebihara et al.
(Continued)

(21) Appl. No.: **29/669,185**
(22) Filed: **Nov. 6, 2018**

Related U.S. Application Data

(60) Continuation of application No. 29/614,894, filed on Aug. 24, 2017, now Pat. No. Des. 834,548, which is a division of application No. 29/556,621, filed on Mar. 2, 2016, now Pat. No. Des. 798,249, which is a division of application No. 29/470,060, filed on Oct. 17, 2013, now Pat. No. Des. 754,083.

(51) **LOC (12) Cl.** **13-03**
(52) **U.S. Cl.**
USPC **D13/182**

(58) **Field of Classification Search**
USPC D13/182; 257/678, 690; 361/679.31,
361/719, 720, 752, 777, 820
CPC H01L 21/00; H01L 21/02; H01L 23/3675;
H01L 23/3677; H01L 23/48; H01L
23/481; H01L 23/50; H01L 23/482; H01L
23/52; H01L 23/498; H01L 23/49805;
H01L 23/49811; H05K 7/1422; H05K
7/1424; H05K 7/1427; H05K 7/1428
See application file for complete search history.

(56) **References Cited**
U.S. PATENT DOCUMENTS

3,579,046 A 5/1971 Jordan
4,338,621 A 7/1982 Braun

OTHER PUBLICATIONS

Mitsubishi Electric Corporation, Release No. 2647, Mitsubishi Electric Launches 1200V/50A Large-Type Dual In-Line Package Intelligent Power Module, Jan. 26, 2012, 2 pages.
(Continued)

Primary Examiner — Elizabeth J Oswecki
(74) *Attorney, Agent, or Firm* — Foley & Lardner LLP


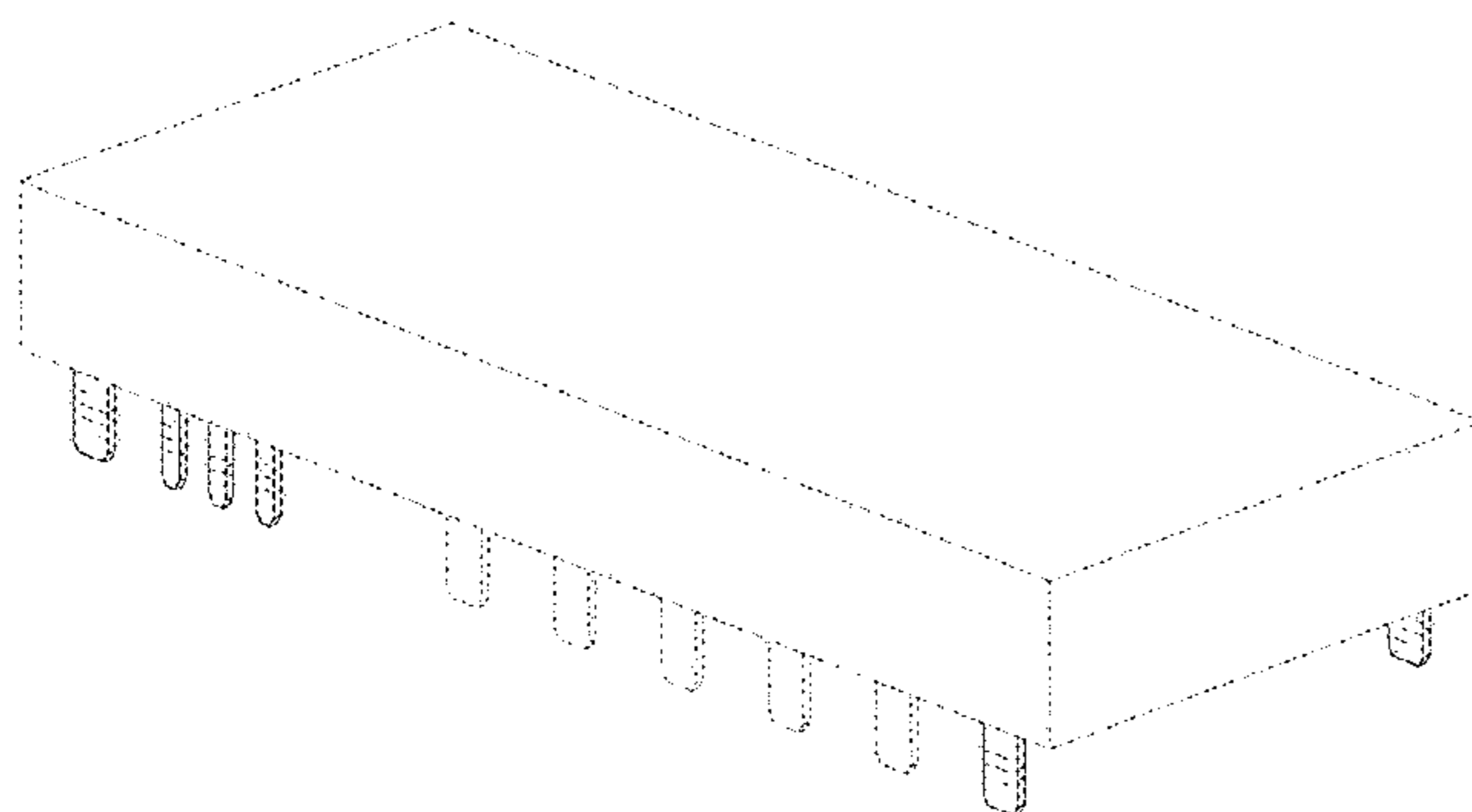
(57) **CLAIM**

The ornamental design for an electric terminal, as shown and described.

DESCRIPTION

FIG. 1 is a top, front, right perspective view of an electric terminal showing our new design;
FIG. 2 is a front elevation view thereof;
FIG. 3 is a rear elevation view thereof;
FIG. 4 is a right elevation view thereof;
FIG. 5 is a left elevation view thereof;
FIG. 6 is a top plan view thereof; and,
FIG. 7 is a bottom plan view thereof.
Broken lines formed by equal length dashes show unclaimed portions of the design. Broken lines formed of unequal length dashes (i.e., dash-dot) show boundaries between claimed and unclaimed portions of the design.

1 Claim, 5 Drawing Sheets



(56)

References Cited

U.S. PATENT DOCUMENTS

6,476,505 B2 11/2002 Nakamura
 6,483,038 B2 11/2002 Lee et al.
 6,494,723 B2* 12/2002 Yamane B60R 16/0238
 439/404
 D471,167 S 3/2003 Hitoshi et al.
 6,537,850 B1 3/2003 Corisis
 D485,536 S 1/2004 Dang et al.
 6,723,924 B2* 4/2004 Yuasa H01R 13/17
 174/50
 6,753,482 B1 6/2004 Schoenfeld et al.
 6,905,347 B2* 6/2005 Kobayashi B60R 16/0239
 439/76.2
 D540,272 S 4/2007 Higashibata
 D547,371 S 7/2007 Miller
 D601,520 S 10/2009 Yokota et al.
 D612,347 S 3/2010 Yokota et al.
 7,709,292 B2 5/2010 Sadwick et al.
 D633,054 S 2/2011 Fujihara et al.
 D633,450 S 3/2011 Fujihara et al.
 D638,809 S 5/2011 Morikawa et al.
 D638,810 S 5/2011 Morikawa et al.
 D684,547 S 6/2013 Kawachi et al.

D690,277 S 9/2013 Matsuhisa et al.
 D690,672 S 10/2013 Yoshida et al.
 D694,200 S 11/2013 Matsuhisa et al.
 D699,201 S 2/2014 Petsch
 D708,594 S 7/2014 Kirihara et al.
 D708,595 S 7/2014 Kirihara et al.
 D730,304 S 5/2015 Matsumoto et al.
 D736,213 S 8/2015 Kang et al.
 D736,216 S 8/2015 Kang et al.
 D754,083 S 4/2016 Vinciarelli et al.
 D775,092 S * 12/2016 Vinciarelli D13/182
 D775,093 S * 12/2016 Vinciarelli D13/182
 D798,249 S * 9/2017 Vinciarelli D13/182
 2006/0097374 A1 5/2006 Egawa
 2009/0004776 A1 1/2009 Ye et al.
 2014/0070381 A1 3/2014 Doi et al.
 2014/0099805 A1 4/2014 Kutchery et al.
 2014/0106621 A1 4/2014 Wu

OTHER PUBLICATIONS

Protek Devices, Package Outline, 16 Pin Drip Package, 2000, 2 pages.

* cited by examiner

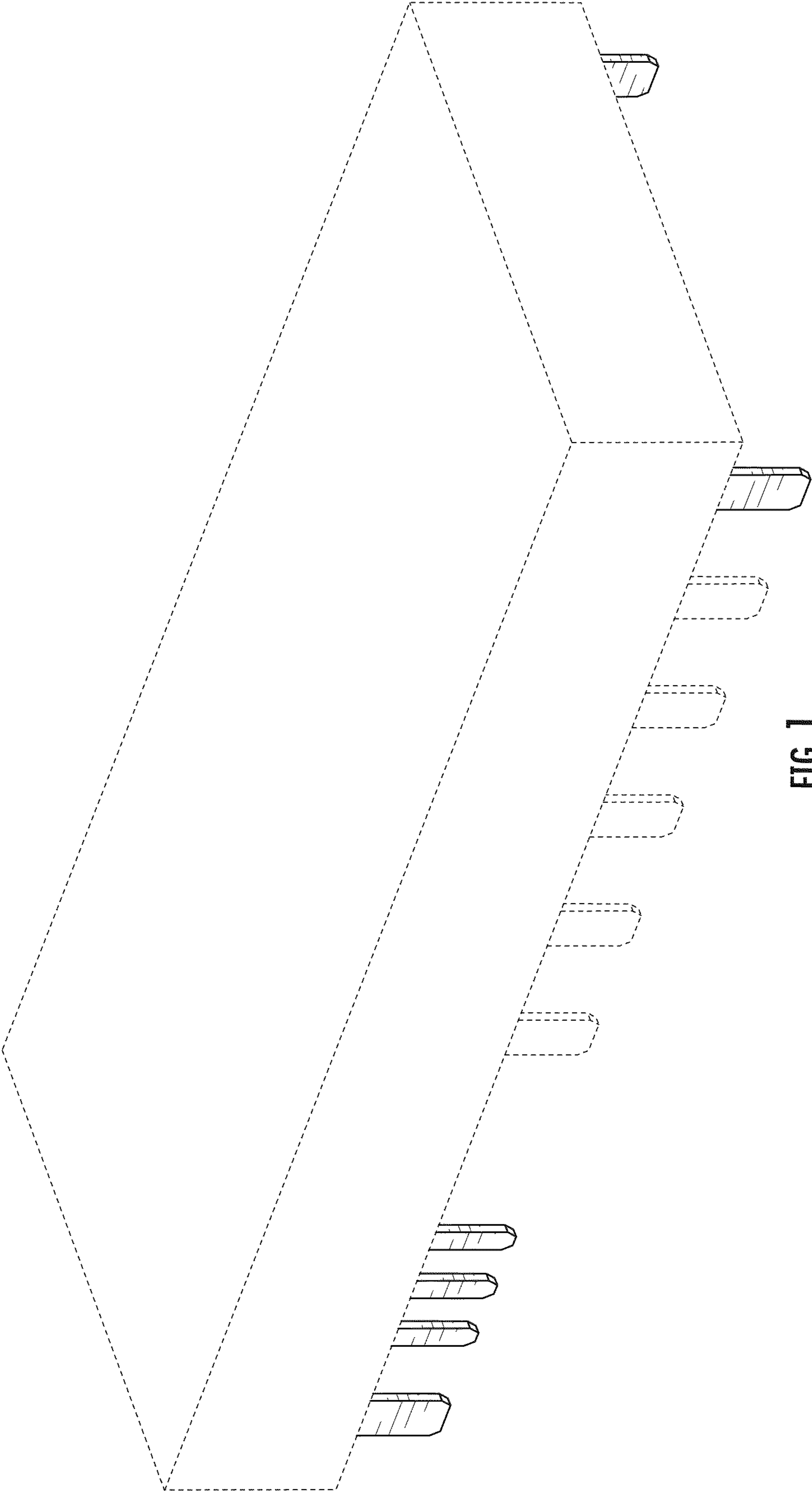


FIG. 1

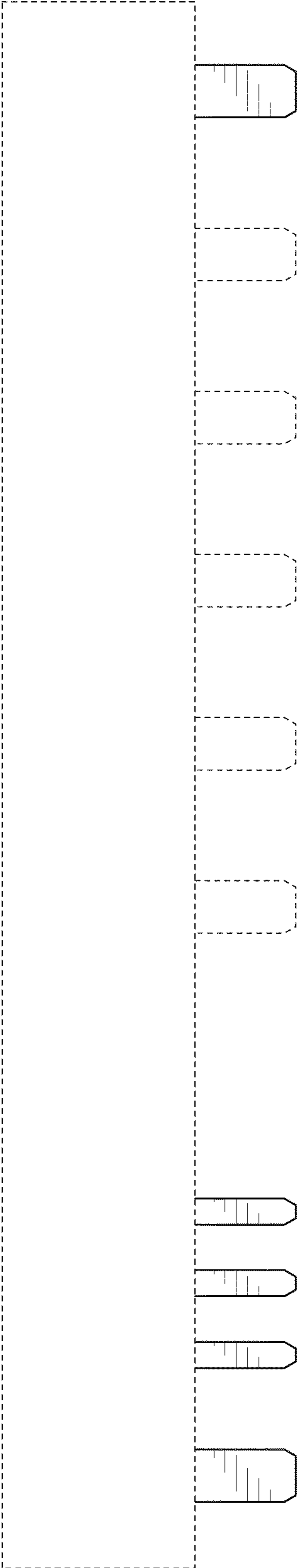


FIG. 2

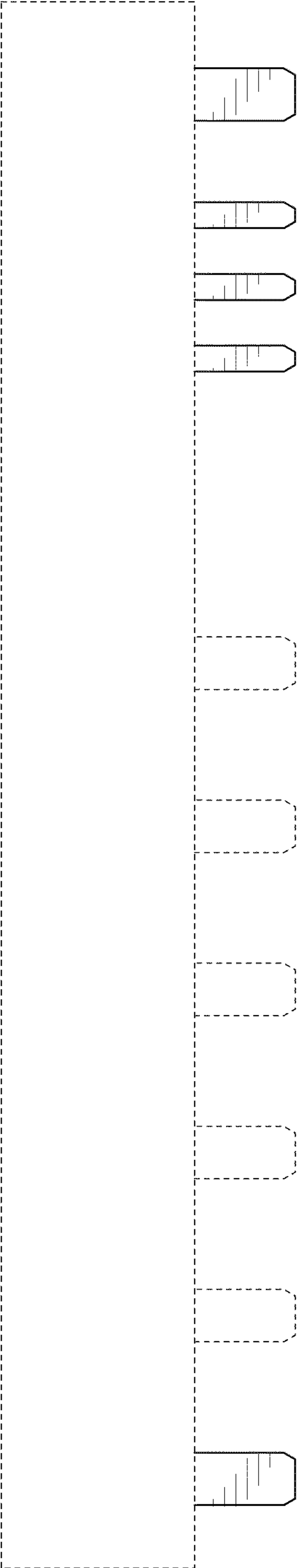


FIG. 3




FIG. 4




FIG. 5



FIG. 6

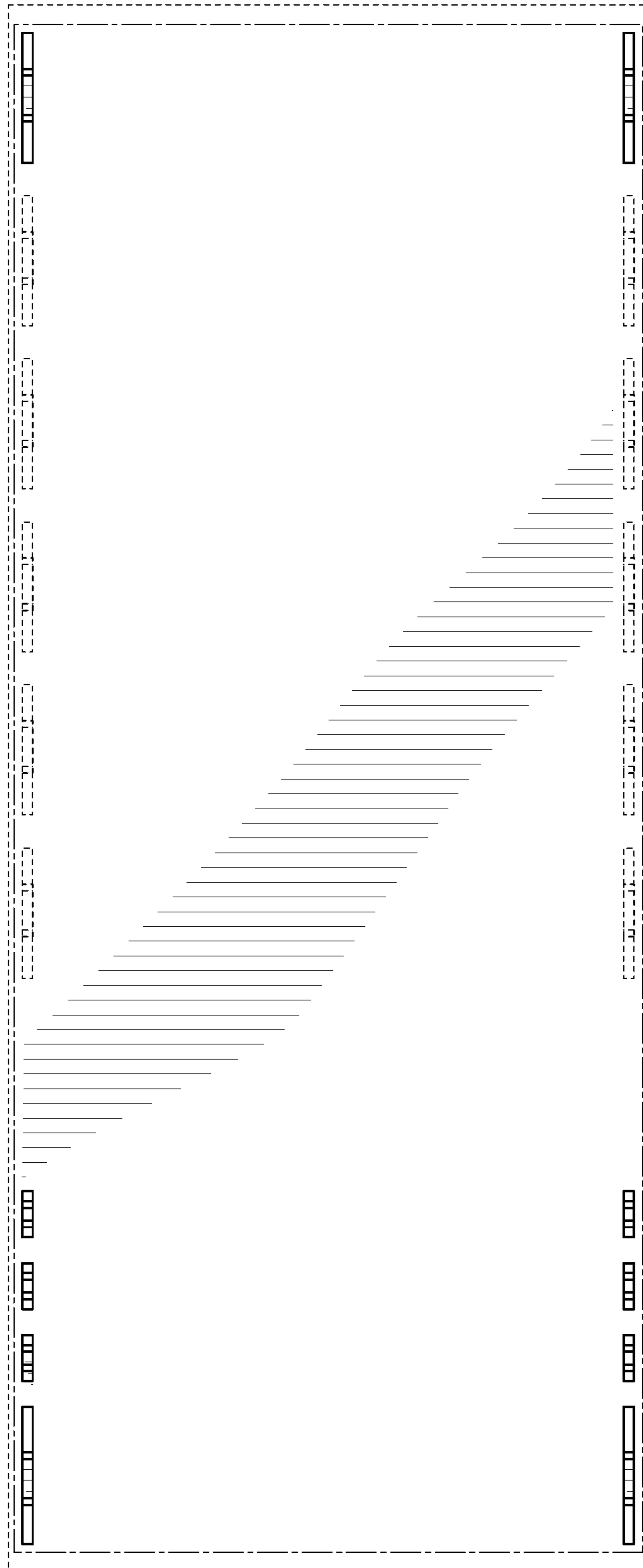


FIG. 7