



US00D877675S

(12) **United States Design Patent**  
**Khamtanh**

(10) **Patent No.:** **US D877,675 S**  
(45) **Date of Patent:** **\*\* Mar. 10, 2020**

(54) **AUTOMOBILE MAT SET**

(71) Applicant: **Higher Auto Accessories Co., Ltd.**,  
Sanmen (CN)

(72) Inventor: **Steven Khamtanh**, Sanmen (CN)

(73) Assignee: **HIGHER AUTO ACCESSORIES**  
**CO., LTD.**, Zhejiang (CN)

(\*\*) Term: **15 Years**

(21) Appl. No.: **29/676,702**

(22) Filed: **Jan. 14, 2019**

(51) **LOC (12) Cl.** ..... **12-16**

(52) **U.S. Cl.**  
USPC ..... **D12/203**

(58) **Field of Classification Search**  
USPC ..... D12/203, 221; D6/582-586, 592-594  
(Continued)

(56) **References Cited**

U.S. PATENT DOCUMENTS

D454,321 S \* 3/2002 Lu ..... D12/203  
D467,854 S \* 12/2002 Takahashi ..... D12/203

(Continued)

*Primary Examiner* — Michelle E. Wilson

*Assistant Examiner* — Clese Moore, Jr.

(74) *Attorney, Agent, or Firm* — Knobbe, Martens, Olson  
& Bear, LLP

(57) **CLAIM**

I claim the ornamental design for an automobile mat set, as  
shown and described.

**DESCRIPTION**

FIG. 1 is top perspective view of the automobile mat set;  
FIG. 2 is bottom perspective view of the automobile mat set;  
FIG. 3 is a top view of a first mat in the automobile mat set;

FIG. 4 is a bottom view of the first mat in the automobile mat  
set;

FIG. 5 is a front end view of the first mat in the automobile  
mat set;

FIG. 6 is a rear end view of the first mat in the automobile  
mat set;

FIG. 7 is a left side view of the first mat in the automobile  
mat set;

FIG. 8 is a right side view of the first mat in the automobile  
mat set;

FIG. 9 is a top view of a second mat in the automobile mat  
set;

FIG. 10 is a bottom view of the second mat in the automobile  
mat set;

FIG. 11 is a front end view of the second mat in the  
automobile mat set;

FIG. 12 is a rear end view of the second mat in the  
automobile mat set;

FIG. 13 is a left side view of the second mat in the  
automobile mat set;

FIG. 14 is a right side view of the second mat in the  
automobile mat set;

FIG. 15 is a top view of a third mat in the automobile mat  
set;

FIG. 16 is a bottom view of the third mat in the automobile  
mat set;

FIG. 17 is a front end view of the third mat in the automobile  
mat set;

FIG. 18 is a rear end view of the third mat in the automobile  
mat set;

FIG. 19 is a left side view of the third mat in the automobile  
mat set;

FIG. 20 is a right side view of the third mat in the automobile  
mat set;

FIG. 21 is a top view of a fourth mat in the automobile mat  
set;

FIG. 22 is a bottom view of the fourth mat in the automobile  
mat set;

FIG. 23 is a front end view of the fourth mat in the  
automobile mat set;

FIG. 24 is a rear end view of the fourth mat in the automobile  
mat set;

FIG. 25 is a left side view of the fourth mat in the automobile  
mat set; and,

(Continued)

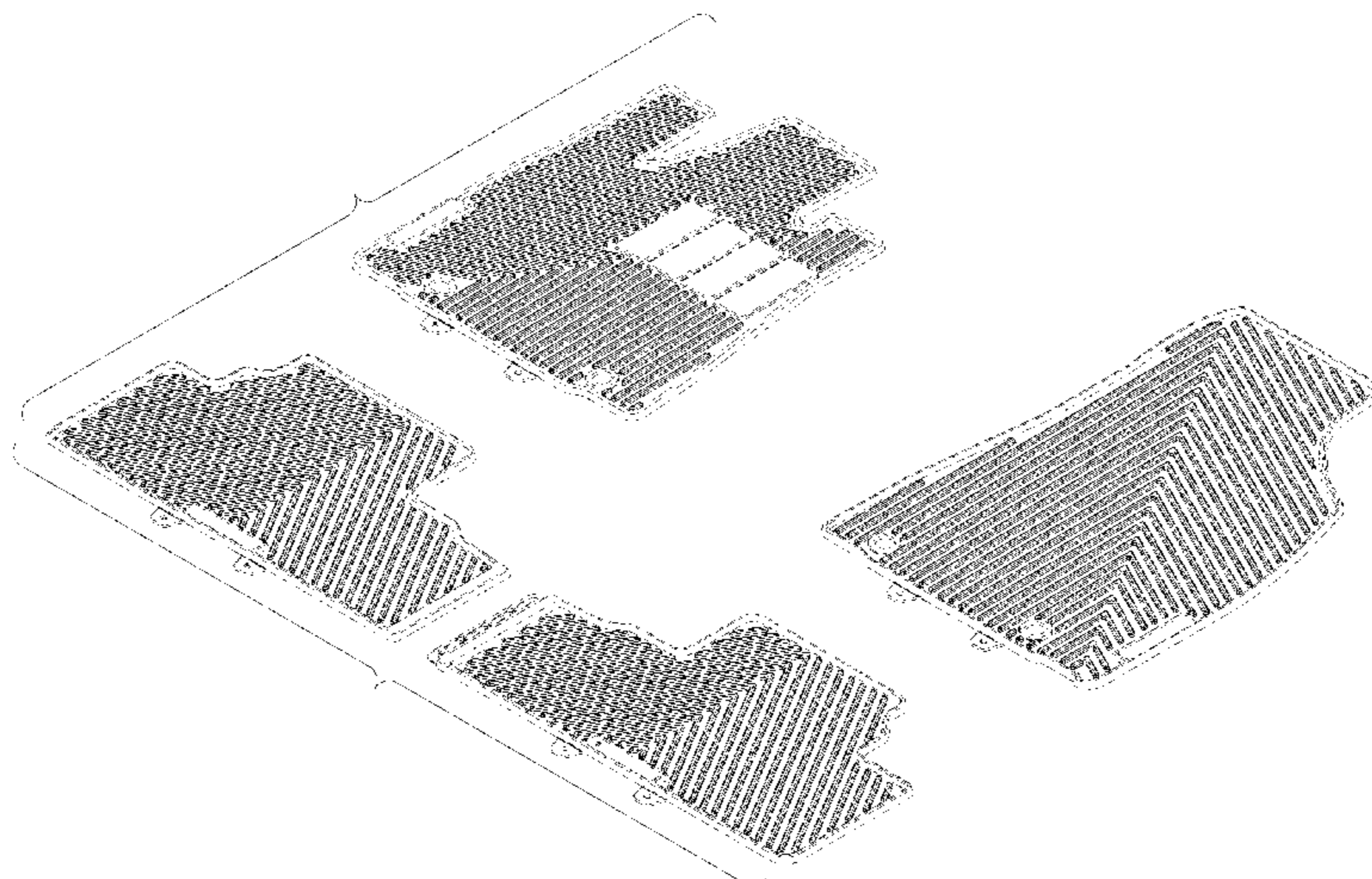


FIG. 26 is a right side view of the fourth mat in the automobile mat set.

The broken lines, where shown, illustrate features that form no part of the claimed design, including the bottom surfaces and outer peripheral edges of each of the mats.

This specification and drawings support each of the car mats individually, so that each mat can be claimed individually.

**1 Claim, 18 Drawing Sheets**

(58) **Field of Classification Search**

CPC ..... B60R 13/01; B60N 3/044; B60N 3/04  
See application file for complete search history.

(56) **References Cited**

U.S. PATENT DOCUMENTS

D468,676 S \* 1/2003 Takahashi ..... D12/203  
D485,110 S \* 1/2004 Theorin ..... D6/582  
D509,781 S \* 9/2005 Hussaini ..... D12/203  
D510,553 S \* 10/2005 Hussaini ..... D12/203  
D514,044 S \* 1/2006 Hussaini ..... D12/203  
D514,493 S 2/2006 MacNeil  
D529,852 S 10/2006 Thom

D552,428 S 10/2007 Zeiron  
7,316,847 B2 1/2008 MacNeil  
7,444,748 B2 11/2008 MacNeil  
D648,253 S \* 11/2011 Lu ..... D12/203  
8,080,302 B2 12/2011 Gifford et al.  
D673,490 S \* 1/2013 Koblenzer ..... D12/203  
8,455,078 B2 6/2013 Gifford et al.  
D703,976 S \* 5/2014 Mauro ..... D6/592  
D758,760 S \* 6/2016 Mauro ..... D12/203  
D782,382 S \* 3/2017 Jaimes ..... D12/203  
D793,317 S \* 8/2017 Alesi ..... D12/203  
D793,933 S \* 8/2017 Alesi ..... D12/203  
D793,935 S \* 8/2017 Alesi ..... D12/203  
D793,936 S \* 8/2017 Alesi ..... D12/203  
D799,392 S \* 10/2017 Lu ..... D12/203  
D800,041 S \* 10/2017 Alesi ..... D12/203  
D800,042 S \* 10/2017 Alesi ..... D12/203  
D800,043 S \* 10/2017 Alesi ..... D12/203  
D800,623 S \* 10/2017 Alesi ..... D12/203  
D800,624 S \* 10/2017 Alesi ..... D12/203  
D801,248 S \* 10/2017 Zheng ..... D12/203  
D804,386 S \* 12/2017 Tan ..... D12/203  
D820,756 S \* 6/2018 Alesi ..... D12/203  
D833,358 S \* 11/2018 Lu ..... D12/203  
D836,518 S \* 12/2018 Lu ..... D12/203  
2013/0171419 A1 \* 7/2013 Tyler ..... B60N 3/044  
428/167  
2018/0086243 A1 \* 3/2018 Johnson ..... B60N 3/046

\* cited by examiner

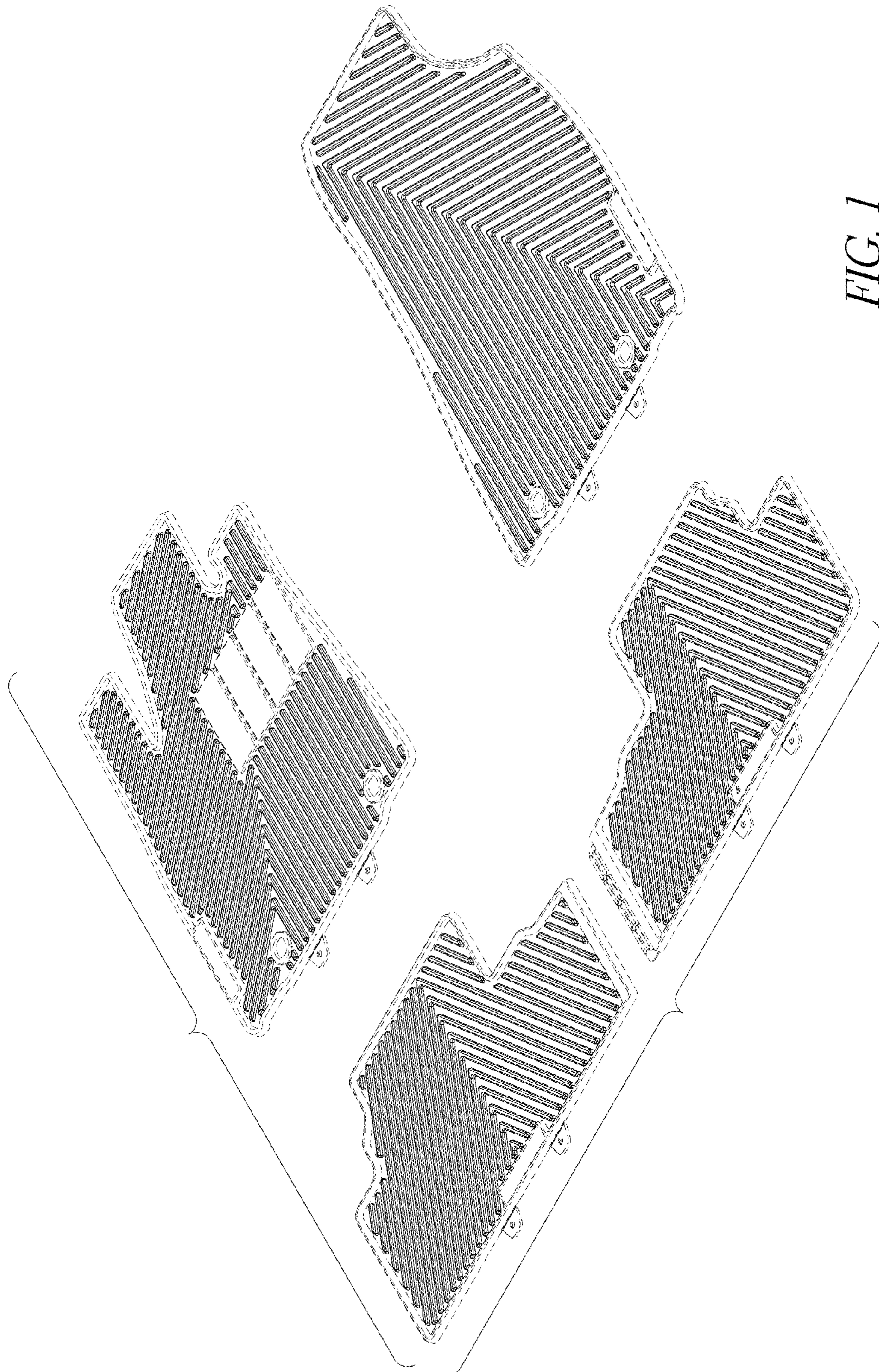


FIG. 1

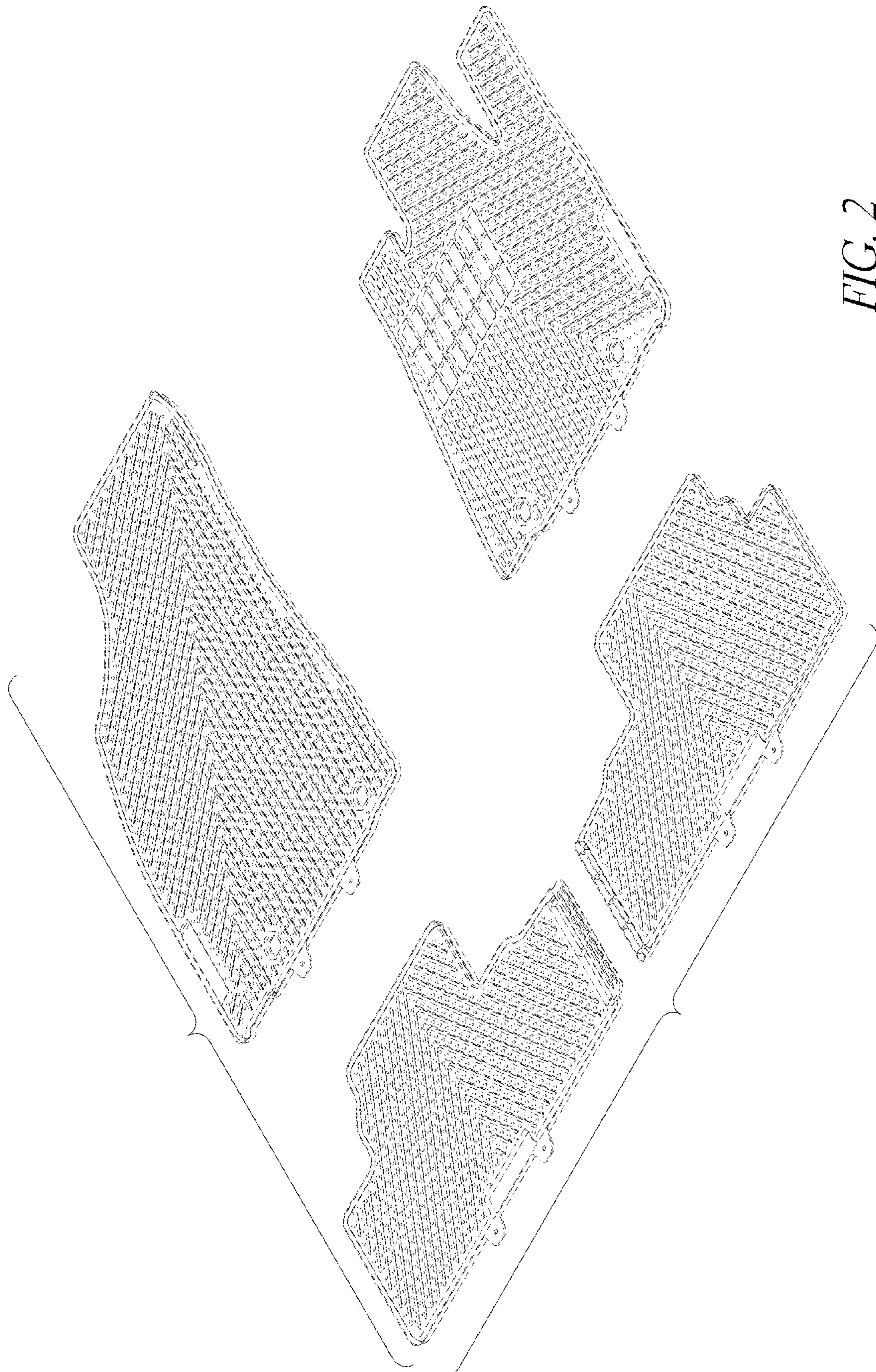
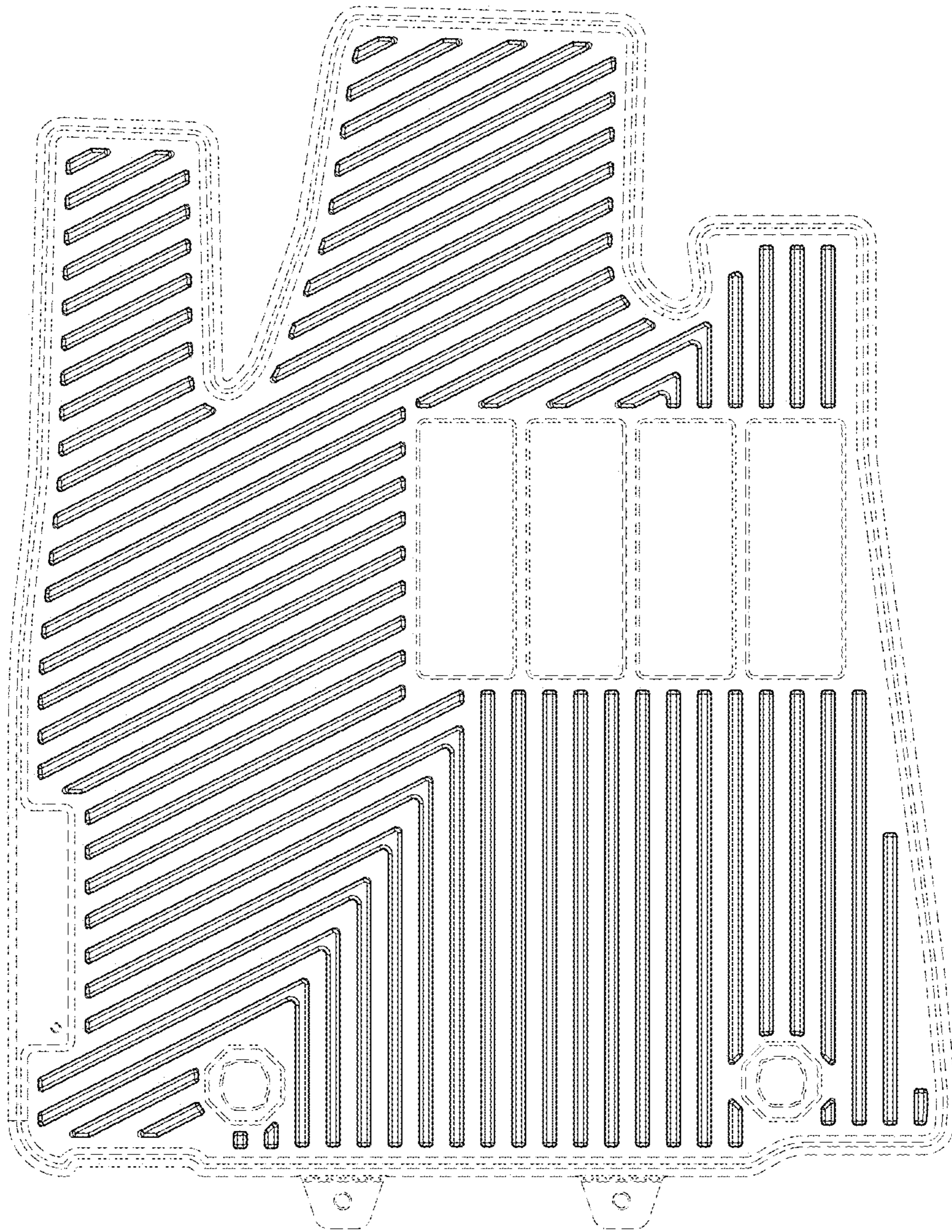


FIG. 2



*FIG. 3*






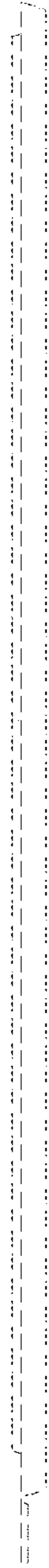
FIG. 4



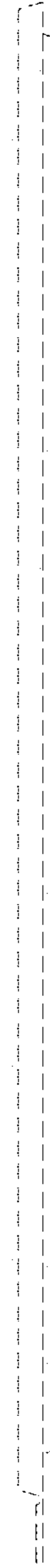
*FIG. 5*



*FIG. 6*



*FIG. 7*



*FIG. 8*



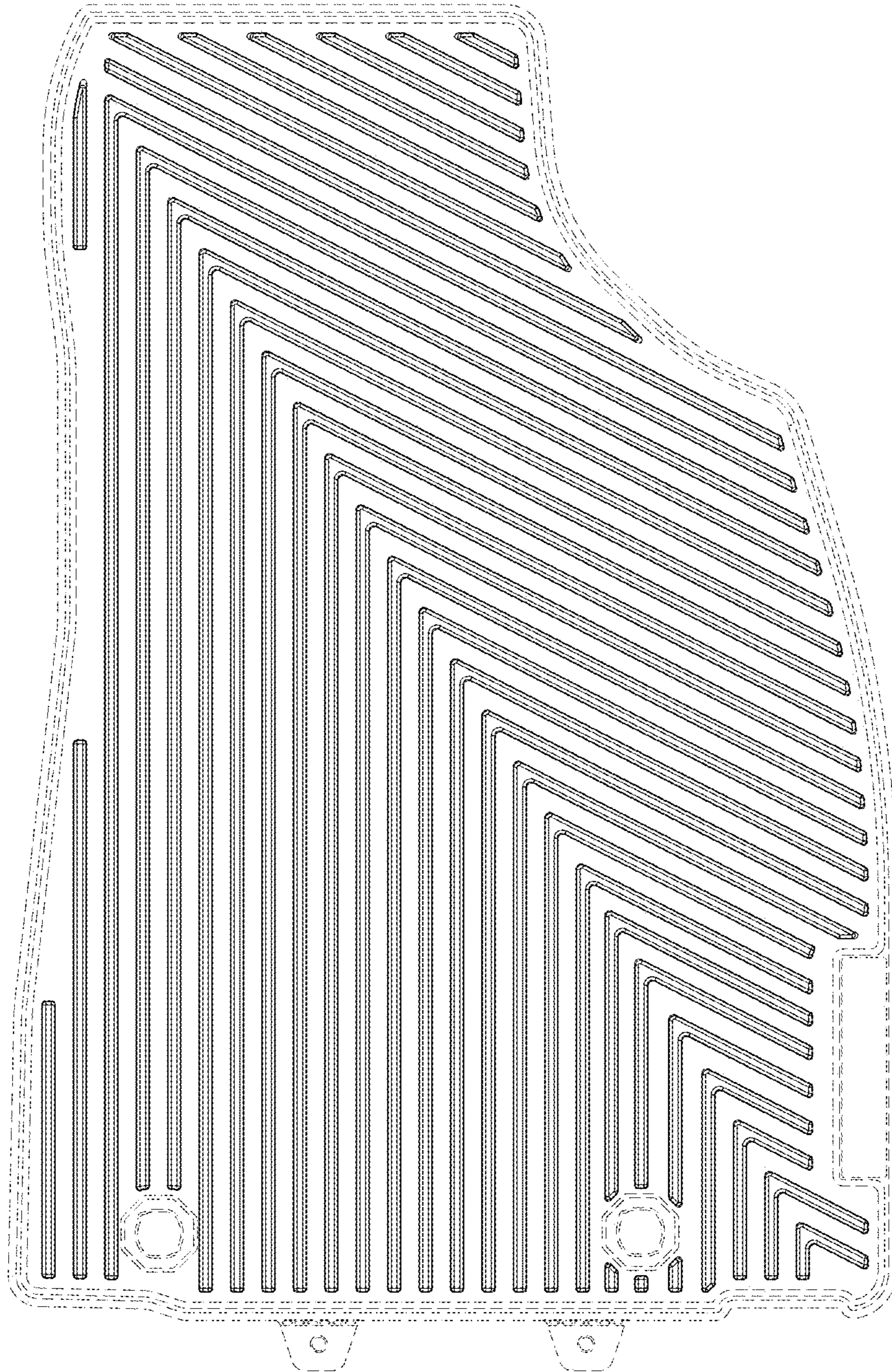

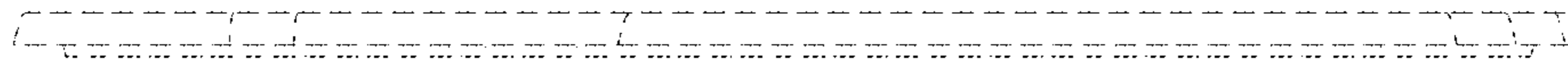



FIG. 9




*FIG. 10*




*FIG. 11*



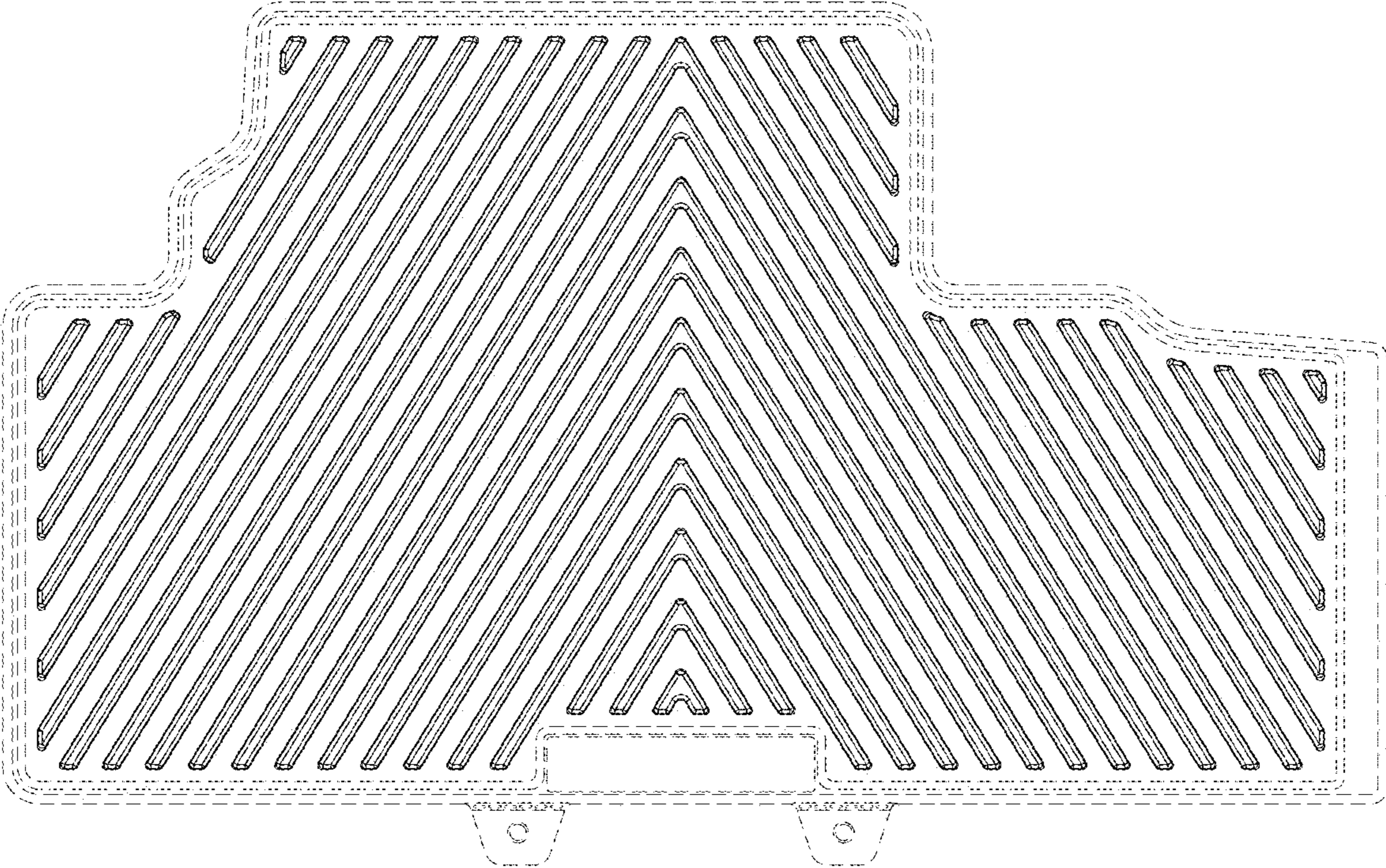
*FIG. 12*




*FIG. 13*



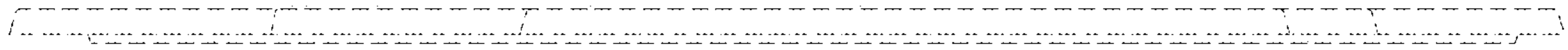
*FIG. 14*




*FIG. 15*



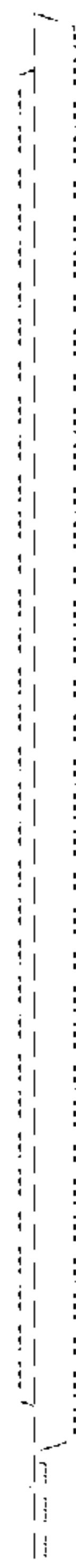
*FIG. 16*



*FIG. 17*



*FIG. 18*

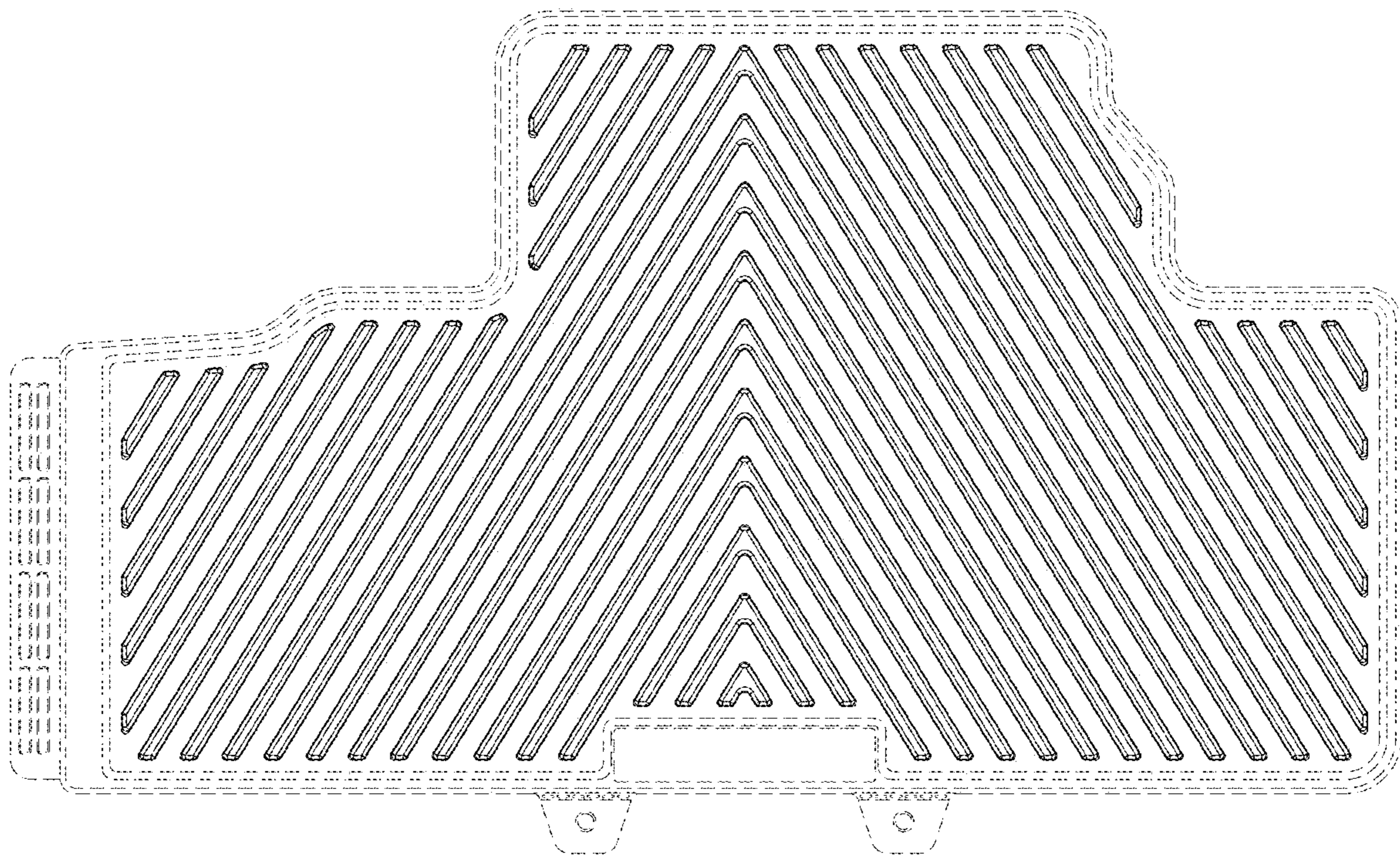


*FIG. 19*




*FIG. 20*

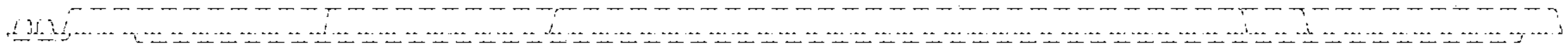





*FIG. 21*




*FIG. 22*




*FIG. 23*



*FIG. 24*



*FIG. 25*



*FIG. 26*