



US00D877666S

(12) **United States Design Patent** (10) **Patent No.:** **US D877,666 S**  
**Egan et al.** (45) **Date of Patent:** **\*\* Mar. 10, 2020**

(54) **VEHICLE GRILLE**  
(71) Applicant: **Jaguar Land Rover Limited**, Whitley, Coventry (GB)

(72) Inventors: **Robert Egan**, Coventry (GB); **Tom Buttigieg**, Coventry (GB)

(73) Assignee: **Jaguar Land Rover Limited**, Whitley, Coventry (GB)

(\*\*) Term: **15 Years**

(21) Appl. No.: **29/642,566**

(22) Filed: **Mar. 30, 2018**

(30) **Foreign Application Priority Data**

Oct. 3, 2017 (EM) ..... 004383248

(51) **LOC (12) Cl.** ..... **12-16**

(52) **U.S. Cl.**  
USPC ..... **D12/163**

(58) **Field of Classification Search**  
USPC ..... D12/163, 164, 165, 166, 167, 168, 169,  
D12/170, 171, 172, 173, 181  
CPC ..... B60K 11/08; B62L 39/16; B60R 19/50;  
B62D 25/08  
See application file for complete search history.

(56) **References Cited**

**U.S. PATENT DOCUMENTS**

- D496,890 S \* 10/2004 Metros ..... D12/163
- D668,590 S \* 10/2012 Furst ..... D12/163
- D687,751 S \* 8/2013 Futschik ..... D12/163
- D701,798 S \* 4/2014 Futschik ..... D12/164
- D759,551 S \* 6/2016 Nakahara ..... D12/163
- D769,160 S \* 10/2016 Platto ..... D12/163
- D783,465 S \* 4/2017 Choi ..... D12/163
- D789,841 S \* 6/2017 Malczewski ..... D12/163
- D790,412 S \* 6/2017 Dunford ..... D12/163

- D790,413 S \* 6/2017 Doyle ..... D12/164
- D793,918 S \* 8/2017 Kozub ..... D12/163
- D794,517 S \* 8/2017 Woolley ..... D12/163
- 2017/0137954 A1\* 5/2017 Hashimoto ..... B60K 11/08

\* cited by examiner

*Primary Examiner* — Susan Bennett Hattan

*Assistant Examiner* — Suzanne E Tisdell

(74) *Attorney, Agent, or Firm* — Wood Herron & Evans LLP

(57) **CLAIM**

The ornamental design for a vehicle grille, as shown and described.

**DESCRIPTION**

FIG. 1 is a front right perspective view of a vehicle grille according to the present invention.

FIG. 2 is a front left perspective view of the grille shown in FIG. 1.

FIG. 3 is a rear left perspective view thereof.

FIG. 4 is a rear right perspective view thereof.

FIG. 5 is a front view thereof.

FIG. 6 is a rear view thereof.

FIG. 7 is a left side view thereof.


FIG. 8 is a right side view thereof.

FIG. 9 is a top view thereof.

FIG. 10 is a bottom view thereof; and,

FIG. 11 is a front view of the grille shown in FIGS. 1-10, but with the grille mounted on a vehicle and the rest of the vehicle shown in de-emphasized and half-tone portions so as to illustrate environmental structure. These portions form no part of the claimed invention. More particularly, in FIG. 11, the inventive grille is shown within the larger broken line, and the elements shown outside the broken line form no part of the claimed invention, but are instead included to show environmental aspects thereof. The smaller broken line is intended to show environmental structure, and is not part of the design.

**1 Claim, 11 Drawing Sheets**






FIG. 1

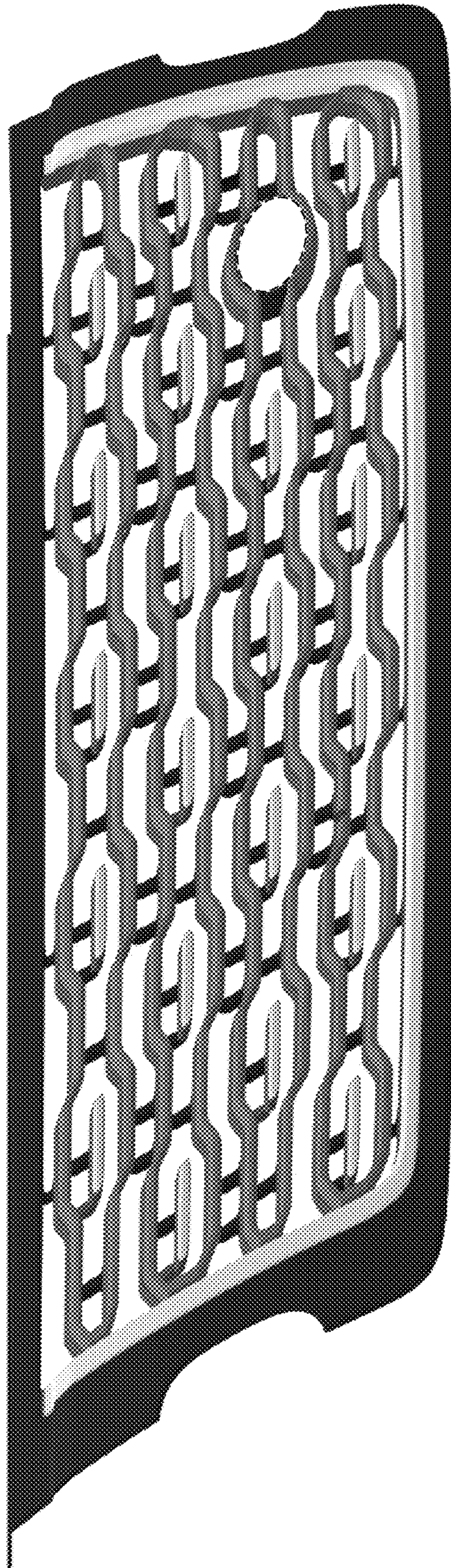


FIG. 2



FIG. 3

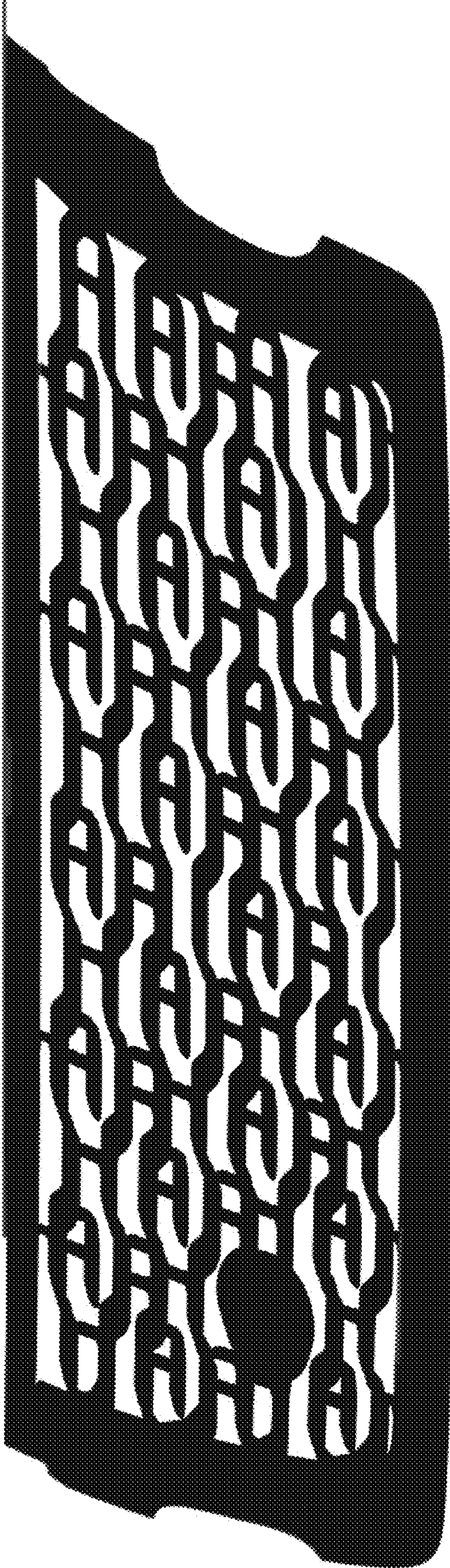


FIG. 4




FIG. 5

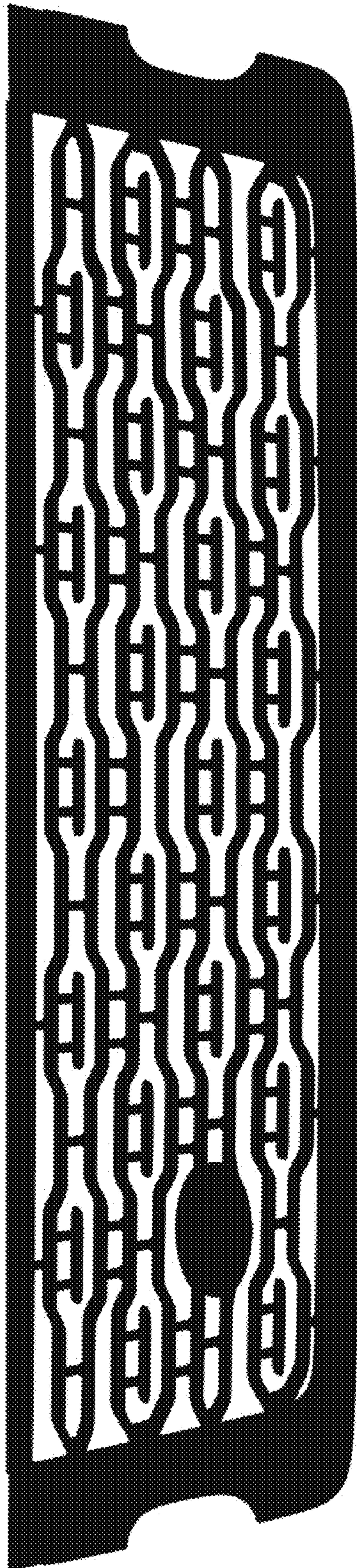


FIG. 6




FIG. 7






FIG. 8




FIG. 9




FIG. 10




FIG. 11