



US00D877661S

(12) **United States Design Patent**
Shigihara et al.

(10) **Patent No.:** **US D877,661 S**

(45) **Date of Patent:** **** Mar. 10, 2020**

(54) **MOTORCYCLE**

(71) Applicant: **HONDA MOTOR CO., LTD.**, Tokyo
(JP)

(72) Inventors: **Takashi Shigihara**, Wako (JP); **Hiroshi Nitta**, Wako (JP); **Takashi Takizawa**, Wako (JP)

(73) Assignee: **HONDA MOTOR CO., LTD.**, Tokyo
(JP)

(**) Term: **15 Years**

(21) Appl. No.: **29/671,619**

(22) Filed: **Nov. 28, 2018**

(30) **Foreign Application Priority Data**

May 31, 2018 (JP) 2018-011915

(51) **LOC (12) Cl.** **12-11**

(52) **U.S. Cl.**
USPC **D12/110**

(58) **Field of Classification Search**
USPC D12/110, 111, 117; D21/432, 538
CPC B62K 11/00; B62K 11/02; B62K 11/04;
B62K 11/10; B62K 17/00; B62K 19/00;
B62K 2202/00

See application file for complete search history.

(56) **References Cited**

U.S. PATENT DOCUMENTS

D519,884 S *	5/2006	Heinrich	D12/110
D566,010 S *	4/2008	Hohdorf	D12/110
D582,316 S *	12/2008	Stenegard	D12/110
D591,205 S *	4/2009	Heinrich	D12/110
D597,449 S *	8/2009	Nagao	D12/110
D601,458 S *	10/2009	Nagao	D12/110
D605,089 S *	12/2009	Tanaka	D12/110
D636,708 S *	4/2011	Katagiri	D12/110
D638,756 S *	5/2011	Kouchi	D12/110

D651,138 S *	12/2011	Lai	D12/110
D652,769 S *	1/2012	Kudo	D12/110
D669,821 S *	10/2012	Nishihara	D12/110
D688,983 S *	9/2013	Shibuta	D12/110
D689,406 S *	9/2013	Yasuhara	D12/110
D695,153 S *	12/2013	Buckan	D12/110
D695,154 S *	12/2013	Buckan	D12/110

(Continued)

FOREIGN PATENT DOCUMENTS

KR 30-0871560 S 9/2016

OTHER PUBLICATIONS

Chinese Office Action, dated Mar. 6, 2019, for Chinese Application No. 201830678104.7.

Primary Examiner — Darlington Ly

(74) *Attorney, Agent, or Firm* — Birch, Stewart, Kolasch & Birch, LLP


(57) **CLAIM**

The ornamental design for a motorcycle, as shown and described.

DESCRIPTION

FIG. 1 is a front and right side perspective view of a motorcycle showing our new design;
FIG. 2 is a rear and left side perspective view thereof;
FIG. 3 is a right side elevation view thereof;
FIG. 4 is a left side elevation view thereof;
FIG. 5 is a front elevation view thereof;
FIG. 6 is a rear elevation view thereof;
FIG. 7 is a top plan view thereof;
FIG. 8 is a bottom plan view thereof;
FIG. 9 is a front and left side perspective view thereof; and,
FIG. 10 is a rear and right side perspective view thereof.
The broken lines in the drawings illustrate portions of the motorcycle that form no part of the claimed design.

1 Claim, 10 Drawing Sheets



(56)

References Cited

U.S. PATENT DOCUMENTS

8,827,024	B1 *	9/2014	Sumi	B62K 25/02 180/227
D723,429	S *	3/2015	Hohdorf	D12/110
D735,085	S *	7/2015	Buckan	D12/110
D736,677	S *	8/2015	Imura	D12/110
D805,439	S *	12/2017	Hohdorf	D12/110
2012/0318598	A1 *	12/2012	Fujiyama	B60K 5/12 180/219
2015/0101875	A1 *	4/2015	Inayama	B60K 13/02 180/225

* cited by examiner




FIG. 1

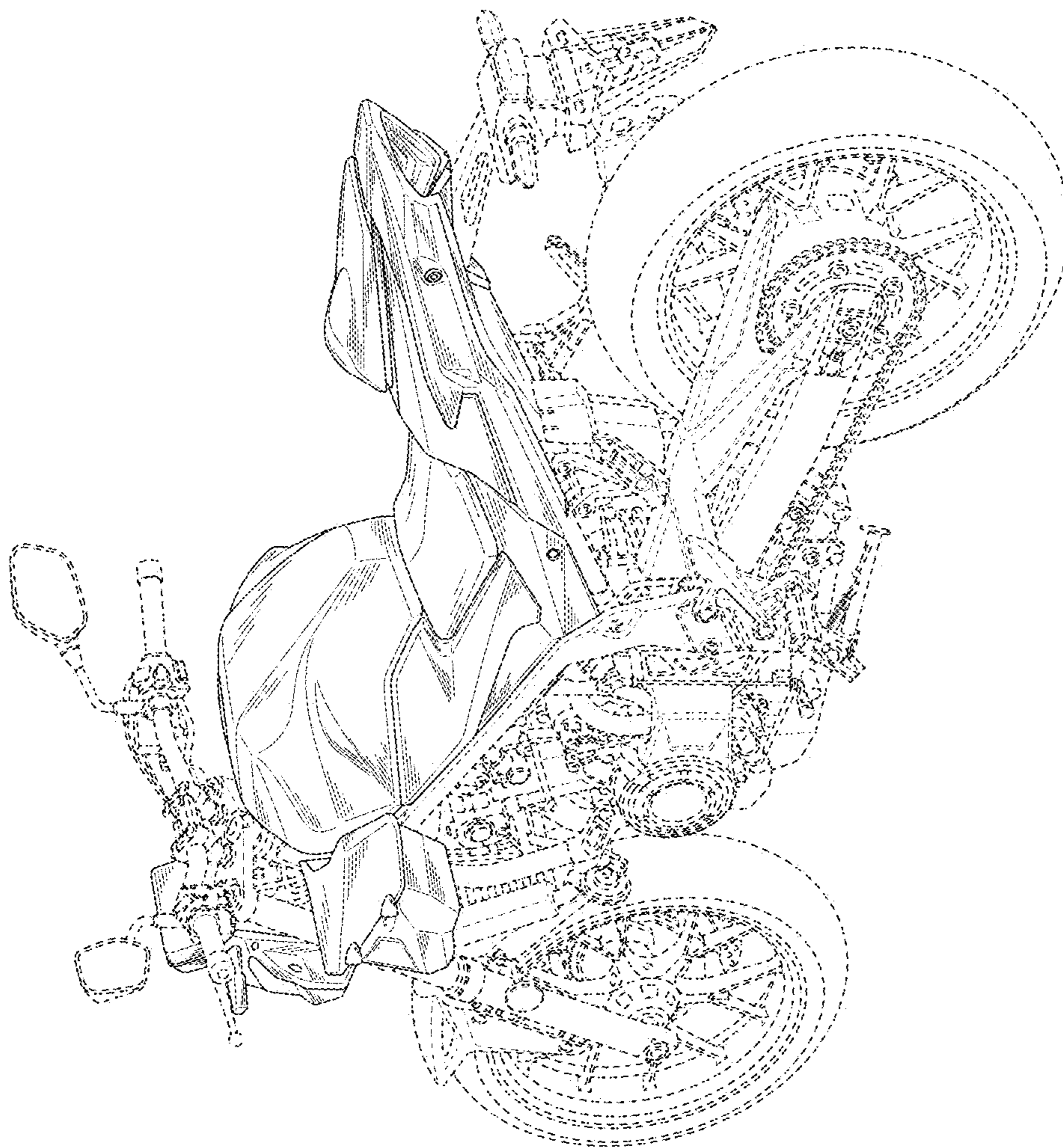


FIG. 2




FIG. 3

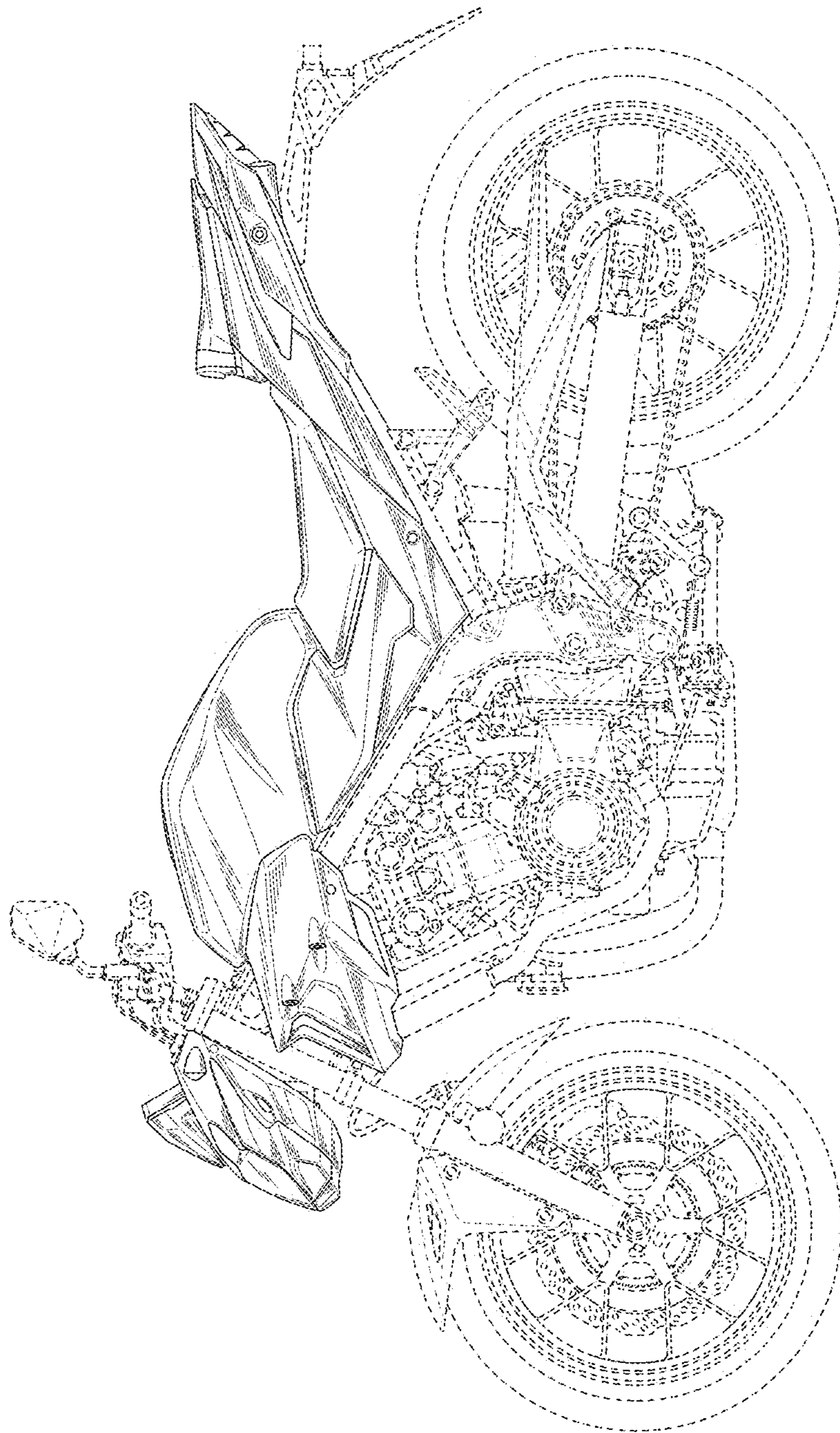


FIG. 4

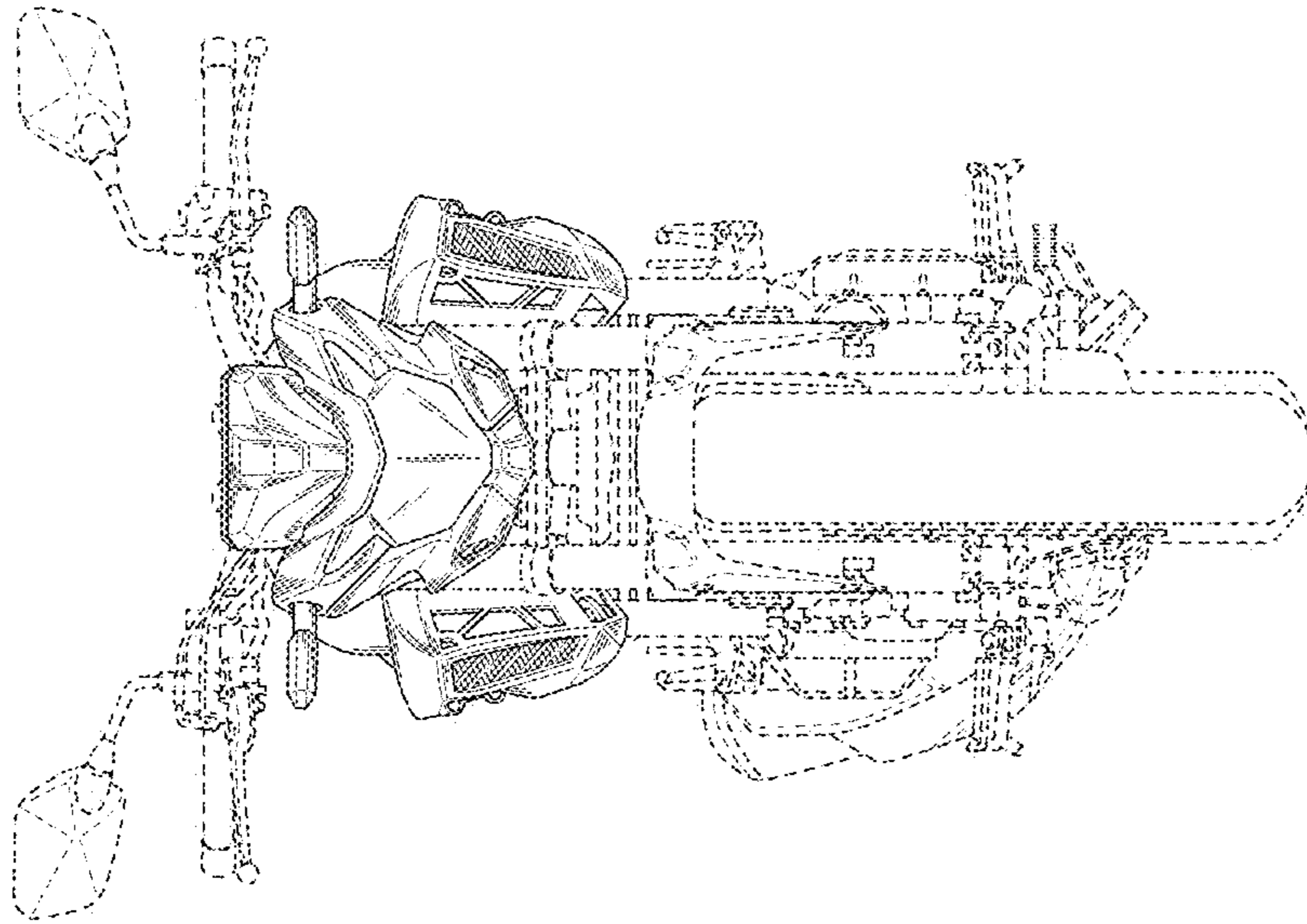


FIG. 5

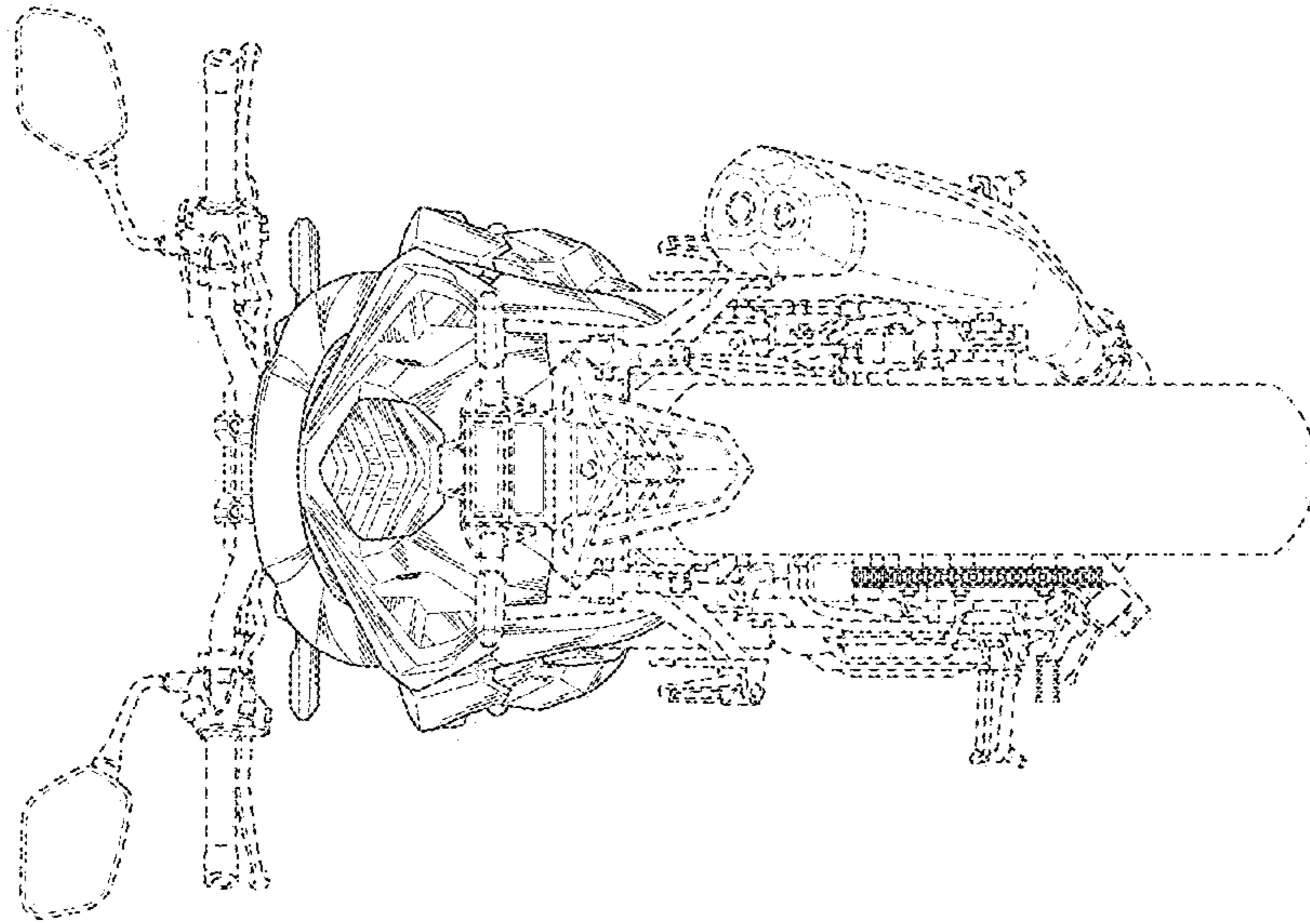


FIG. 6

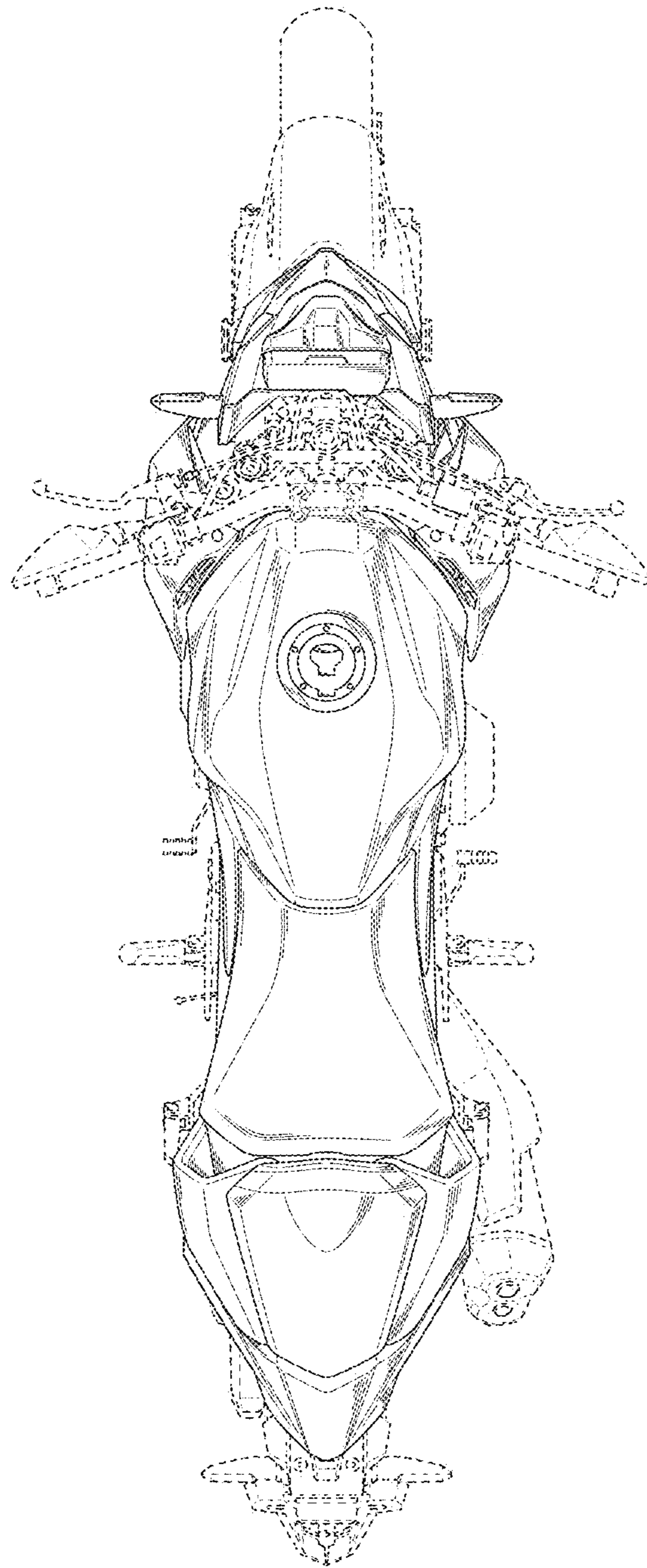


FIG. 7

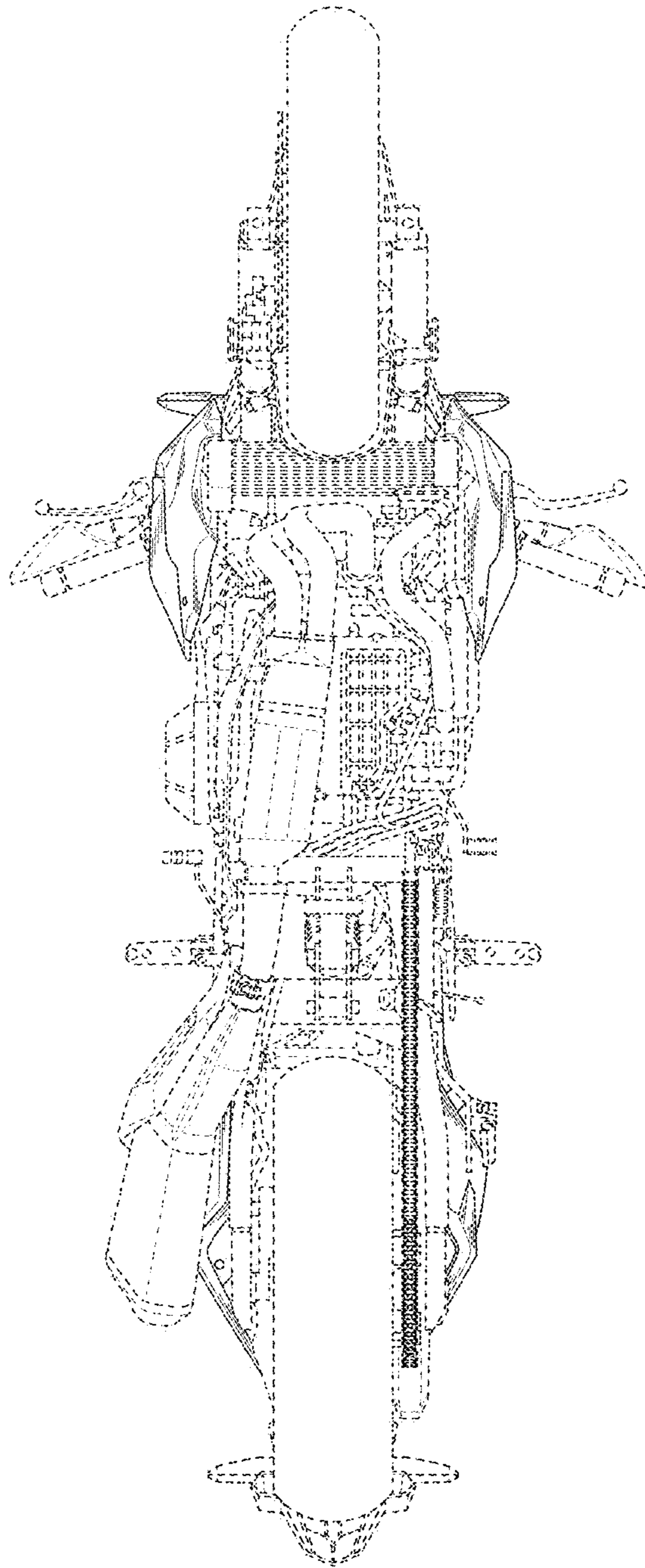


FIG. 8

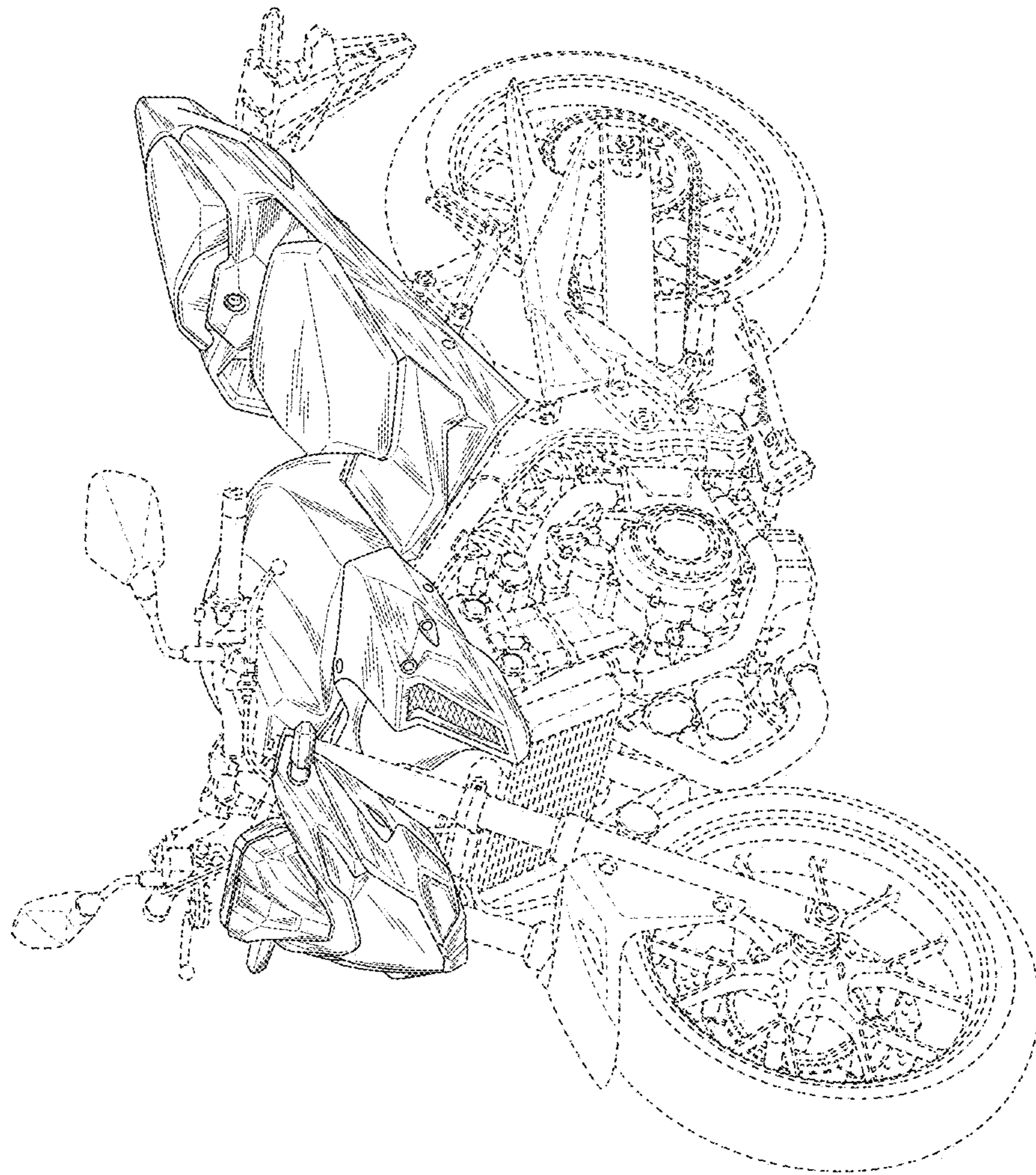


FIG. 9




FIG. 10