



US00D877659S

(12) **United States Design Patent**
Sjoholm

(10) **Patent No.:** **US D877,659 S**

(45) **Date of Patent:** **** Mar. 10, 2020**

(54) **VEHICLE**

(71) Applicant: **Einride AB**, Stockholm (SE)

(72) Inventor: **Daniel Sjoholm**, Hoor (SE)

(73) Assignee: **EINRIDE AB**, Stockholm (SE)

(**) Term: **15 Years**

(21) Appl. No.: **29/621,033**

(22) Filed: **Oct. 4, 2017**

(30) **Foreign Application Priority Data**

Apr. 6, 2017 (EM) 003844745-0001
Apr. 6, 2017 (EM) 003844745-0002
Apr. 6, 2017 (EM) 003844745-0003
Apr. 6, 2017 (EM) 003844745-0004

(51) **LOC (12) Cl.** **12-16**

(52) **U.S. Cl.**
USPC **D12/93**

(58) **Field of Classification Search**
USPC D12/166, 167, 169, 171, 172, 181, 183,
D12/190, 196, 216
CPC B60R 1/06; B62D 25/10; B62D 25/16;
B62D 25/168
See application file for complete search history.

(56) **References Cited**

U.S. PATENT DOCUMENTS

4,500,063 A * 2/1985 Schmidt B60R 1/06
248/314
D319,996 S * 9/1991 Thompson D12/100
D343,819 S * 2/1994 Meryman D12/181
D384,317 S * 9/1997 Jahnke D12/181
D414,150 S * 9/1999 Sutton D12/181
6,286,964 B1 * 9/2001 Litmer B60R 1/06
150/154
D504,850 S * 5/2005 Gunter D12/169

D532,352 S * 11/2006 Angelo D12/184
D532,727 S * 11/2006 Schiavone D12/169
7,195,307 B2 * 3/2007 Tucker B62D 25/10
16/225
7,207,172 B2 * 4/2007 Willix B62D 25/10
60/274
7,240,753 B2 * 7/2007 Ellerman B62D 25/16
180/69.2
D557,191 S * 12/2007 Curtis, Jr. D12/196
D560,582 S * 1/2008 Simons D12/196
D575,694 S * 8/2008 Opfer D12/169
D575,696 S * 8/2008 Gale D12/169
D617,242 S * 6/2010 Lackore D12/190
D627,687 S * 11/2010 Lewis D12/12
D654,417 S * 2/2012 Peltola D12/196
8,226,158 B1 * 7/2012 Jackson B62D 25/168
280/160
D666,541 S * 9/2012 Stimel, Jr. D12/181
D673,489 S * 1/2013 Hanson D12/196

(Continued)

Primary Examiner — Susan Bennett Hattan

Assistant Examiner — Suzanne E Tisdell

(74) *Attorney, Agent, or Firm* — Harness, Dickey &
Pierce, P.L.C.


(57) **CLAIM**

The ornamental design for a vehicle, as shown and described.

DESCRIPTION

FIG. 1 is a perspective view of a vehicle;
FIG. 2 is a front plan view thereof;
FIG. 3 is a right side elevational view thereof;
FIG. 4 is a left side elevational view thereof;
FIG. 5 is a top plan view thereof;
FIG. 6 is a rear elevational view thereof; and,
FIG. 7 is a bottom plan view thereof.
The broken lines in the drawings act as boundaries of the claimed design. Neither the broken lines nor the area contained within form part of the claimed design.

1 Claim, 4 Drawing Sheets



(56)

References Cited

U.S. PATENT DOCUMENTS

D677,196 S * 3/2013 Salaverry D12/181
8,469,443 B2 * 6/2013 Case B60J 9/02
296/190.11
D707,608 S * 6/2014 Smith D12/181
D709,421 S * 7/2014 Conway D12/196
D709,424 S * 7/2014 Conway D12/196
D709,425 S * 7/2014 Conway D12/196
8,800,703 B2 * 8/2014 Miller B62D 25/10
180/69.2
8,905,445 B2 * 12/2014 Critchley B60R 19/18
293/102
9,221,398 B1 * 12/2015 Englander B60R 1/078
9,233,722 B1 * 1/2016 Bixby B60R 3/02
9,308,944 B2 * 4/2016 Hanson B62D 25/182
D760,126 S * 6/2016 Doyle D12/169
D770,350 S * 11/2016 Lindsey D12/196
D780,081 S * 2/2017 Lee D12/184
D782,381 S * 3/2017 Conway D12/196
D785,521 S * 5/2017 Smith D12/181
9,643,658 B2 * 5/2017 Jaynes B62D 25/168
D789,856 S * 6/2017 Wolff D12/196
D805,981 S * 12/2017 Conway D12/196
D812,535 S * 3/2018 Milton D12/181
D826,816 S * 8/2018 Lokers D12/196

* cited by examiner

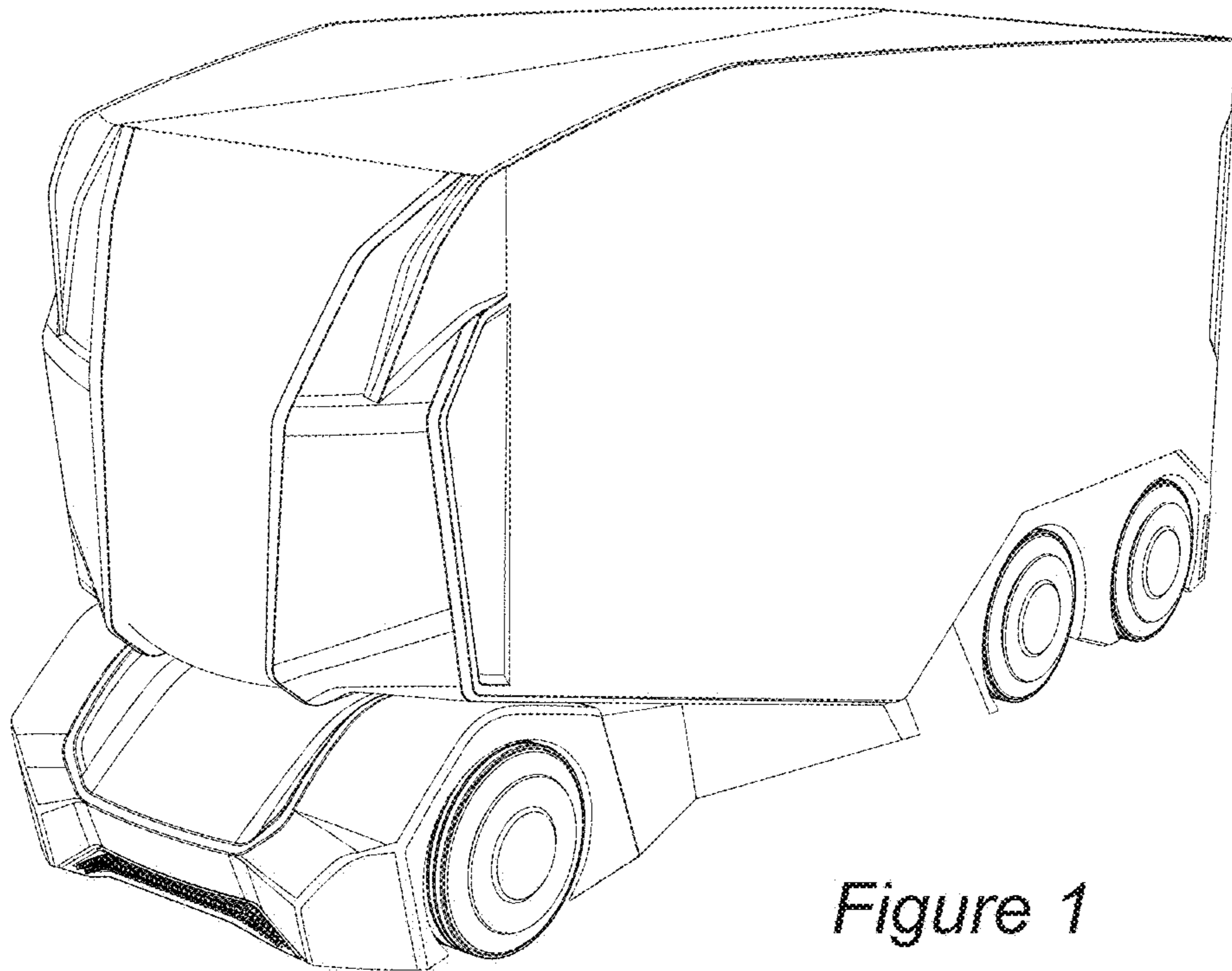


Figure 1

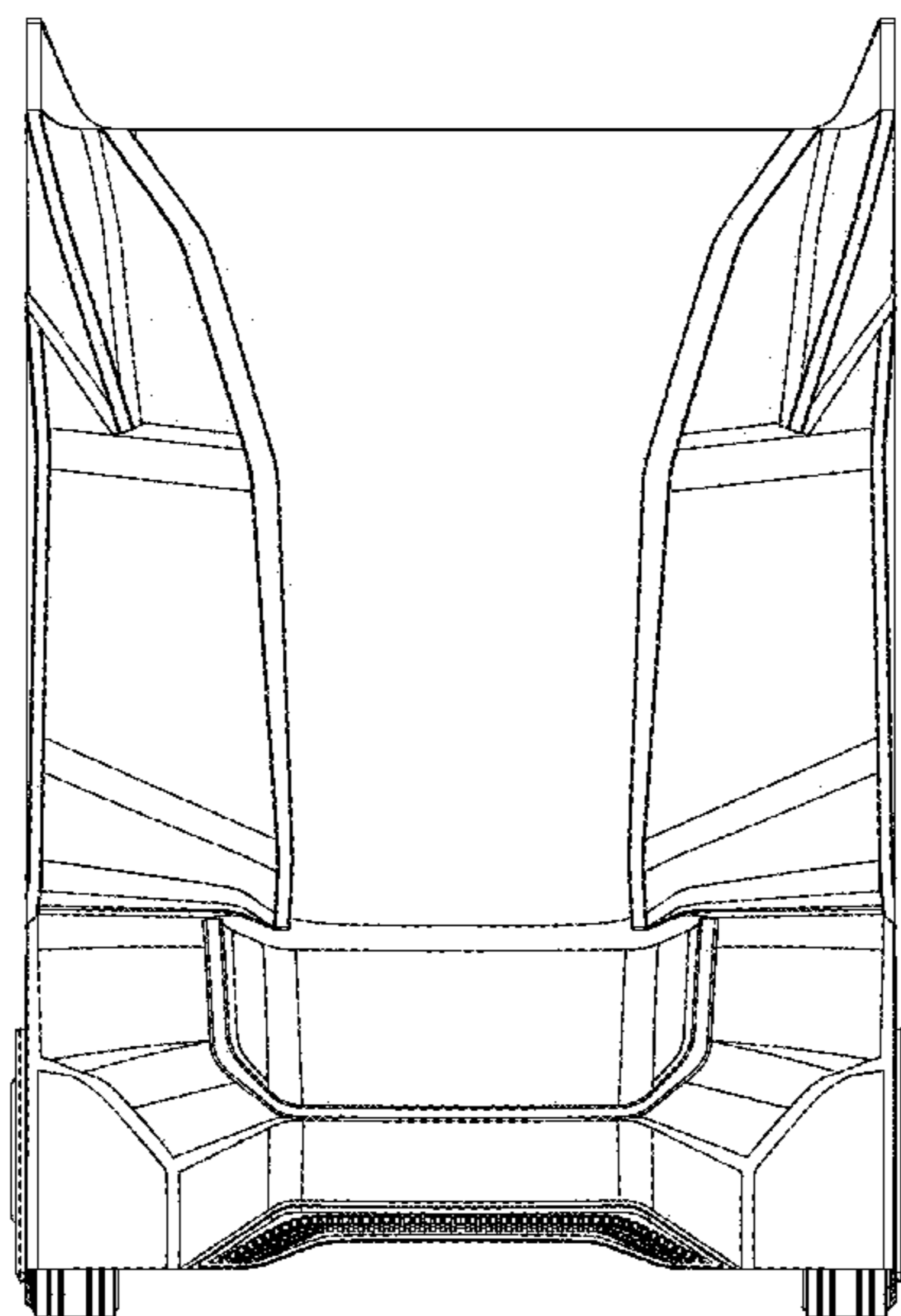


Figure 2




Figure 3

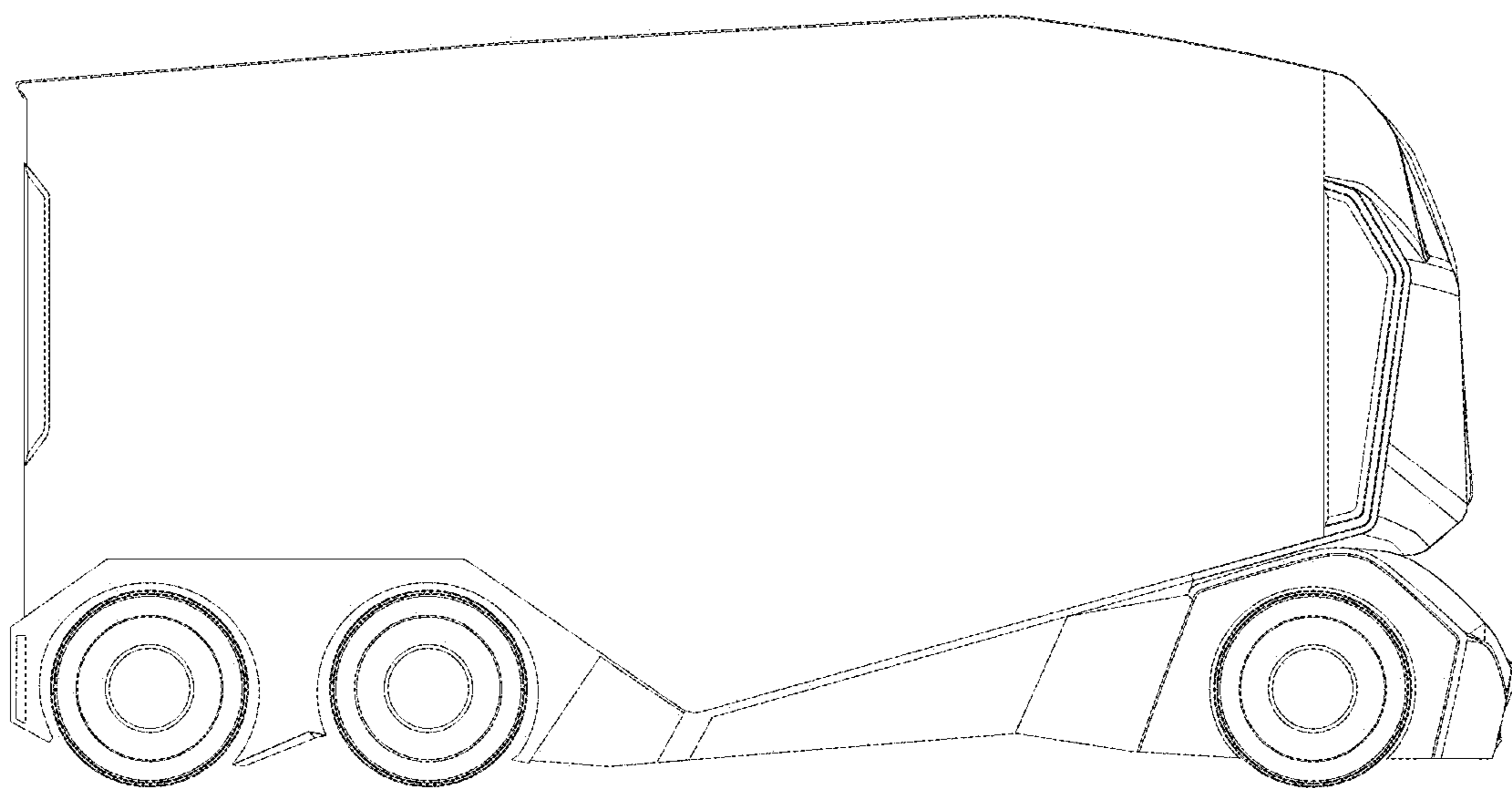


Figure 4

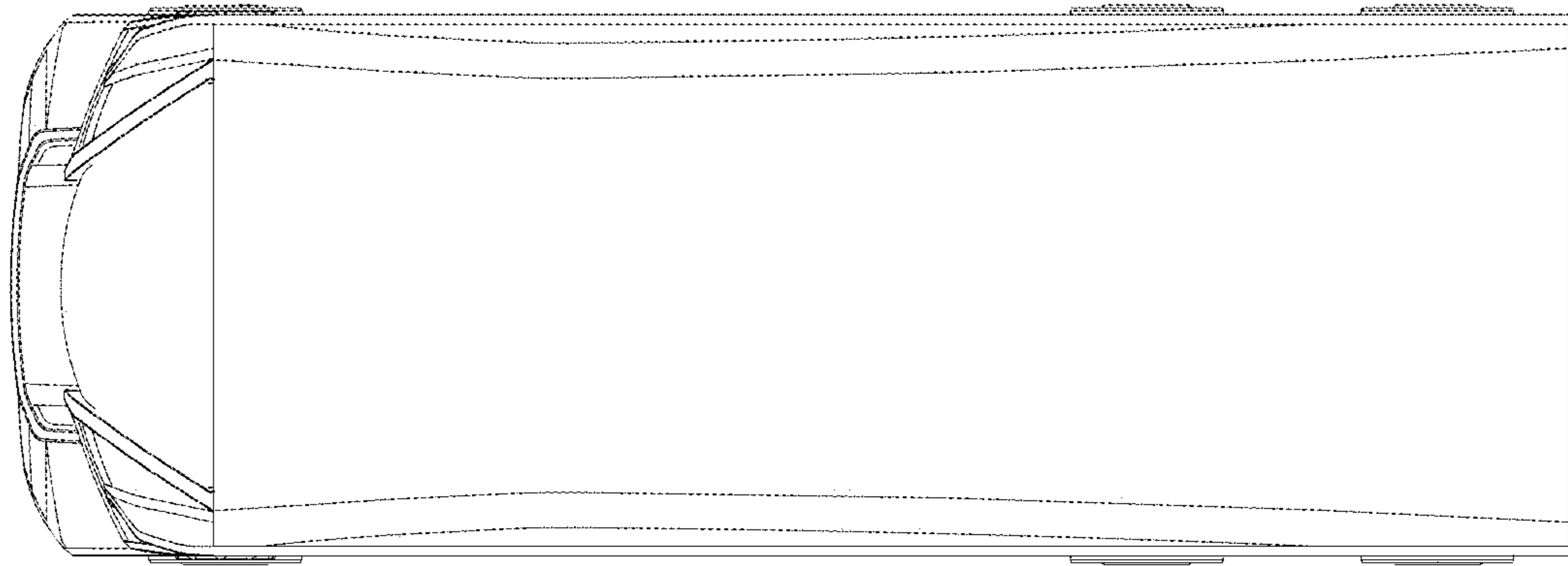


Figure 5

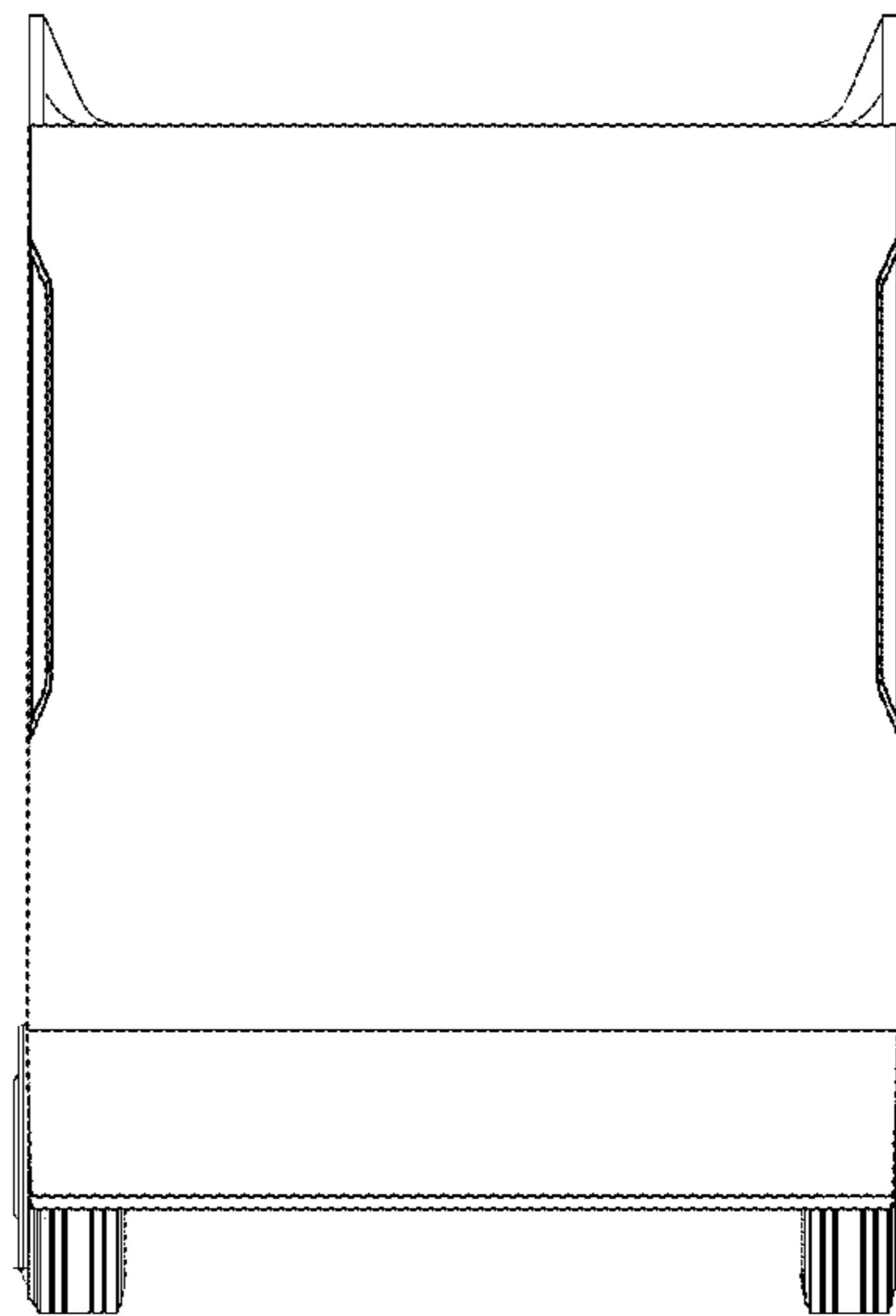


Figure 6

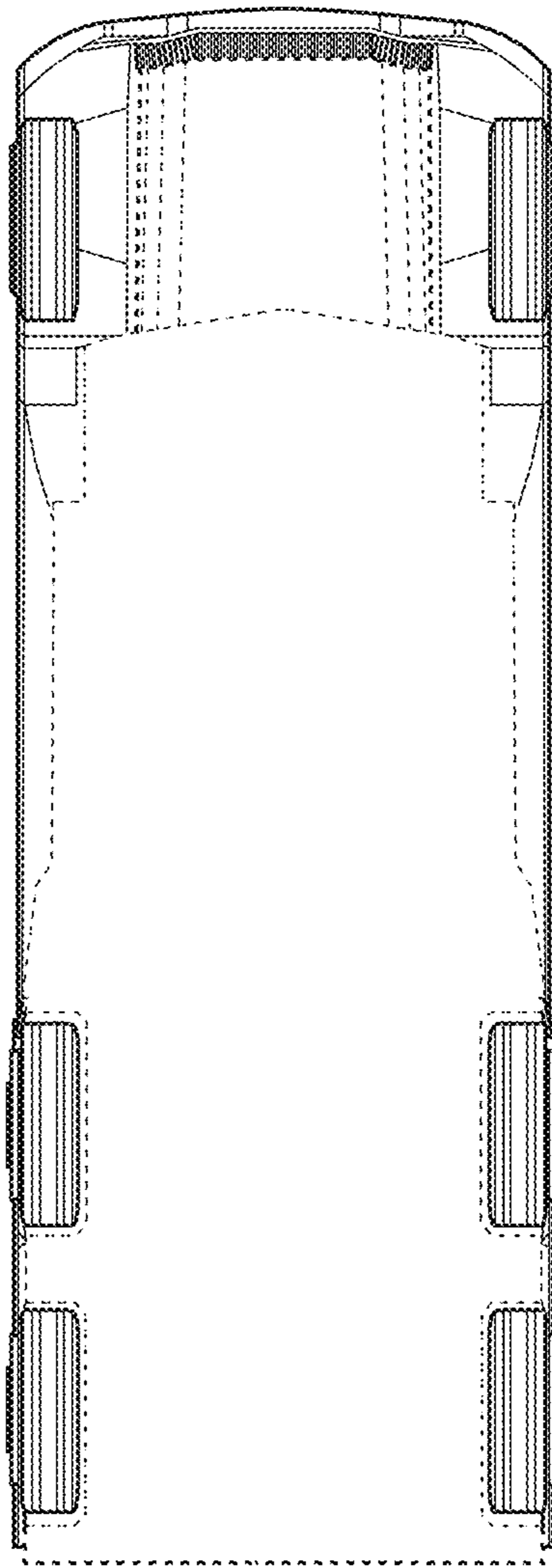


FIG. 7