



US00D877648S

(12) **United States Design Patent**  
**Kuipers**

(10) **Patent No.:** **US D877,648 S**

(45) **Date of Patent:** **\*\* Mar. 10, 2020**

(54) **AGLET FOR CLOTHING AND BRACELETS**

(71) Applicant: **Jason Kuipers**, Calabasas, CA (US)

(72) Inventor: **Jason Kuipers**, Calabasas, CA (US)

(\*\*) Term: **15 Years**

(21) Appl. No.: **29/634,749**

(22) Filed: **Jan. 24, 2018**

(51) **LOC (12) Cl.** ..... **11-01**

(52) **U.S. Cl.**  
USPC ..... **D11/94; D11/200**

(58) **Field of Classification Search**  
USPC .... D11/1–25, 40, 41, 43–46, 48, 69, 77, 78,  
D11/79, 80, 81, 86, 87, 93, 94, 97, 98,  
D11/200, 201, 203, 208, 209, 211, 218,  
D11/219  
CPC .. A44C 5/00; A44C 5/02; A44C 5/025; A44C  
5/027; A44C 5/0007; A44C 5/0053; A44C  
5/0076; A44C 5/2028; A44C 5/2052;  
A44C 5/2066; A44C 5/2085; A44C  
5/102; A44C 5/105; A44C 5/12; A44C  
5/14; A44C 5/18; A44C 5/20; A44C  
17/02; A44C 17/0216; A44C 17/0258;  
A44C 17/0266

See application file for complete search history.

(56) **References Cited**

**U.S. PATENT DOCUMENTS**

D148,008 S \* 12/1947 Chernow ..... D11/87  
3,585,744 A \* 6/1971 Arnone ..... A44C 5/0015  
40/633  
D361,362 S \* 8/1995 Hoard ..... D11/212  
6,598,271 B2 \* 7/2003 Nire ..... A41F 1/002  
24/265 WS

D562,371 S \* 2/2008 Erickson ..... D11/216  
D622,128 S \* 8/2010 Laurenza ..... D11/87  
D625,643 S \* 10/2010 Desser ..... D11/87  
D642,954 S \* 8/2011 Humphries ..... D11/87  
D673,874 S \* 1/2013 Long ..... D11/1  
D755,074 S \* 5/2016 Akana ..... D11/94  
D816,540 S \* 5/2018 Grunewald ..... D11/87  
D826,776 S \* 8/2018 Grunewald ..... D11/216  
D842,755 S \* 3/2019 Torrez ..... D11/87

**OTHER PUBLICATIONS**

Trapezium Imperial (reviewed online Aug. 2, 2017) Retrieved from the internet Oct. 21, 2019 from URL: <https://zox.la/products/trapezium-imperial-1#shopify-product-reviews>.\*

\* cited by examiner

*Primary Examiner* — Kevin K Rudzinski

*Assistant Examiner* — Richard Kearney

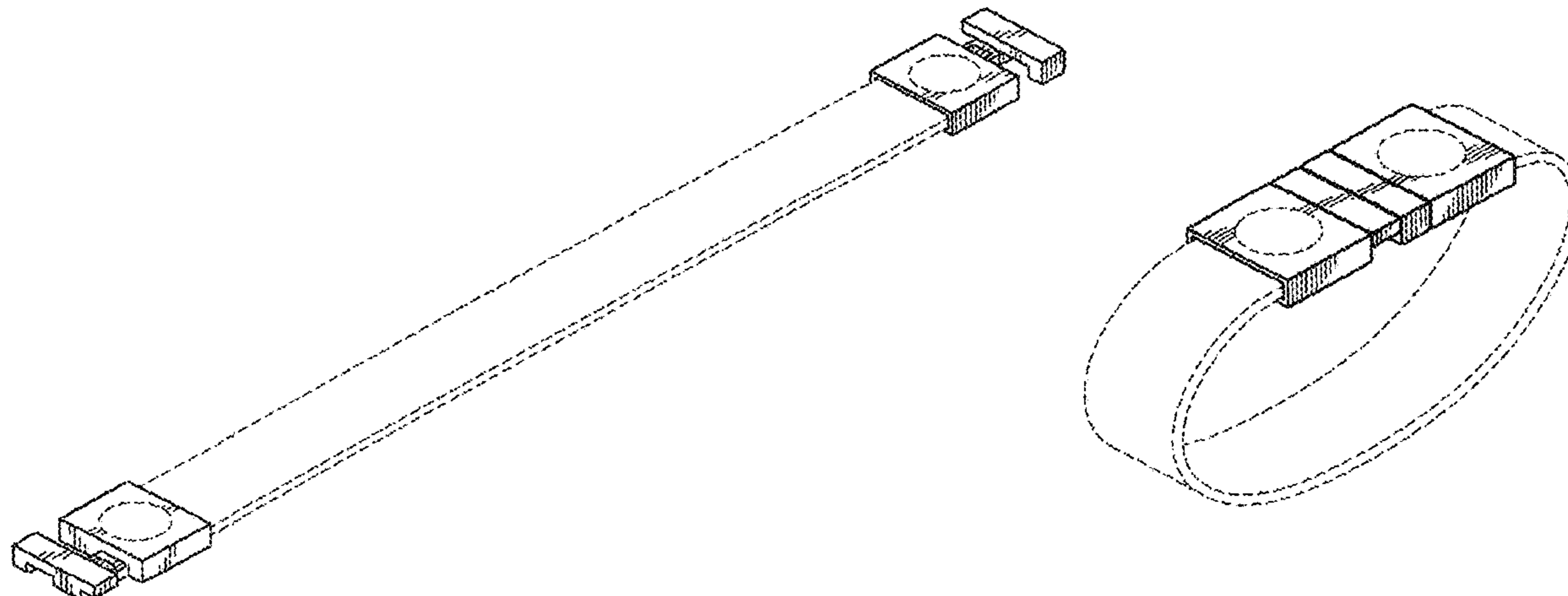
(57) **CLAIM**

The ornamental design for an aglet for clothing and bracelets, as shown and described.

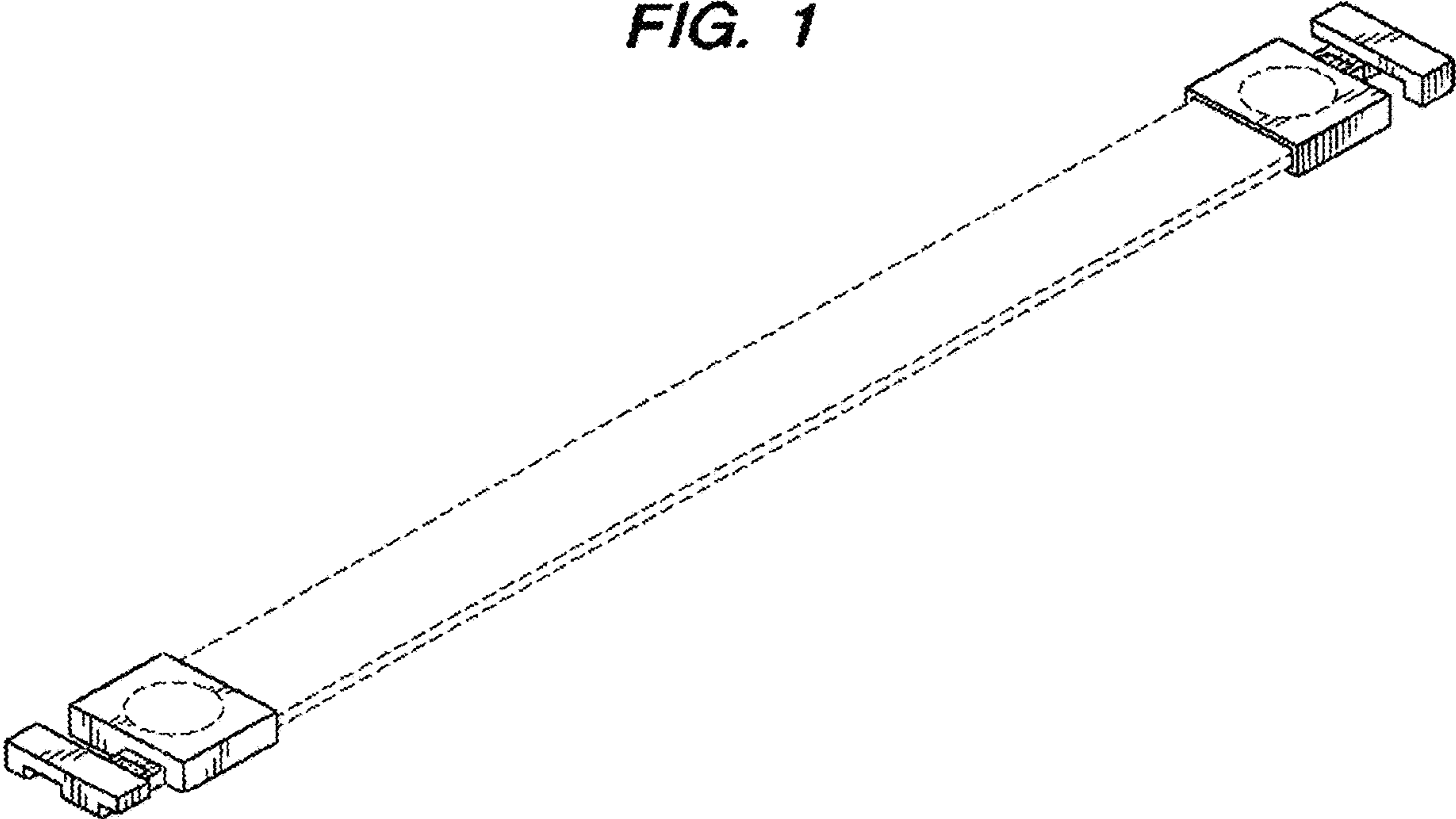
**DESCRIPTION**

FIG. 1 is a front view of an aglet for clothing and bracelets showing my new design;  
FIG. 2 is a front view thereof;  
FIG. 3 is a left side view thereof;  
FIG. 4 is a right side view thereof;  
FIG. 5 is a rear view thereof;  
FIG. 6 is an over top view thereof; and,  
FIG. 7 is a side perspective view thereof showing the aglet for clothing and bracelets clasped together.  
The broken lines in the figures depict environmental subject matter only and form no part of the claimed design.

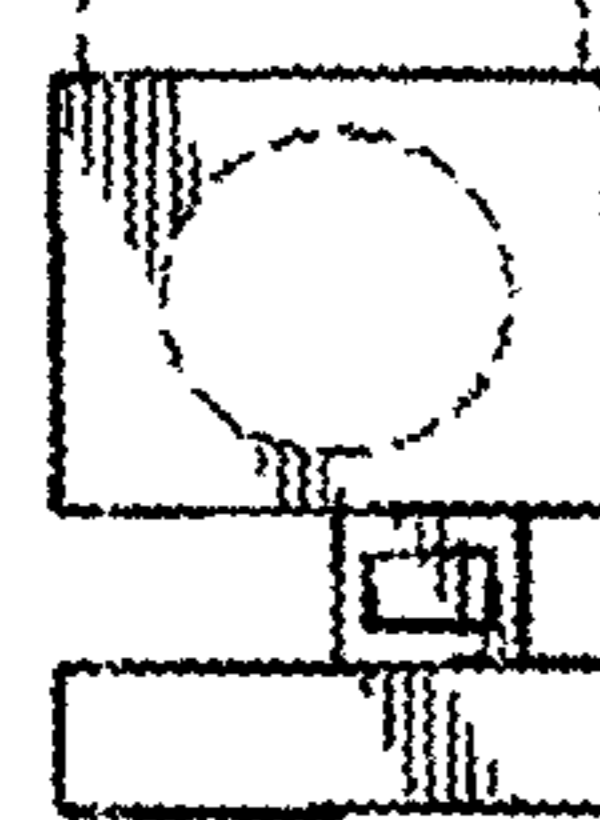

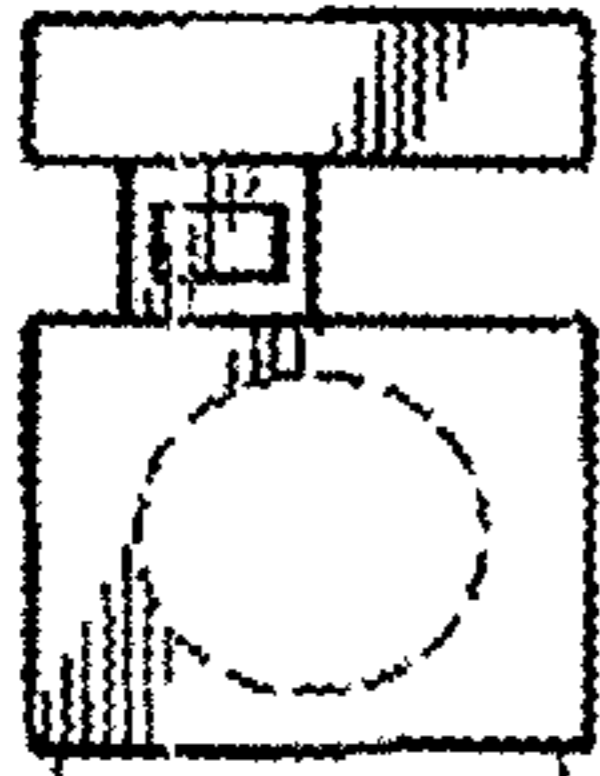
**1 Claim, 3 Drawing Sheets**



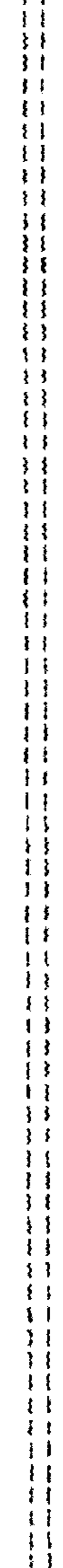
*FIG. 1*



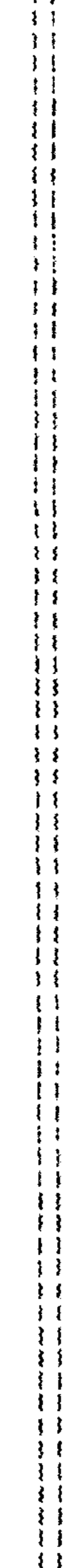
**FIG. 2**




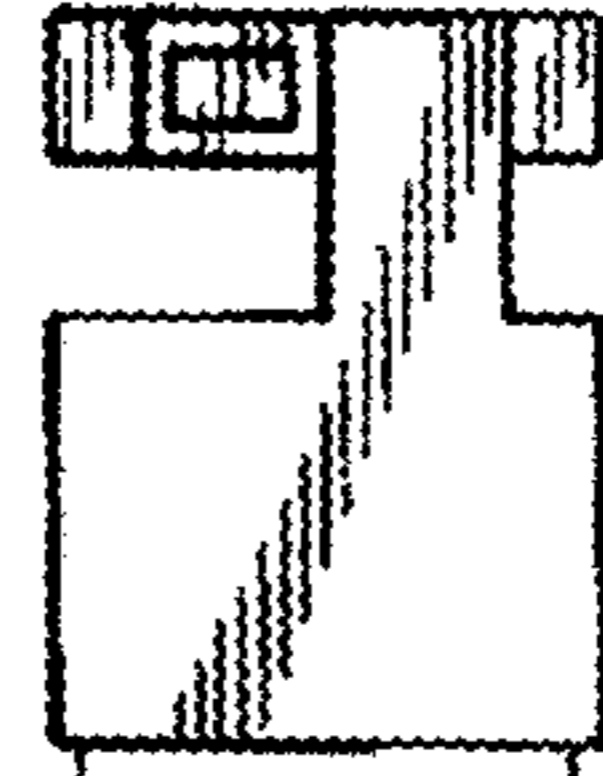
**FIG. 3**



**FIG. 4**



**FIG. 5**



**FIG. 6**



**FIG. 7**

