



US00D877607S

(12) **United States Design Patent** (10) **Patent No.:** **US D877,607 S**
Witherbee et al. (45) **Date of Patent:** **** Mar. 10, 2020**

(54) **PIPE SADDLE WITH A HANGER RETAINER** 5,642,557 A * 7/1997 Clews E04B 2/7442
24/298
(71) Applicant: **Eaton Intelligent Power Limited,** D426,577 S * 6/2000 Mackey D19/32
Dublin (IE) D438,453 S * 3/2001 Nelson D8/395
6,224,025 B1 5/2001 Alvarez
(72) Inventors: **Martin Lee Witherbee,** Godfrey, IL D443,198 S * 6/2001 Snyder D25/164
(US); **Robert John Reese,** D473,128 S * 4/2003 Costa D8/396
Edwardsville, IL (US) D561,552 S * 2/2008 Tsuchida D8/71
D563,771 S * 3/2008 Prechtel D8/354
7,677,505 B2 3/2010 Deichman
(73) Assignee: **Eaton Intelligent Power Limited,** 7,744,041 B2 6/2010 Boudreau
Dublin (IE) 8,038,105 B2 10/2011 Deichman
8,074,943 B2 12/2011 Boudreau et al.
8,297,561 B1 10/2012 Montplaisir
(**) Term: **15 Years** (Continued)

(21) Appl. No.: **29/656,663**
(22) Filed: **Jul. 15, 2018**
(51) **LOC (12) Cl.** **08-08**
(52) **U.S. Cl.**
USPC **D8/396**
(58) **Field of Classification Search**
USPC D8/71-74, 394-399, 354, 355, 356, 59;
D7/683, 685, 686; D15/140; D24/143;
D6/684; 248/62, 63, 72, 74.1, 689,
248/124.2; 81/487, 385, 386, 388-390;
269/3, 4, 6, 143, 165, 240, 243, 246-249,
269/254 R, 147-149; 29/256, 257, 276;
408/103, 104-109
CPC B25B 1/00; B25B 5/00; B25B 1/2478;
B25B 1/103; B25B 1/22; B25B 1/2405;
B25B 1/2457
See application file for complete search history.

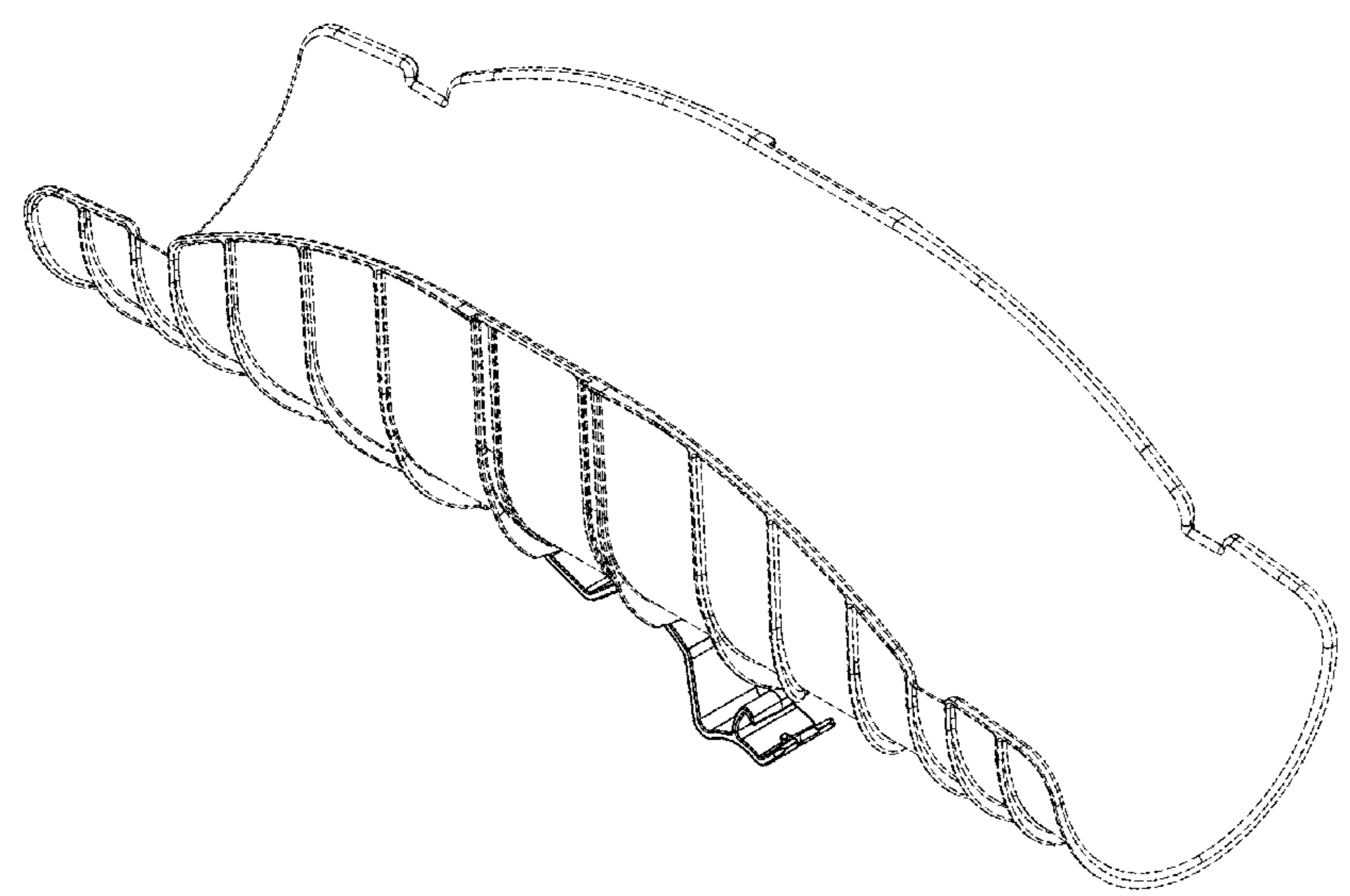
(56) **References Cited**
U.S. PATENT DOCUMENTS
D228,738 S * 10/1973 Rubin de cervin albrizzi
D8/394
D306,553 S * 3/1990 Rumpel D8/395
D326,927 S * 6/1992 Catalina D26/138
D363,016 S * 10/1995 Sippelle, III D8/395
D364,555 S * 11/1995 Neiert D8/396
D375,453 S * 11/1996 Fleck D8/395

FOREIGN PATENT DOCUMENTS
WO 2017173047 A1 10/2017
Primary Examiner — Nathan M Johnston
(74) *Attorney, Agent, or Firm* — Stinson LLP

(57) **CLAIM**
The ornamental design for a pipe saddle with a hanger
retainer, as shown and described.

DESCRIPTION
FIG. 1 is a perspective view of a pipe saddle with a hanger
retainer showing our new design;
FIG. 2 is a front elevational view of the pipe saddle with a
hanger retainer;
FIG. 3 is a right elevational view of the pipe saddle with a
hanger retainer;
FIG. 4 is a bottom plan view of the pipe saddle with a hanger
retainer;
FIG. 5 is a rear elevational view of the pipe saddle with a
hanger retainer; and,
FIG. 6 is a left elevational view of the pipe saddle with a
hanger retainer.
The broken lines show portions of the design that form no
part of the claimed design.

1 Claim, 6 Drawing Sheets



(56)

References Cited

U.S. PATENT DOCUMENTS

D691,032	S *	10/2013	Chen	D8/396
8,763,960	B1	7/2014	Moore et al.	
8,833,705	B2	9/2014	Bragagna et al.	
8,915,110	B1	12/2014	Moore et al.	
8,919,704	B2	12/2014	Lee et al.	
D747,181	S *	1/2016	Hikoyama	D8/394
D747,636	S *	1/2016	Maher	D8/72
D753,468	S *	4/2016	Weger	D8/356
9,360,139	B1	6/2016	Clement et al.	
D760,583	S *	7/2016	Weilage	D8/395
D782,928	S *	4/2017	Takakuwa	D10/103
D784,118	S *	4/2017	Reddy	D8/356
D802,103	S	11/2017	Boudreau et al.	
9,808,845	B2	11/2017	Rebholz et al.	
D808,255	S *	1/2018	Pittman	D8/396
9,903,524	B2	2/2018	Lange et al.	
D813,660	S *	3/2018	Tyner	D8/396
D815,517	S *	4/2018	Van Fleet	D8/396
D821,188	S *	6/2018	Smullen	D8/396
D824,756	S *	8/2018	Fischer	D8/395
D830,149	S *	10/2018	Pippus	D8/71
2016/0208979	A1	7/2016	Lange et al.	
2017/0015021	A1	1/2017	Botsolas, Jr. et al.	
2017/0284589	A1	10/2017	Boudreau et al.	

* cited by examiner

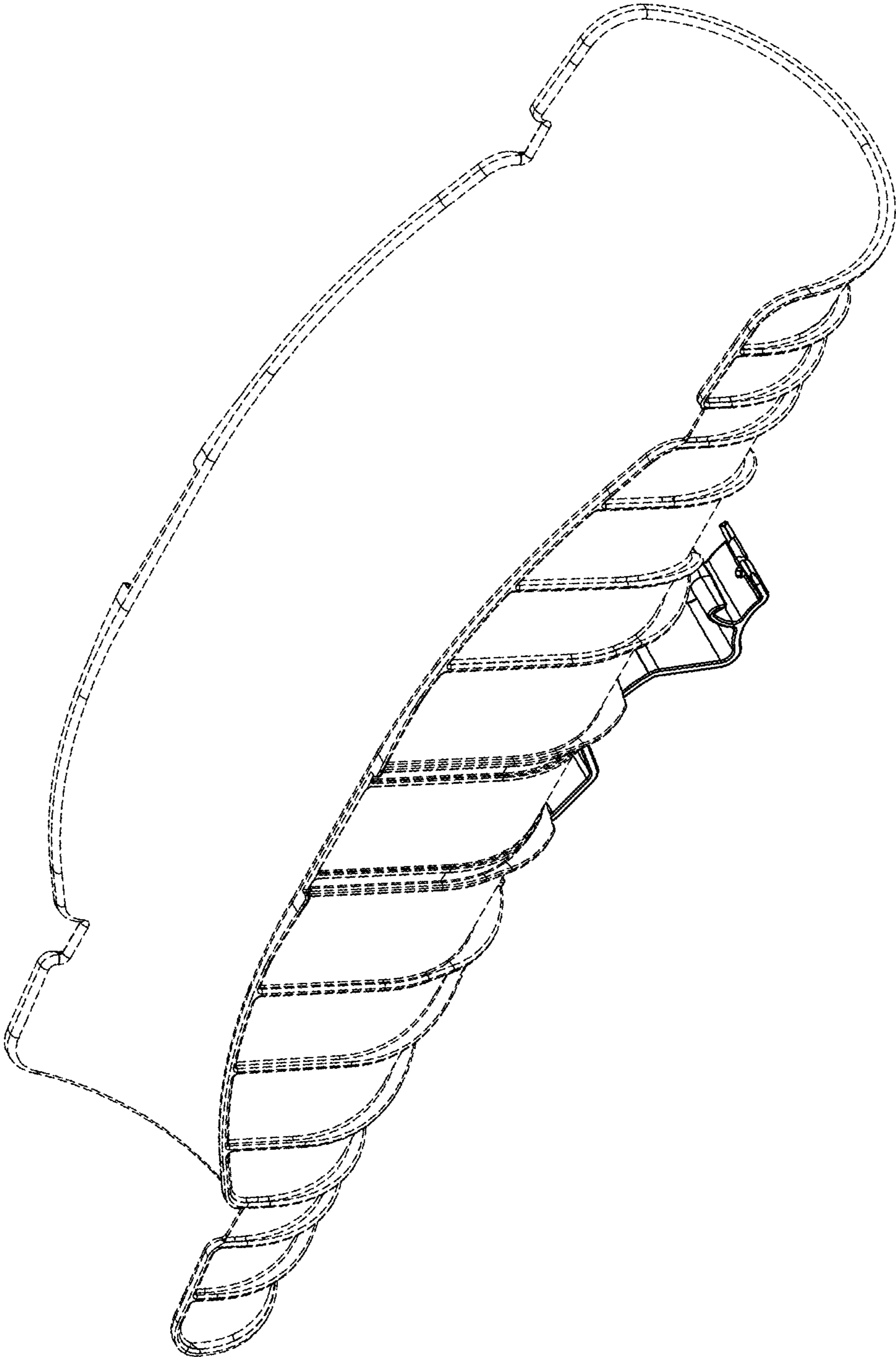


FIG. 1

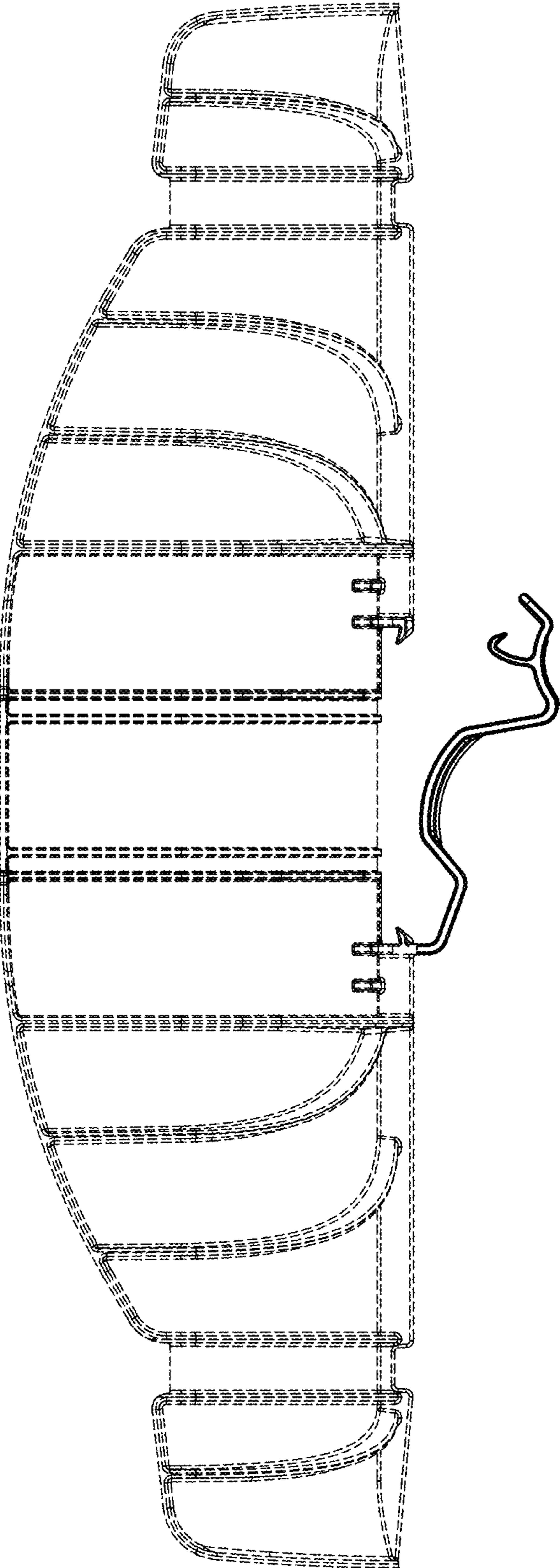
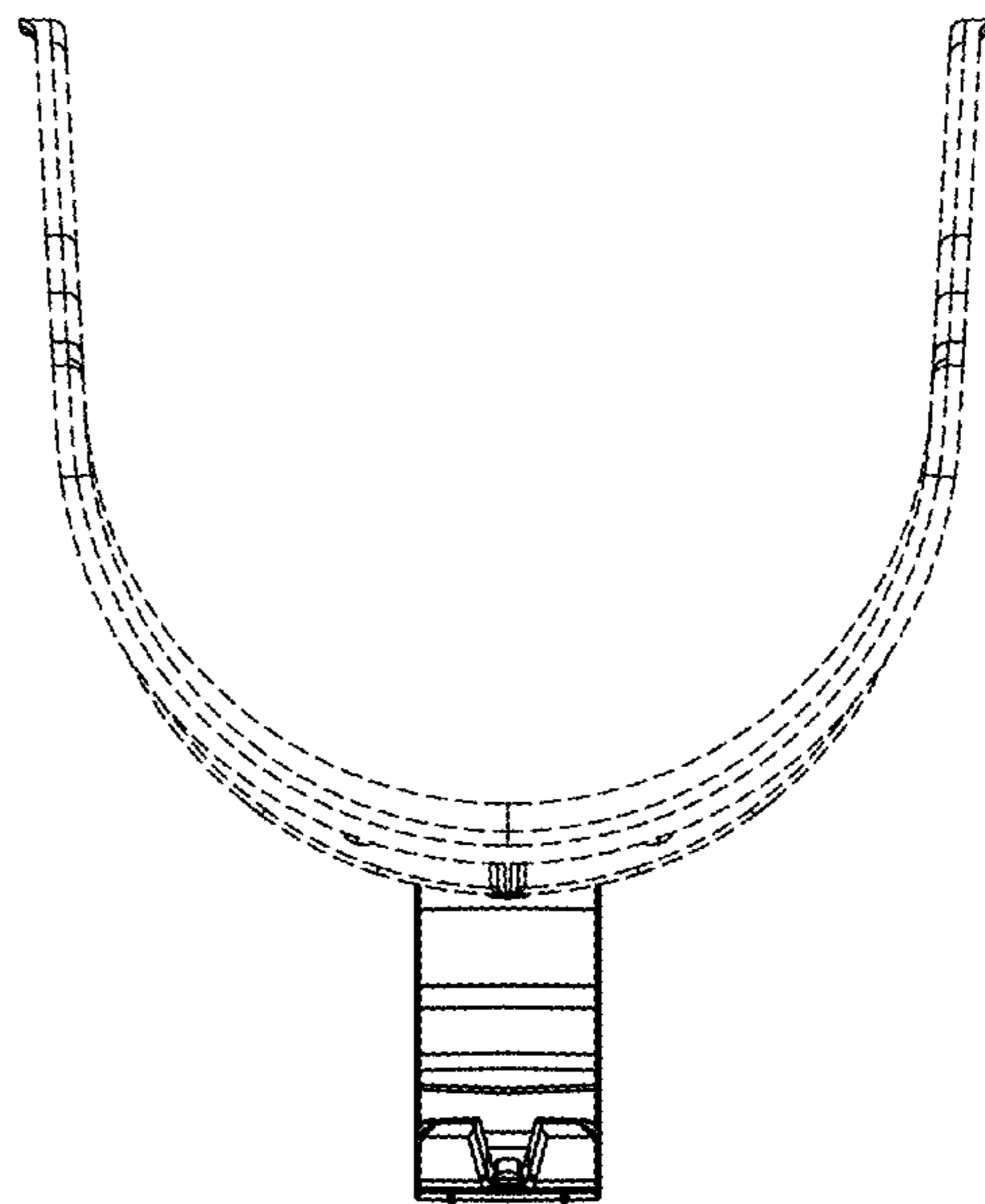


FIG. 2

FIG. 3



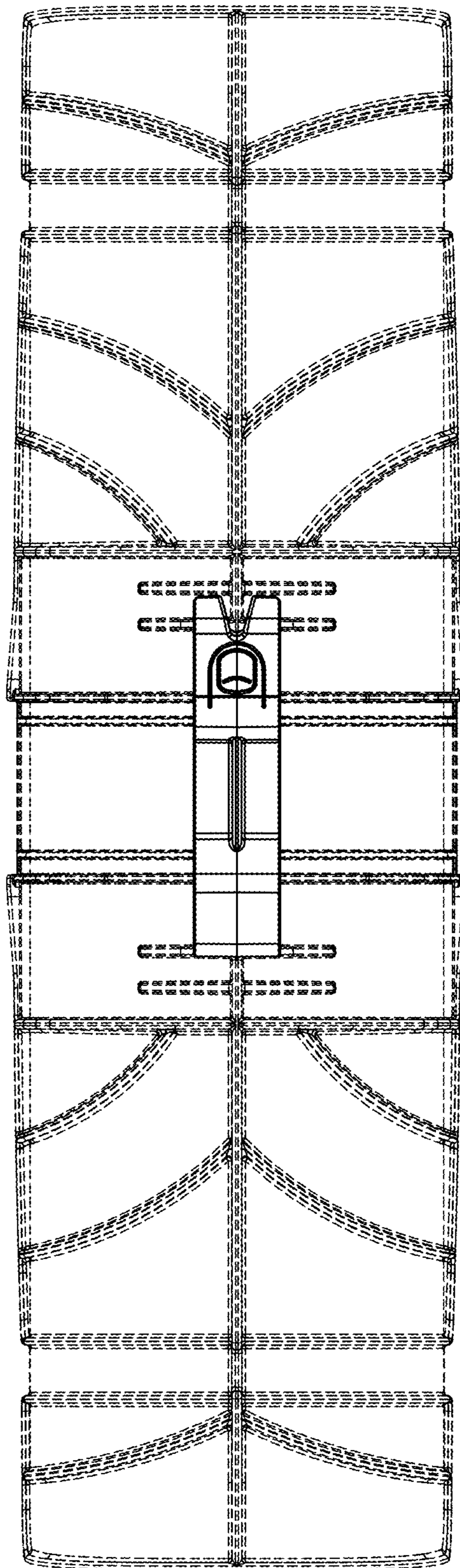


FIG. 4

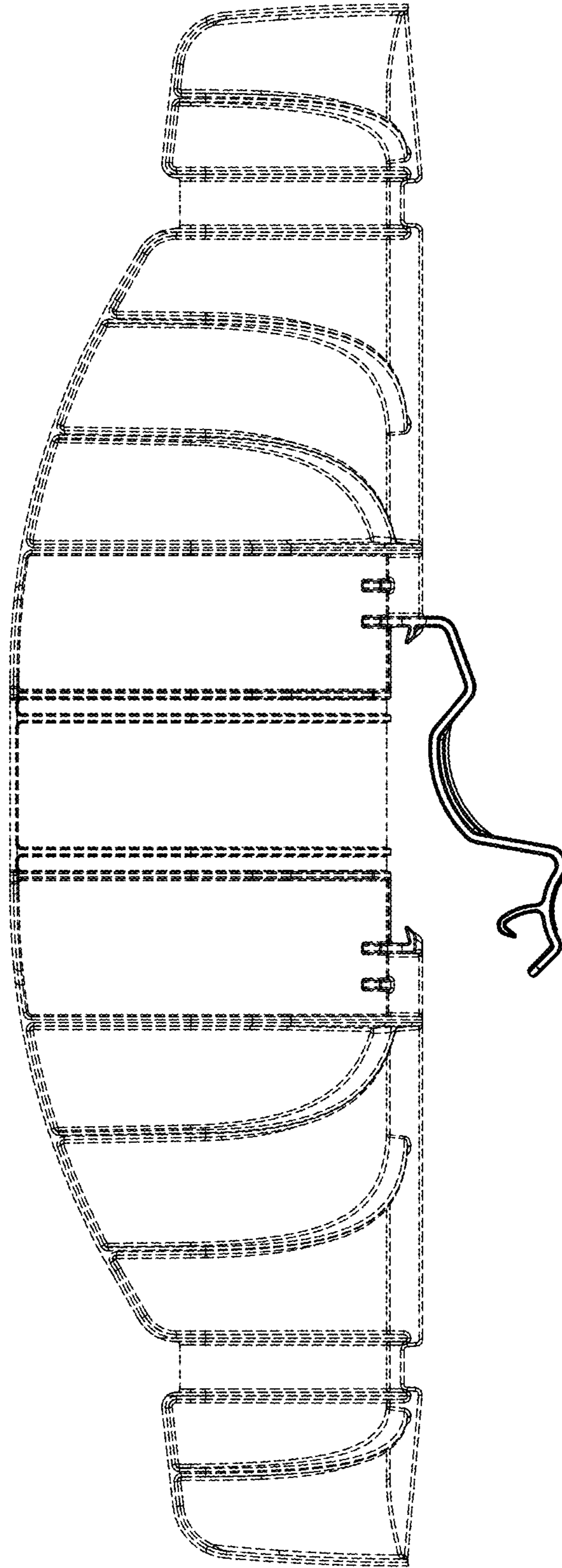


FIG. 5

FIG. 6

