



US00D877603S

(12) **United States Design Patent**
Barker

(10) **Patent No.:** **US D877,603 S**
(45) **Date of Patent:** **** Mar. 10, 2020**

- (54) **CONDUIT CLAMP GUIDE**
- (71) Applicant: **Shon Barker**, Cameron, LA (US)
- (72) Inventor: **Shon Barker**, Cameron, LA (US)
- (**) Term: **15 Years**
- (21) Appl. No.: **29/614,050**
- (22) Filed: **Aug. 15, 2017**
- (51) **LOC (12) Cl.** **08-08**
- (52) **U.S. Cl.**
USPC **D8/394**
- (58) **Field of Classification Search**
USPC D8/349, 353, 354, 364, 366, 371, 381,
D8/382, 394, 499
CPC . F16L 3/10; F16L 3/1066; F16L 3/227; F16L
3/24; F16L 3/221; F16L 3/04; F16L
3/1207; F16L 25/04; F16L 1/10; Y10T
24/44974; Y10T 24/44026
See application file for complete search history.

(56) **References Cited**

U.S. PATENT DOCUMENTS

- 739,282 A * 9/1903 Bohn et al. H02G 3/0431
174/504
- 2,807,431 A * 9/1957 McHale B44D 3/123
248/113
- 3,816,880 A * 6/1974 Jacobs E04B 9/006
362/150
- D263,788 S * 4/1982 McKinnon D8/394
- 4,335,863 A * 6/1982 Rapps A47G 29/08
174/66
- D285,647 S * 9/1986 Sachs 174/41
- D342,011 S * 12/1993 Maguire D8/349
- D363,875 S * 11/1995 Korb D8/366
- D398,835 S * 9/1998 Coll D8/354
- D399,486 S * 10/1998 Deans D13/120
- 5,971,330 A * 10/1999 Noba F16L 3/04
248/56
- D418,738 S * 1/2000 Luttrell-Welti D8/349
- D425,403 S * 5/2000 Medina D8/354

- D442,469 S * 5/2001 Roozen D8/354
- D492,187 S * 6/2004 Mottini D8/354
- D507,959 S * 8/2005 Mottini D8/354
- D536,957 S * 2/2007 Reiff D8/394
- D556,015 S * 11/2007 Muchnik D8/349
- D561,563 S * 2/2008 Hoffner D8/354
- D571,640 S * 6/2008 Misch D8/354
- D653,592 S * 2/2012 Brown D12/162
- D659,513 S * 5/2012 Lin D8/349
- D666,898 S * 9/2012 McMahon D8/373
- D672,287 S * 12/2012 Noble D12/159
- D684,034 S * 6/2013 Vaughan D8/349
- D686,486 S * 7/2013 Densmore D8/349
- D732,373 S * 6/2015 Wagner D8/349
- D736,595 S * 8/2015 Moore D13/102

(Continued)

OTHER PUBLICATIONS

Cope9131A Aluminum Combination Hold-Down Clamp and Expansion Guide, Cable Tray Fittings & Accessories, Conduit and Fittings, Searched Oct. 17, 2019, <https://www.usesi.com/cope-9131a-aluminum-combination-hold-down-clamp-and-expansion-guide-158124>.*

Primary Examiner — Steven J Czyz

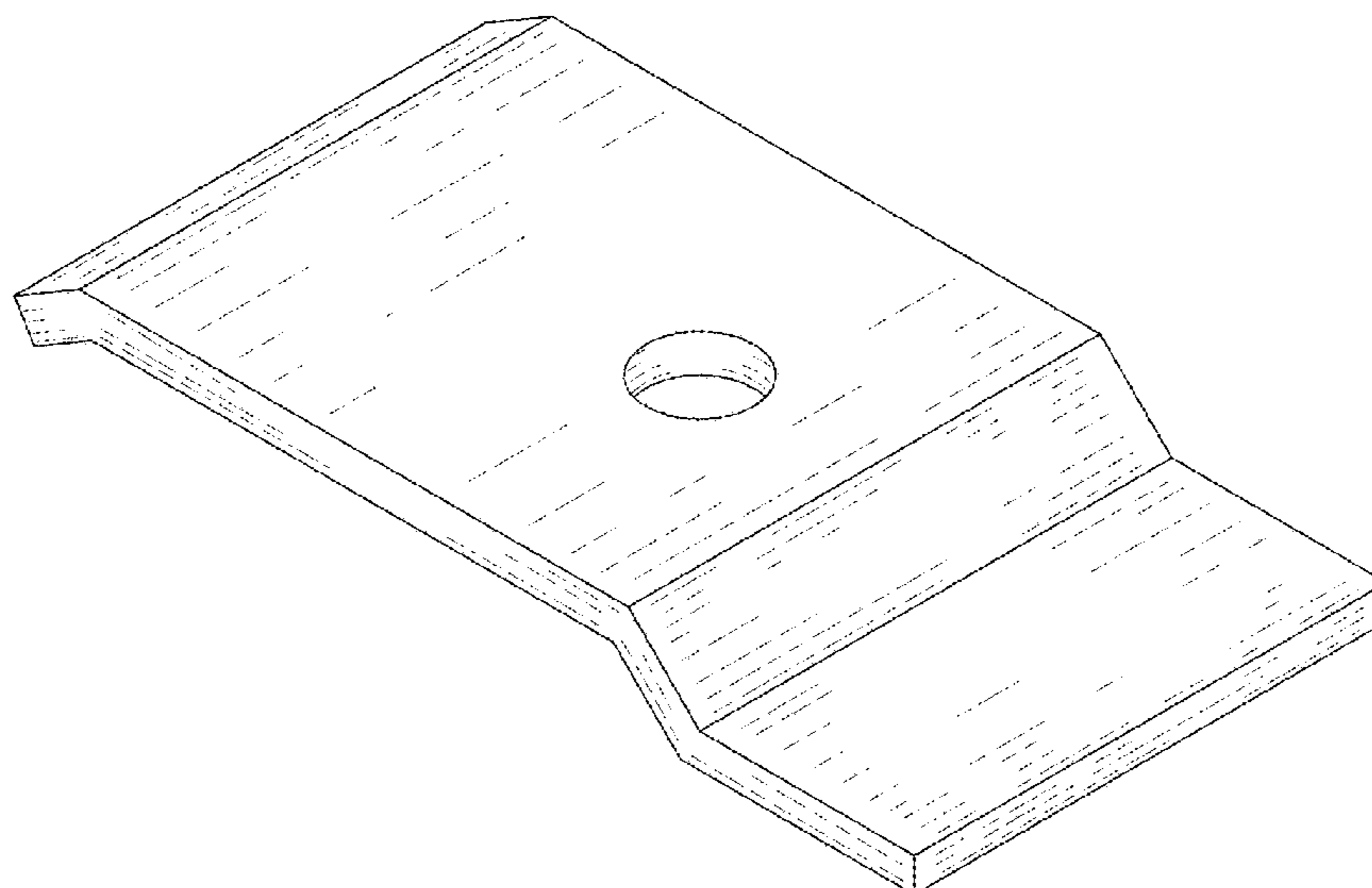
(57) **CLAIM**

The ornamental design for a conduit clamp guide, as shown and described.

DESCRIPTION

FIG. 1 is a top perspective view of a conduit clamp guide showing my new design;
FIG. 2 is a bottom perspective view thereof;
FIG. 3 is a front view thereof;
FIG. 4 is a back view thereof;
FIG. 5 is a top view thereof;
FIG. 6 is a bottom view thereof;
FIG. 7 is a left view thereof; and,
FIG. 8 is a right view thereof.

1 Claim, 8 Drawing Sheets



(56)

References Cited

U.S. PATENT DOCUMENTS

D739,221 S * 9/2015 Sendra-Gonzalez ... H02S 20/00
D8/394
D772,475 S * 11/2016 Sonneman D26/138
D789,184 S * 6/2017 Stanley D8/363
D815,042 S * 4/2018 Jenrich D13/133
D829,079 S * 9/2018 Halling D8/349
D847,609 S * 5/2019 Ng D8/354
D847,629 S * 5/2019 Bergeron D9/435
2014/0158424 A1* 6/2014 Schlarb B23K 1/0008
174/94 R
2014/0182932 A1* 7/2014 Cholewa H05B 3/84
174/84 R

* cited by examiner

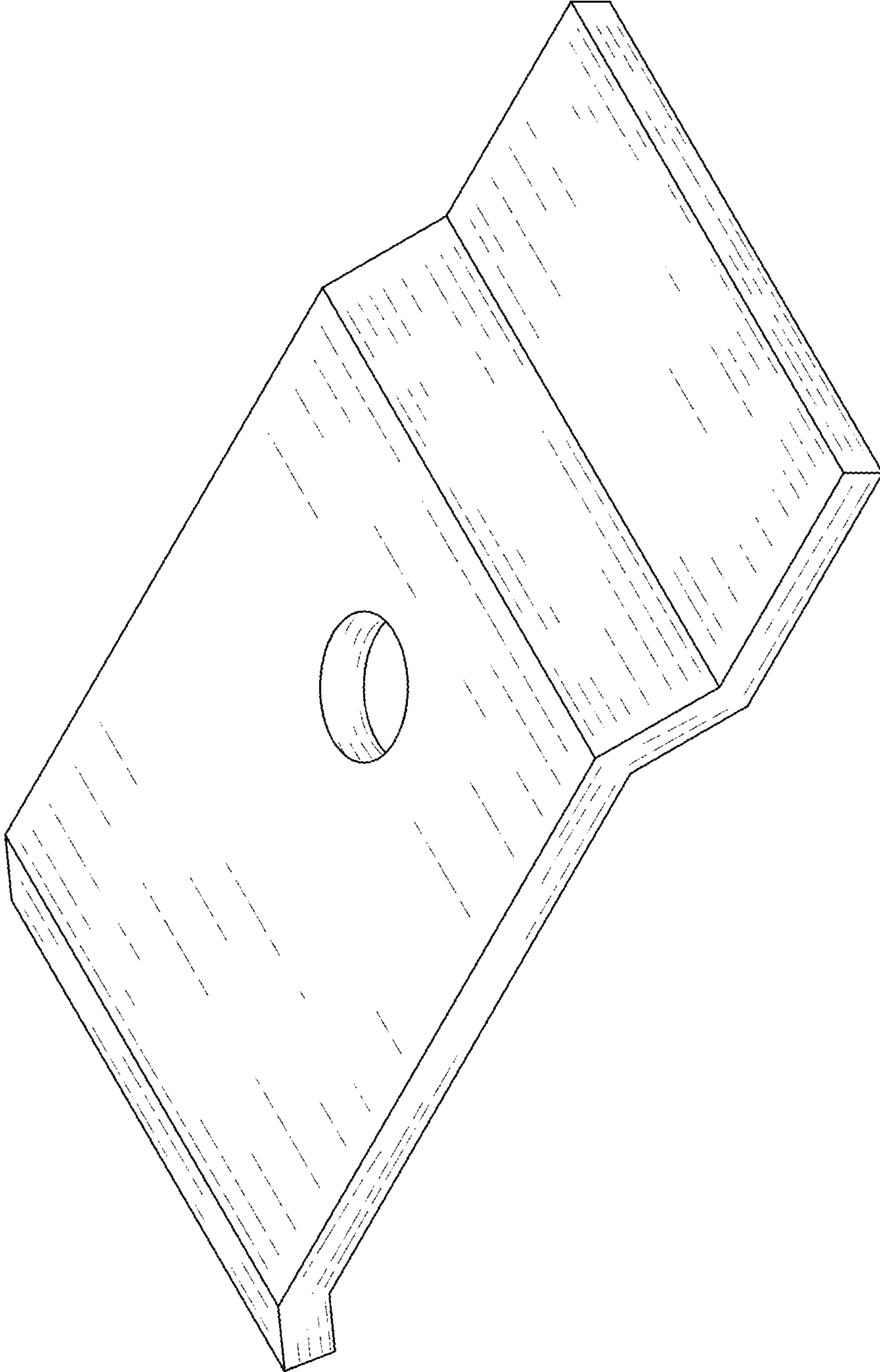


FIG. 1

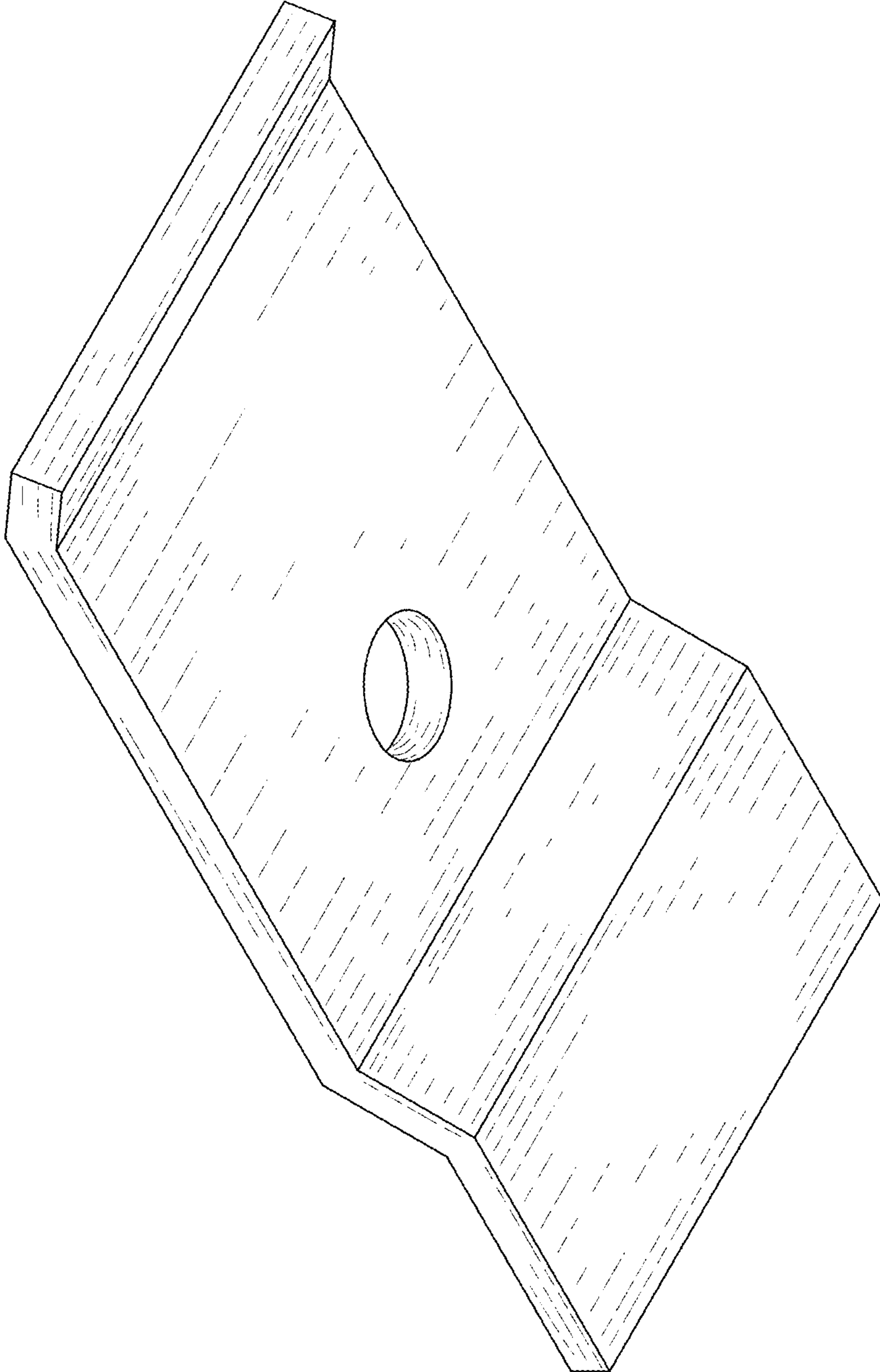


FIG. 2




FIG. 3

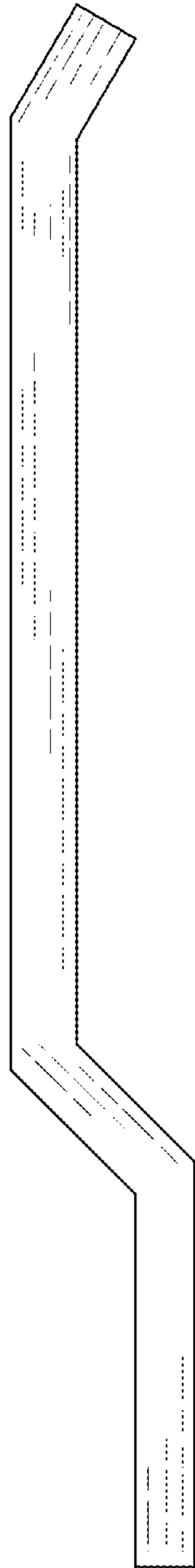


FIG. 4

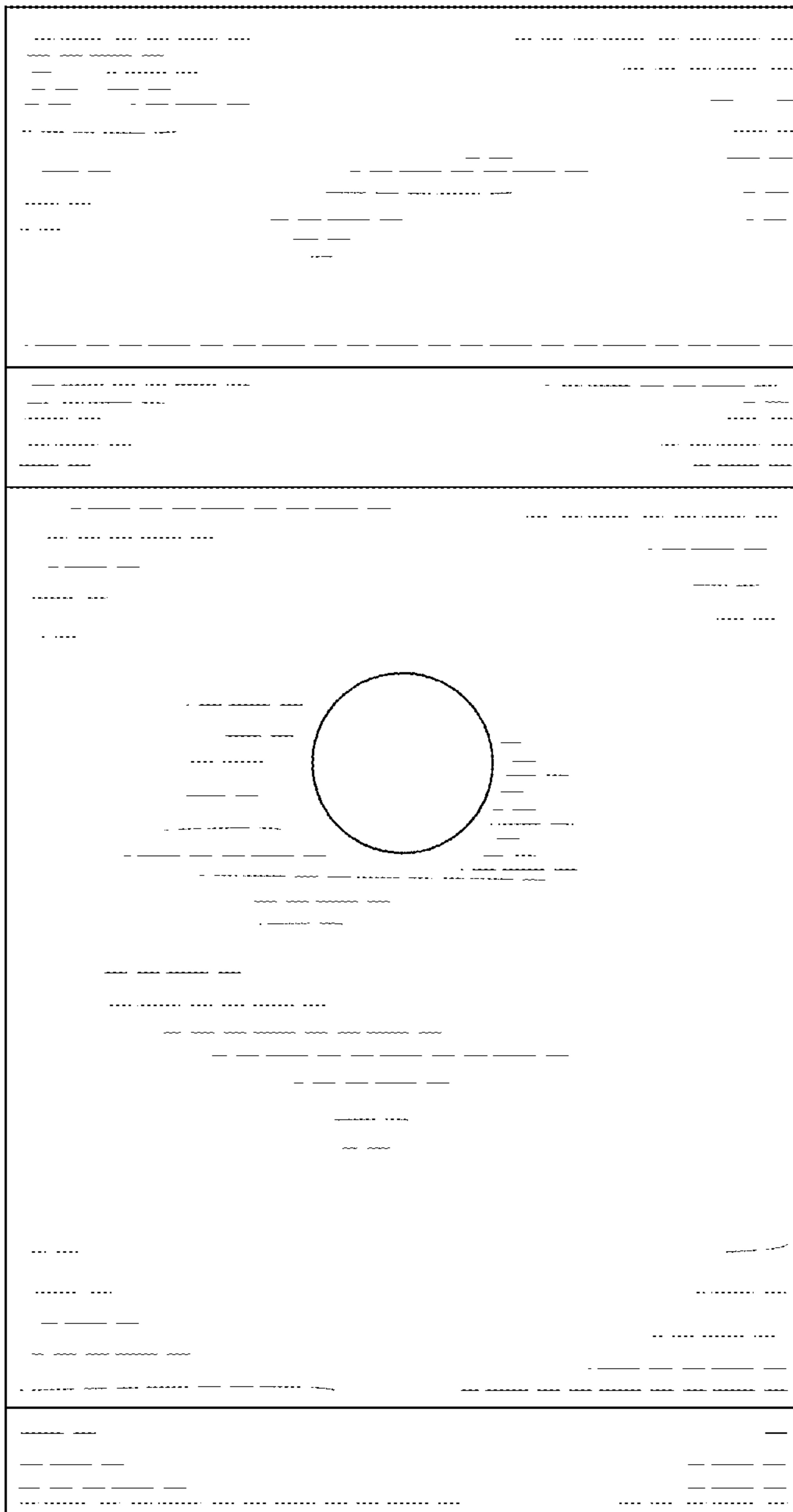


FIG. 5

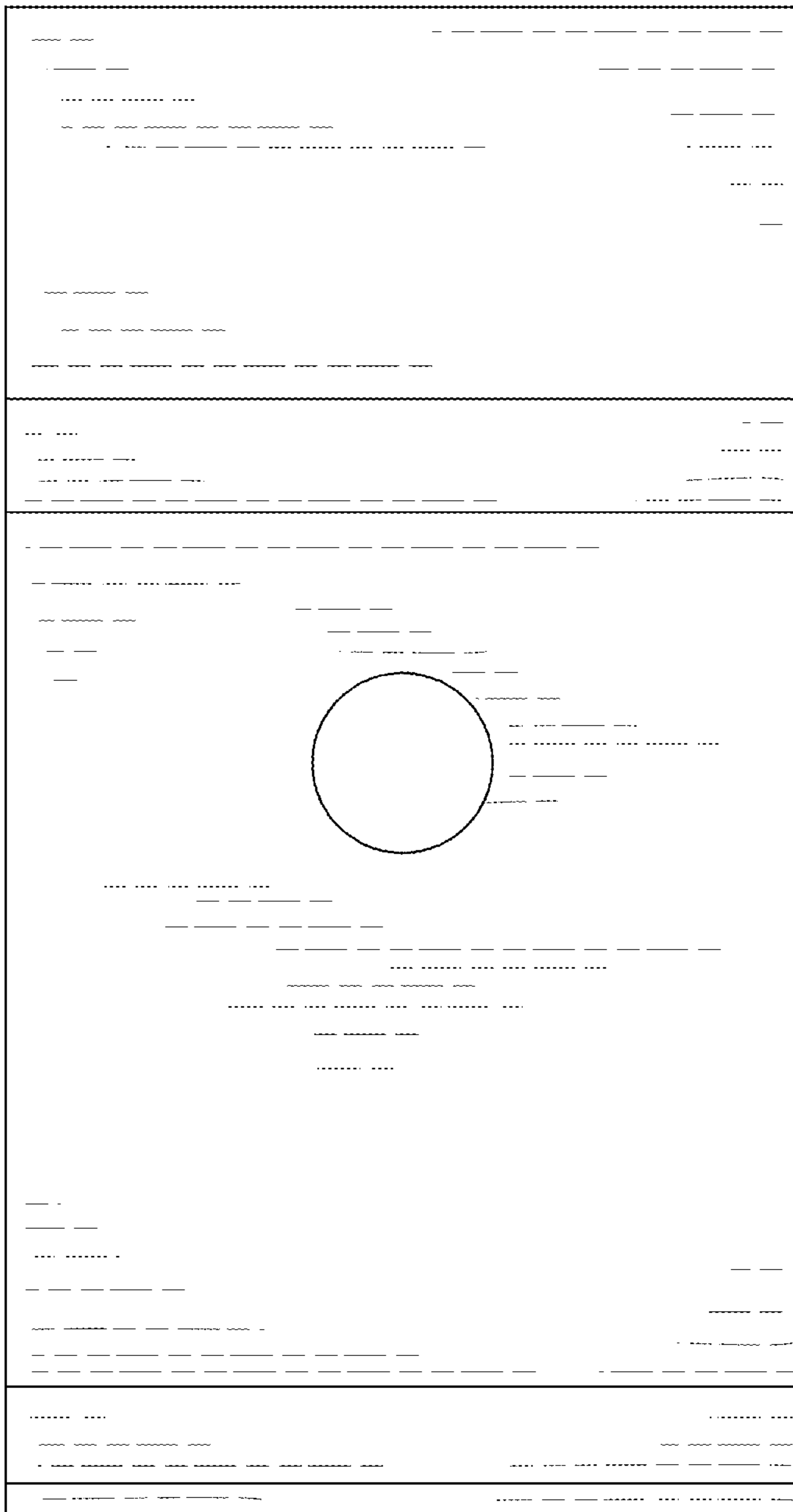


FIG. 6

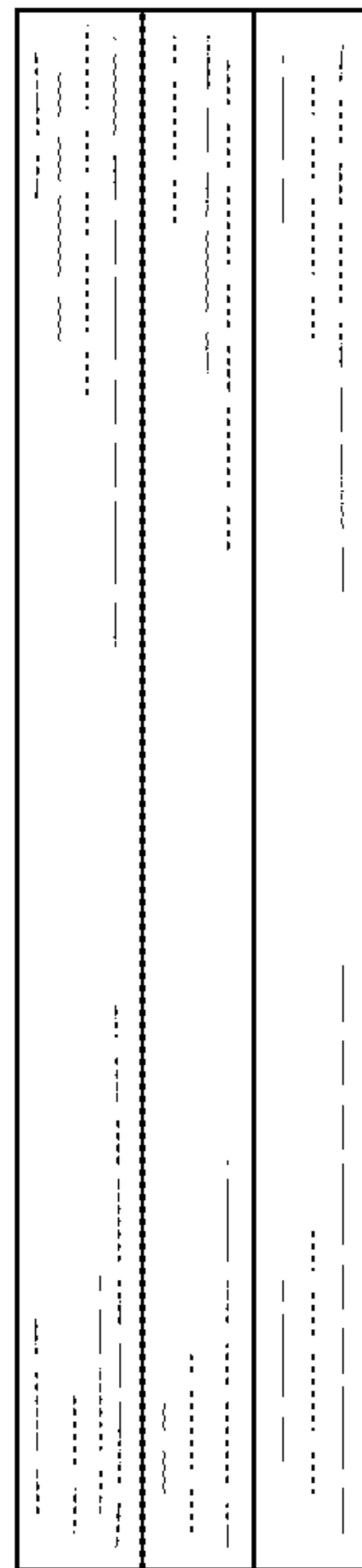


FIG. 7




FIG. 8