



US00D877575S

(12) **United States Design Patent**  
**Yip**

(10) **Patent No.:** **US D877,575 S**  
(45) **Date of Patent:** **\*\* Mar. 10, 2020**

- (54) **MULTI-PURPOSE CUTLERY**
- (71) Applicants: **Kim Hung Yip**, Sheung Shui (HK);  
**Chow Ming Lau**, Shatin (HK)
- (72) Inventor: **Kim Hung Yip**, Sheung Shui (HK)
- (\*\*) Term: **15 Years**
- (21) Appl. No.: **29/663,035**
- (22) Filed: **Sep. 11, 2018**
- (30) **Foreign Application Priority Data**

- 5,373,640 A \* 12/1994 Cordeiro, Jr. .... A47G 21/023  
294/99.2
  - D386,050 S \* 11/1997 Puri ..... D7/642
  - 5,791,053 A \* 8/1998 Koong ..... A47G 21/10  
294/99.2
  - D601,389 S \* 10/2009 Brown ..... D7/642
  - 7,878,563 B2 \* 2/2011 Beckham ..... A47G 21/103  
294/218
  - D833,833 S \* 11/2018 Hanscom ..... A47G 21/06  
D7/643
  - 10,136,745 B1 \* 11/2018 Reed ..... A47G 21/02
  - D844,390 S \* 4/2019 Reed ..... A47G 21/10  
D7/643
  - D852,004 S \* 6/2019 Yip ..... D7/643
- (Continued)

- Aug. 10, 2018 (CA) ..... 182922
- (51) **LOC (12) Cl.** ..... **07-03**
- (52) **U.S. Cl.**  
USPC ..... **D7/643**; D7/642; D7/653
- (58) **Field of Classification Search**  
USPC ..... D7/368, 401.2, 642-645, 653-664, 669,  
D7/675-677, 683, 688-689, 691;  
D8/107, 300-301; D21/576, 606-609,  
D21/625-627; D22/117-118  
CPC ... A01D 9/02; A01D 9/04; A01D 9/06; A47G  
21/00; A47G 21/004; A47G 21/005;  
A47G 21/02; A47G 21/023; A47G 21/04;  
A47G 21/06; A47G 21/08; A47G 21/10;  
A47G 21/103; A47J 43/28; A47J 43/281;  
A47J 43/282; A61F 13/10; A61J 7/0023;  
B25G 1/00; B25G 1/01; B25G 1/02;  
B25G 3/00; B65D 75/56; B65D 75/563;  
B65D 75/566; B67B 7/00; B67B 7/724;  
B67B 7/73  
See application file for complete search history.

*Primary Examiner* — Ricky Pham  
(74) *Attorney, Agent, or Firm* — Harness, Dickey &  
Pierce, PLC

(57) **CLAIM**

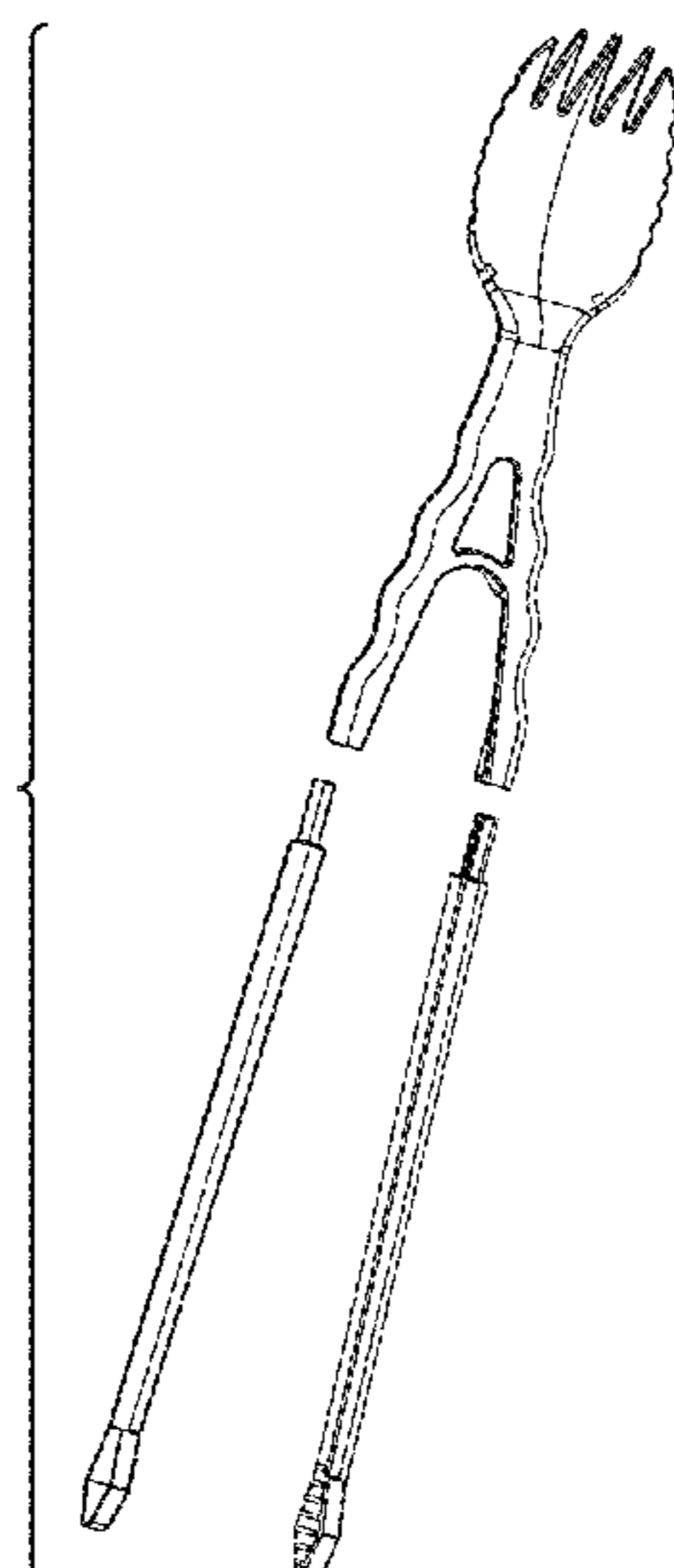
The ornamental design for multi-purpose cutlery, as shown and described.

**DESCRIPTION**

FIG. 1 is a top view of the new multi-purpose cutlery;  
FIG. 2 is bottom view thereof;  
FIG. 3 is a left side view of the multi-purpose cutlery shown in FIG. 1;  
FIG. 4 is a right side view thereof;  
FIG. 5 is a front view of the multi-purpose cutlery shown in FIG. 2;  
FIG. 6 is a rear view thereof;  
FIG. 7 is a top perspective view of the multi-purpose cutlery shown in FIG. 1; and  
FIG. 8 is a bottom perspective view of the multi-purpose cutlery shown in FIG. 1; and,  
FIG. 9 is an exploded top perspective view of the new multi-purpose cutlery shown in a second configuration wherein the arms are disconnected from the remaining body portion of the multi-purpose cutlery.

- (56) **References Cited**  
U.S. PATENT DOCUMENTS  
4,809,435 A \* 3/1989 Printz ..... A47G 21/02  
294/3  
5,056,173 A \* 10/1991 Brincat ..... A47G 21/02  
294/51

**1 Claim, 5 Drawing Sheets**



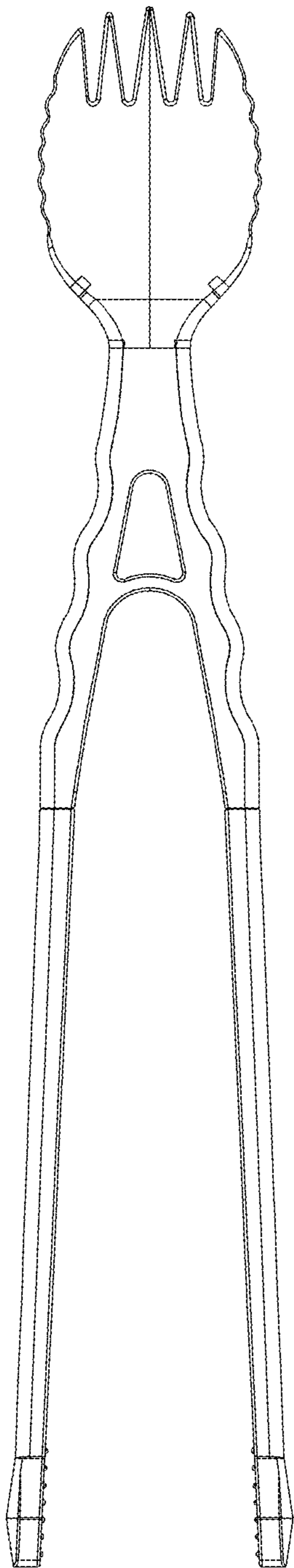
(56)

**References Cited**

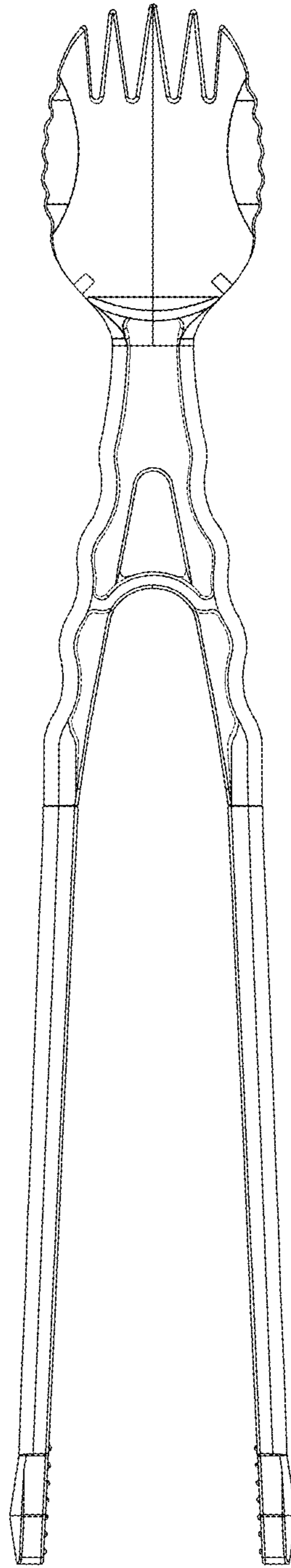
U.S. PATENT DOCUMENTS

2005/0155229 A1\* 7/2005 Lee ..... A47G 21/06  
30/322  
2008/0022534 A1\* 1/2008 Kim ..... A47G 21/02  
30/142

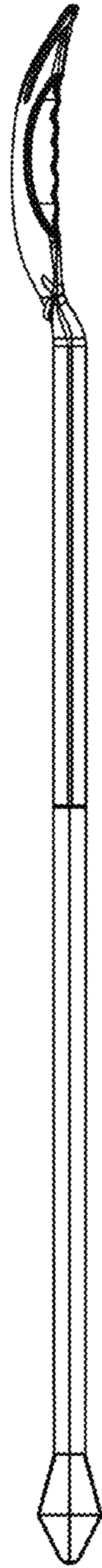
\* cited by examiner



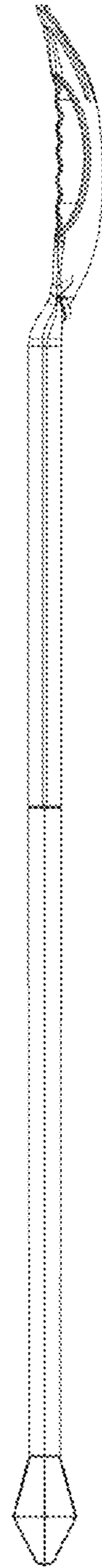
**FIG. 1**



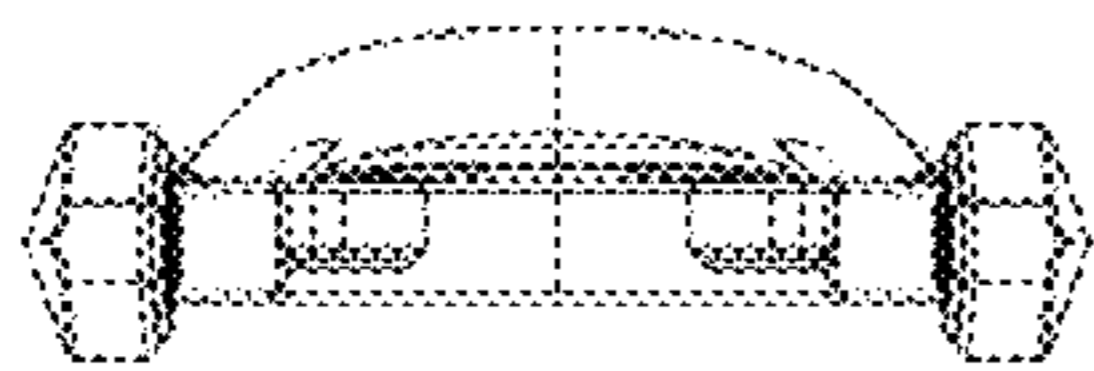
**FIG. 2**



**FIG. 3**



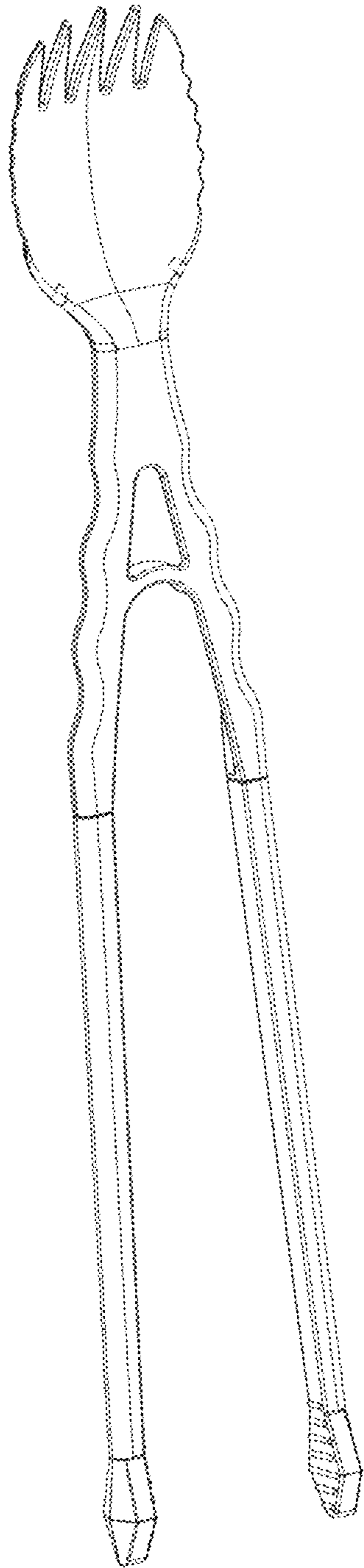
**FIG. 4**



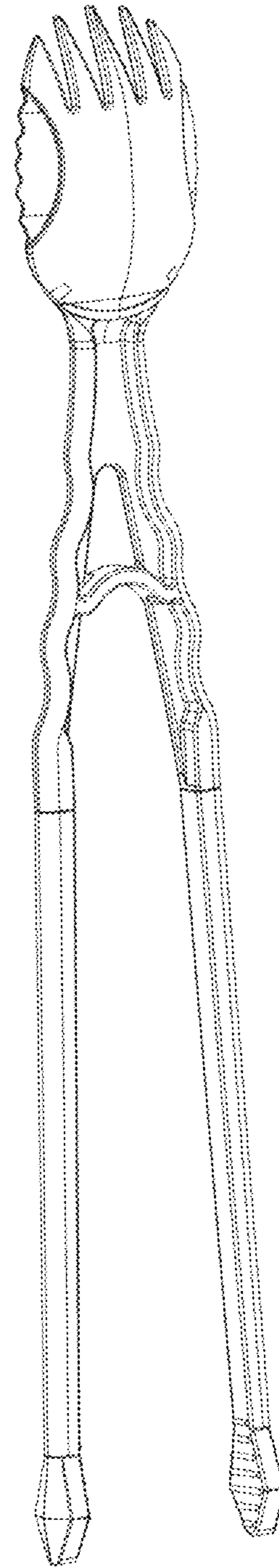
**FIG. 5**



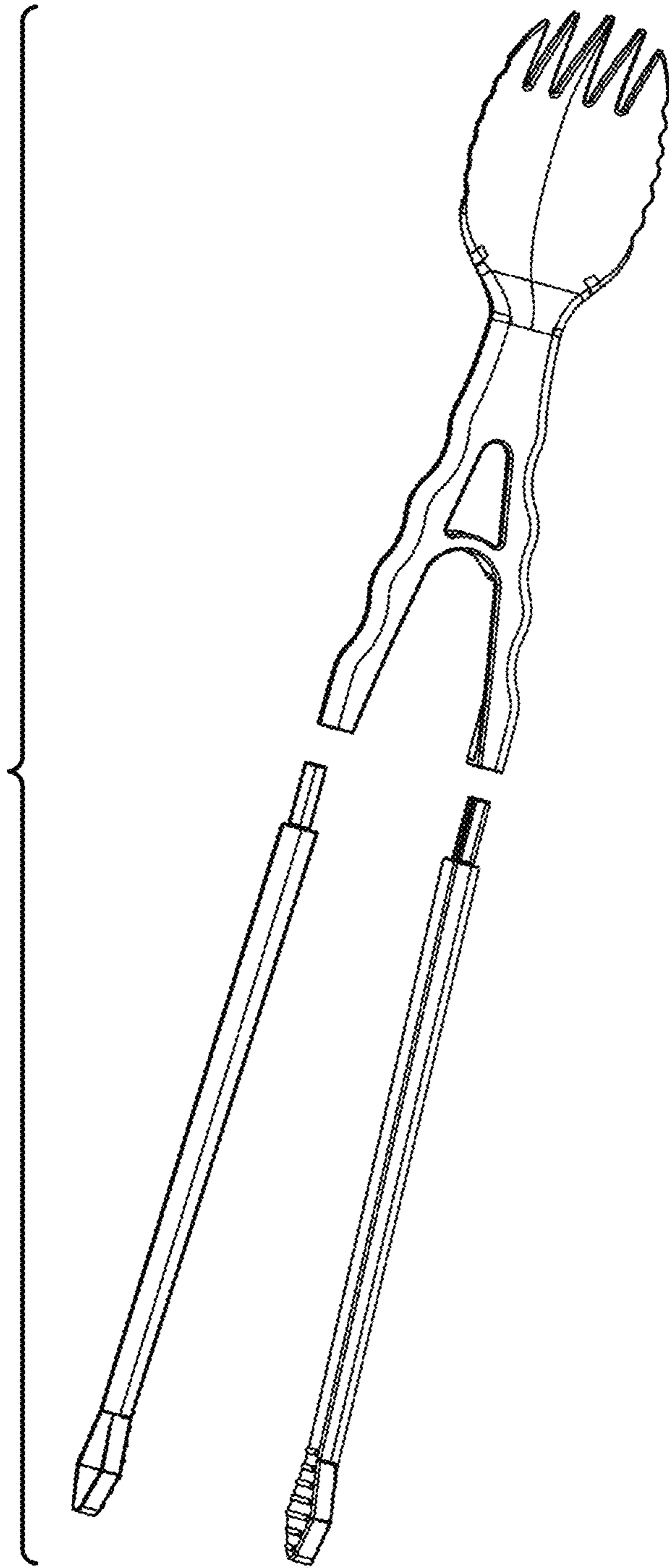
**FIG. 6**



**FIG. 7**



**FIG. 8**



**FIG. 9**