



US00D877572S

(12) **United States Design Patent**  
**Chiang**

(10) **Patent No.:** **US D877,572 S**

(45) **Date of Patent:** **\*\* Mar. 10, 2020**

(54) **WOOD SERVING TRAY WITH ROPE HANDLES**

D811,788 S \* 3/2018 Luczak ..... D6/708  
D819,236 S \* 5/2018 Stephens ..... D25/150  
D820,629 S \* 6/2018 Lum ..... D7/354

(71) Applicant: **MyGift Enterprise, LLC**, Woodinville, WA (US)

\* cited by examiner

(72) Inventor: **Cliff Chiang**, Woodinville, WA (US)

*Primary Examiner* — Kelley A Donnelly

(74) *Attorney, Agent, or Firm* — Dean A. Craine, P.S.

(\*\*) Term: **15 Years**

(57) **CLAIM**

The ornamental design for the wood serving tray with rope handles, as shown and described.

(21) Appl. No.: **29/657,258**

**DESCRIPTION**

(22) Filed: **Jul. 20, 2018**

(51) **LOC (12) Cl.** ..... **07-01**

(52) **U.S. Cl.**  
USPC ..... **D7/554.3**

(58) **Field of Classification Search**  
USPC ..... D7/550.1, 553.2, 554.3, 601–602,  
D7/609–610, 612, 629; D3/304, 307,  
D3/308, 314, 315  
CPC ..... A47G 19/02; A47G 19/06; A47G 23/06;  
B65D 1/34; B65D 1/00; B65D 5/00;  
B65D 5/42

See application file for complete search history.

This patent contains at least one drawing/photograph executed in color. Copies of this patent with colored drawing(s)/photograph(s) will be provided by the Office upon request and payment of the necessary fee.

FIG. 1 is a front perspective view of a wood serving tray with rope handles, showing my new design.

FIG. 2 is a front elevational view of the invention.

FIG. 3 is a rear elevational view of the invention.

FIG. 4 is a right side elevational view of the invention.

FIG. 5 is a left side elevational view of the invention.

FIG. 6 is a top plan view of the invention.

FIG. 7 is a bottom plan view of the invention.

FIG. 8 is an enlarged view of the encircled portion 8 indicated in FIG. 1; and,

FIG. 9 is an enlarged view of the encircled portion 9 indicated in FIG. 1.


The broken lines encircling portions of the claimed design that are illustrated in enlargements form no part of the claimed design.

(56) **References Cited**

U.S. PATENT DOCUMENTS

D258,228 S \* 2/1981 Rumbaugh ..... D15/18  
D538,982 S \* 3/2007 Olson ..... D30/151  
D746,133 S \* 12/2015 Lehman ..... D9/443  
D775,900 S \* 1/2017 Dornic ..... D7/554.3

**1 Claim, 9 Drawing Sheets**  
**(9 of 9 Drawing Sheet(s) Filed in Color)**





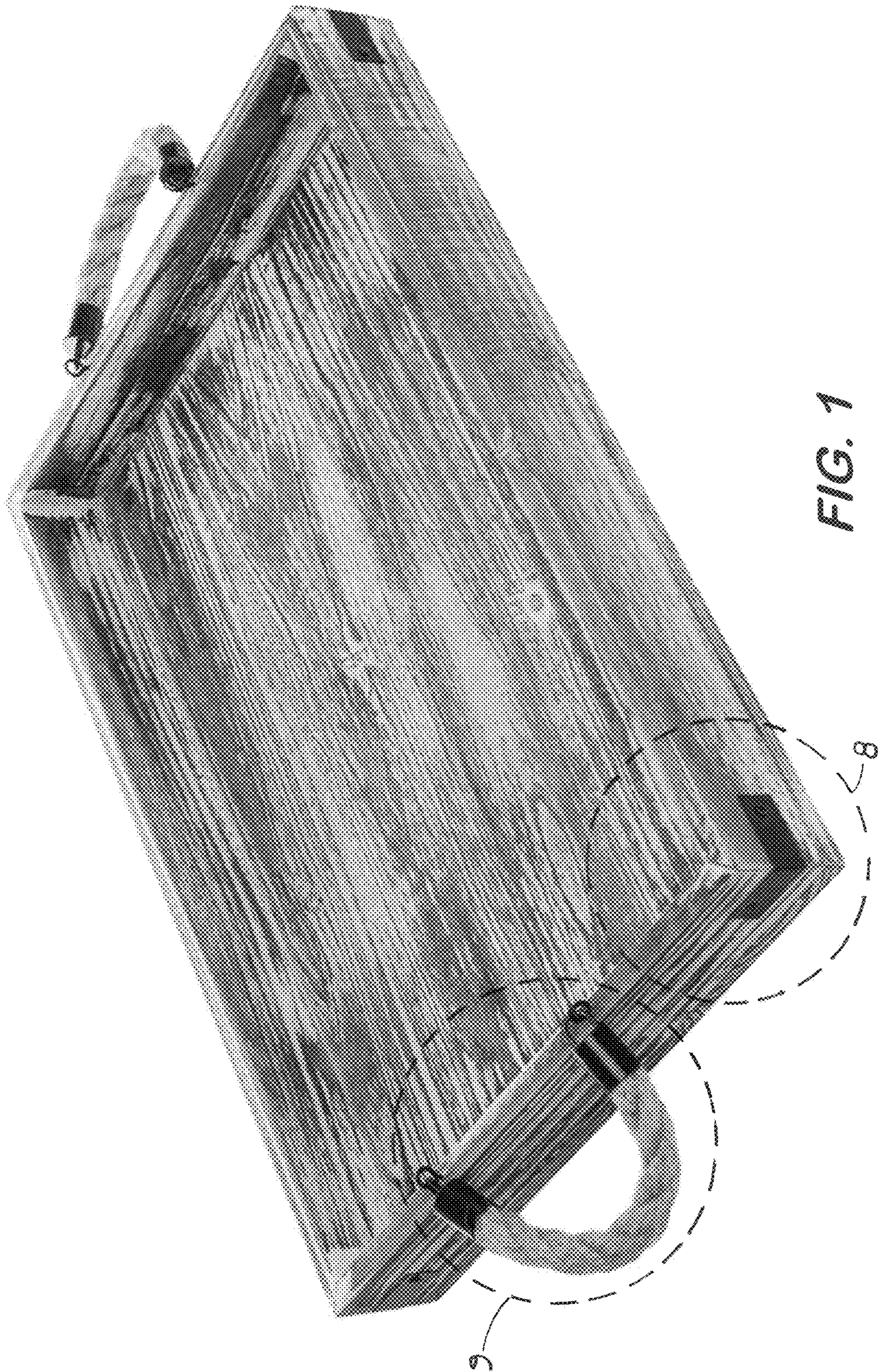


FIG. 1






FIG. 2




FIG. 3






FIG. 4






FIG. 5






FIG. 6





FIG. 7





*FIG. 8*





*FIG. 9*