



US00D877566S

(12) **United States Design Patent** (10) **Patent No.:** **US D877,566 S**
Doliner (45) **Date of Patent:** **** Mar. 10, 2020**

- (54) **BEVERAGE CONTAINER**
- (71) Applicant: **Pacific Market International, LLC**,
Seattle, WA (US)
- (72) Inventor: **Emily Doliner**, San Mateo, CA (US)
- (73) Assignee: **Pacific Market International, LLC**,
Seattle, WA (US)
- (**) Term: **15 Years**
- (21) Appl. No.: **29/650,209**
- (22) Filed: **Jun. 5, 2018**
- (51) **LOC (12) Cl.** **07-01**
- (52) **U.S. Cl.**
USPC **D7/510; D7/511; D7/533; D7/534;**
D7/515
- (58) **Field of Classification Search**
USPC **D7/507, 509, 510, 511, 514, 515, 516,**
D7/519, 523, 533, 534, 535, 536, 608,
D7/300.1, 300.2, 629, 300, 401.1, 392.1,
D7/396.2, 318, 317; D9/500, 501, 502,
D9/503, 504, 435, 436, 509, 516, 544,
D9/439, 454, 559; D24/197; D28/9, 73,
D28/76
CPC **A47G 19/22; A47G 19/2288; A47G**
19/2205; A47G 19/2211; A47G 19/2266;
A47G 19/2272; B65D 47/066; A45F
3/16; A47J 41/02; A47J 41/0088
See application file for complete search history.

- (56) **References Cited**
U.S. PATENT DOCUMENTS
D260,861 S * 9/1981 Han D11/79
D300,520 S * 4/1989 Baird D11/76
D394,824 S * 6/1998 Itzkowitz D11/79
D488,377 S * 4/2004 Shih D9/443
D516,865 S * 3/2006 Davies D7/538

- D575,580 S * 8/2008 Germany D7/392.1
- D585,196 S * 1/2009 Bundrick D3/318
- D587,875 S * 3/2009 Hodge D34/10
- D601,919 S * 10/2009 Naifeh D11/91
- D613,110 S * 4/2010 Lane D7/392.1
- D625,560 S * 10/2010 Olson D7/300.1
- D627,227 S * 11/2010 Andis D7/510
- D639,177 S * 6/2011 Pape D9/443
- D653,081 S * 1/2012 George D7/316
- D736,038 S * 8/2015 Kilduff D7/615
- D767,336 S * 9/2016 Waggoner D7/507
- D773,809 S * 12/2016 Lieser D3/232
- D809,856 S * 2/2018 Winn D7/392.1
- D809,920 S * 2/2018 Maple D9/443

* cited by examiner

Primary Examiner — Marianne N Pandozzi
Assistant Examiner — Jae Liang
(74) *Attorney, Agent, or Firm* — Davis Wright Tremaine
LLP; George C. Rondeau, Jr.

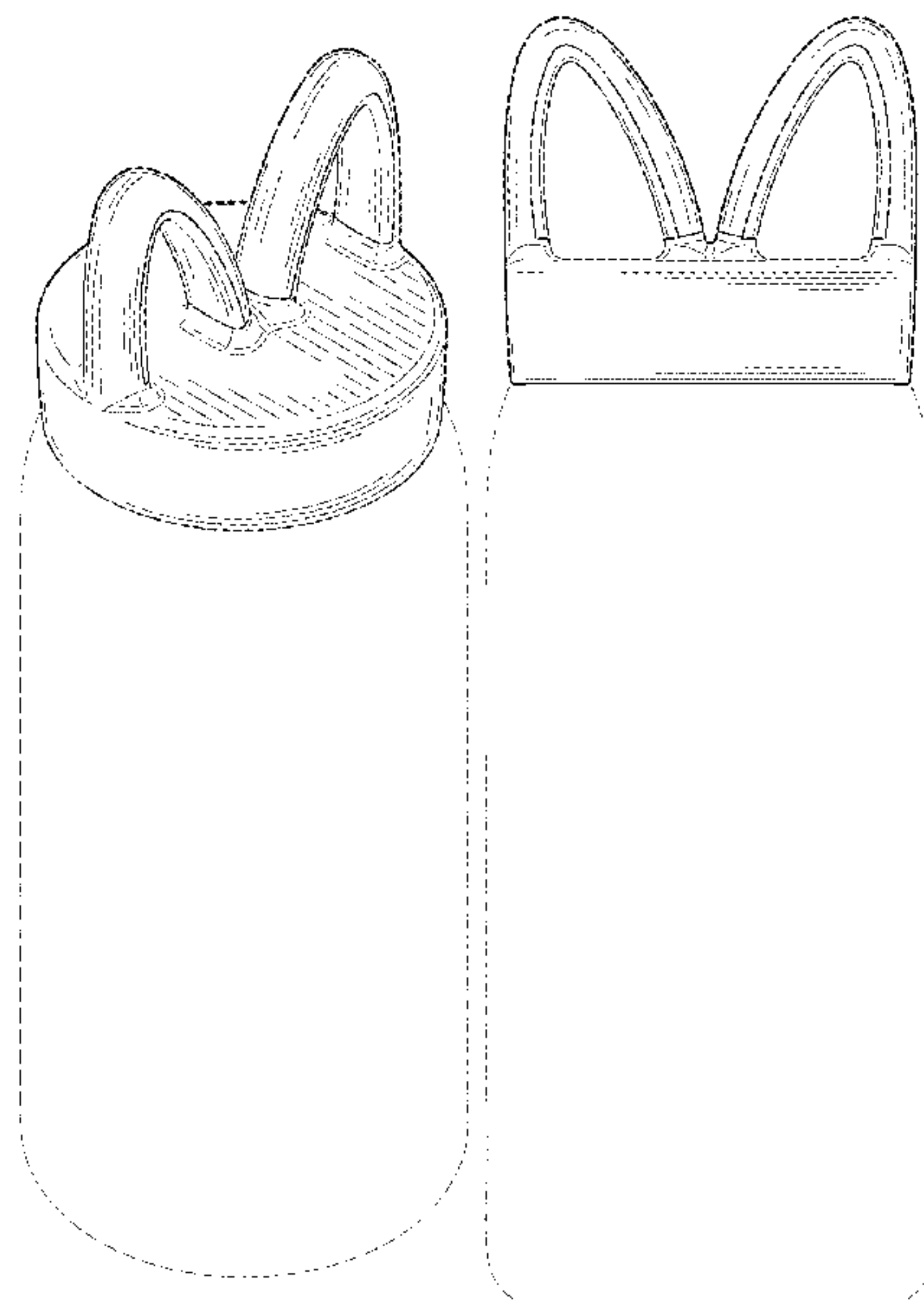
(57) **CLAIM**

The ornamental design for a beverage container, as shown and described.

DESCRIPTION

FIG. 1 is a top perspective view of a beverage container showing my new design;
FIG. 2 is a bottom perspective view thereof;
FIG. 3 is a front elevational view thereof;
FIG. 4 is a right side elevational view thereof;
FIG. 5 is a rear elevational view thereof;
FIG. 6 is a left side elevational view thereof;
FIG. 7 is a top plan view thereof; and,
FIG. 8 is a bottom view thereof.
The broken lines in the drawing views represent unclaimed portions of a beverage container which are included for the purpose of illustrating unclaimed environment only, and form no part of the claimed design.

1 Claim, 7 Drawing Sheets



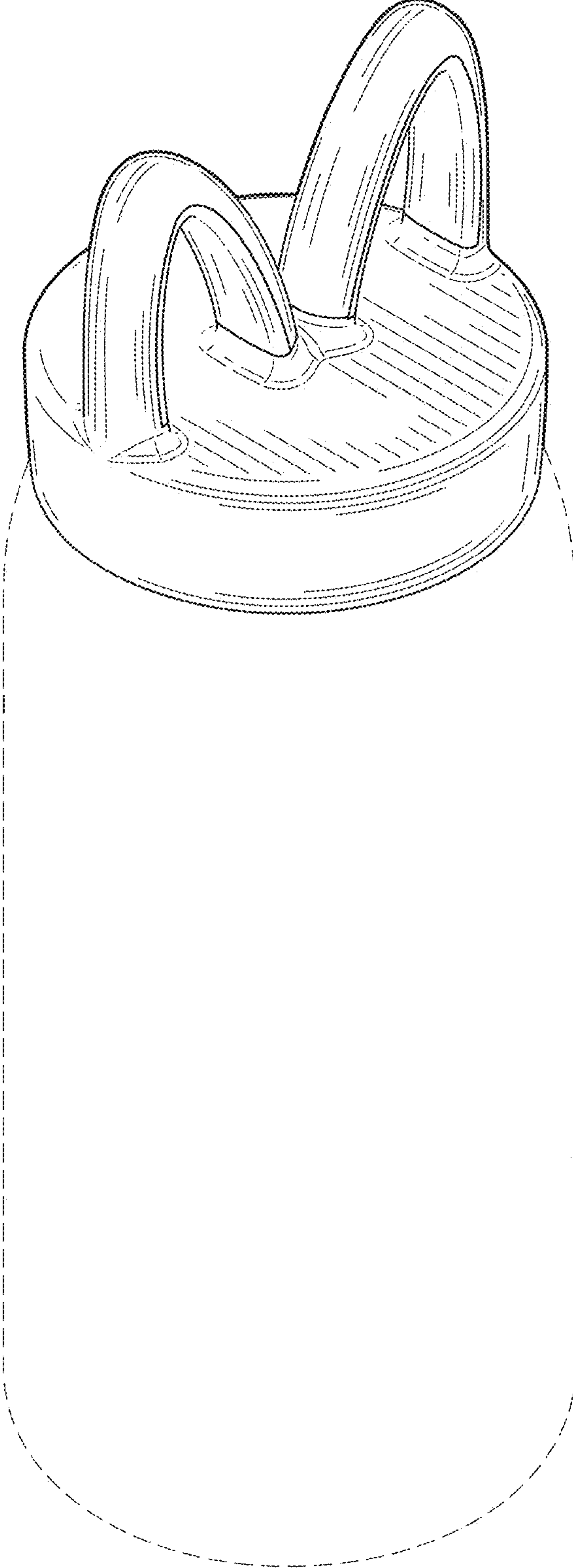


FIG. 1




FIG. 2




FIG. 3




FIG. 4




FIG. 5




FIG. 6

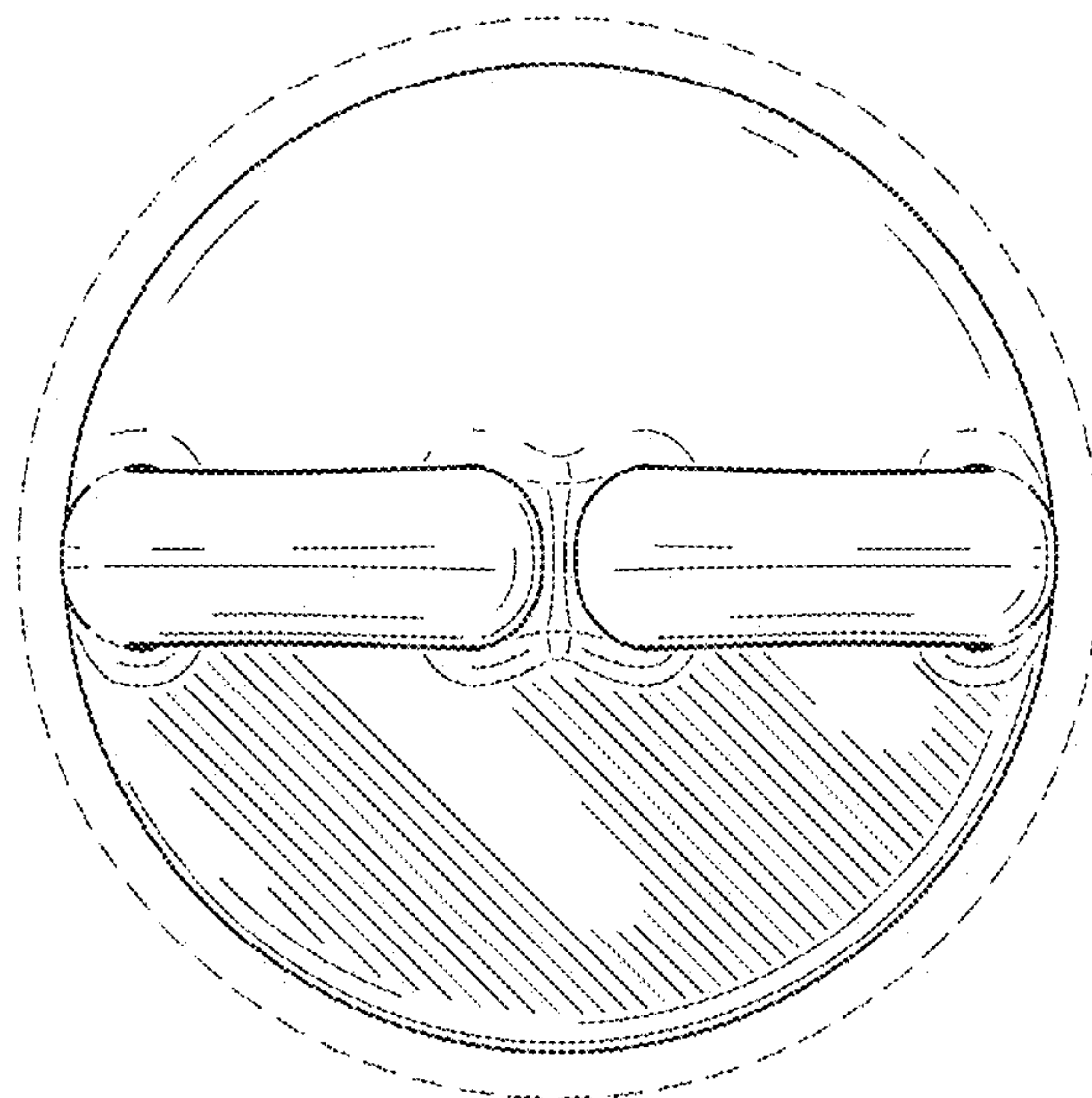


FIG. 7

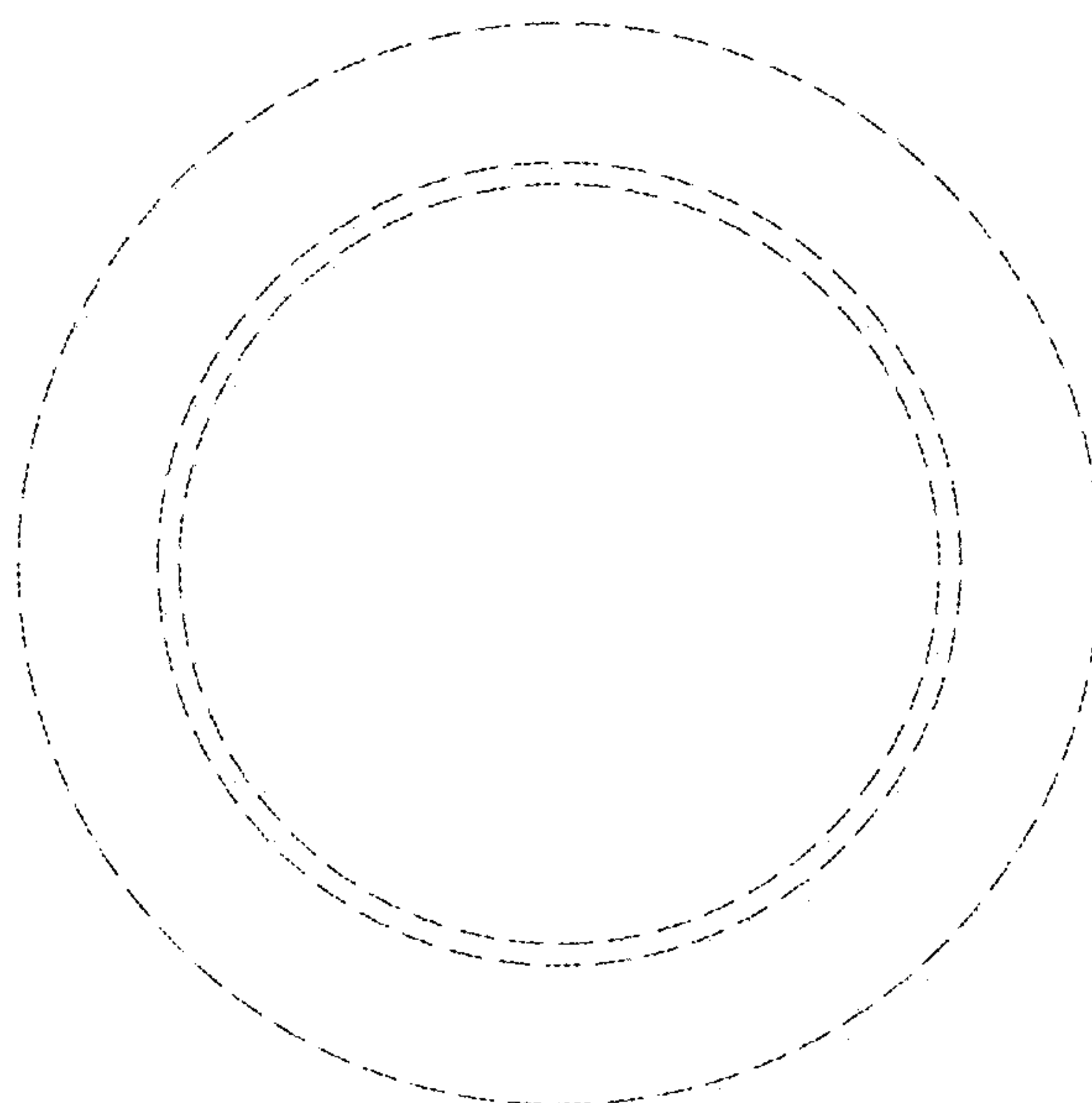


FIG. 8