



US00D877556S

(12) **United States Design Patent**
Saad

(10) **Patent No.:** **US D877,556 S**
(45) **Date of Patent:** **** Mar. 10, 2020**

- (54) **PIZZA TRAY**
- (71) Applicant: **Joseph Hanna Saad**, Halifax (CA)
- (72) Inventor: **Joseph Hanna Saad**, Halifax (CA)
- (73) Assignee: **Joseph Hanna Saad**, Halifax (CA)
- (**) Term: **15 Years**
- (21) Appl. No.: **29/659,229**
- (22) Filed: **Aug. 7, 2018**
- (51) **LOC (12) Cl.** **07-02**
- (52) **U.S. Cl.**
USPC **D7/359; D7/354**
- (58) **Field of Classification Search**
USPC D6/403; D7/323, 332, 335-337,
D7/354-355, 359-364, 387-388, 391,
D7/402, 407-409
CPC A21B 2/00; A21B 3/00; A21B 3/13; A21B
3/15; A21B 5/00; A21B 5/02; A23N
12/06; A23N 12/08; A23N 12/10; A47J
37/00; A47J 37/01; A47J 37/04; A47J
37/041; A47J 37/042; A47J 37/06; A47J
37/067; A47J 37/0688; A47J 37/0694;
A47J 37/07; A47J 37/0704; A47J 37/10;
A47J 37/13; A47J 37/101; A47J 47/20;
A47J 2037/00; A47J 2037/06; A47J
2037/0611; A47J 2037/07; A47J
2037/0786; A47J 2037/0795; B65D
81/3446; F24C 15/10; F24C 15/12; F24C
15/14; F24C 15/16; F24C 15/164; F24C
15/18
See application file for complete search history.

- 2,643,024 A * 6/1953 Cronheim A47J 37/101
220/367.1
- 4,065,583 A * 12/1977 Ahlgren A21B 3/13
426/243
- 4,927,991 A * 5/1990 Wendt B65D 81/3446
219/728
- D374,148 S * 10/1996 Woodward D7/354
- D505,564 S * 5/2005 Wagner D6/403
- D578,336 S * 10/2008 Kim D7/354
- D754,469 S * 4/2016 Deters D7/354
- D802,355 S * 11/2017 Mishan D7/359
- D858,192 S * 9/2019 Lo D7/409
- 2008/0272124 A1* 11/2008 Shamoon A47J 37/101
220/370
- 2015/0272386 A1* 10/2015 Saunders A47J 37/01
426/496

* cited by examiner

Primary Examiner — Ricky Pham

(74) *Attorney, Agent, or Firm* — Brouillette Legal Inc.;
Robert Brouillette

(57) **CLAIM**

The ornamental design for a pizza tray, as shown.

DESCRIPTION

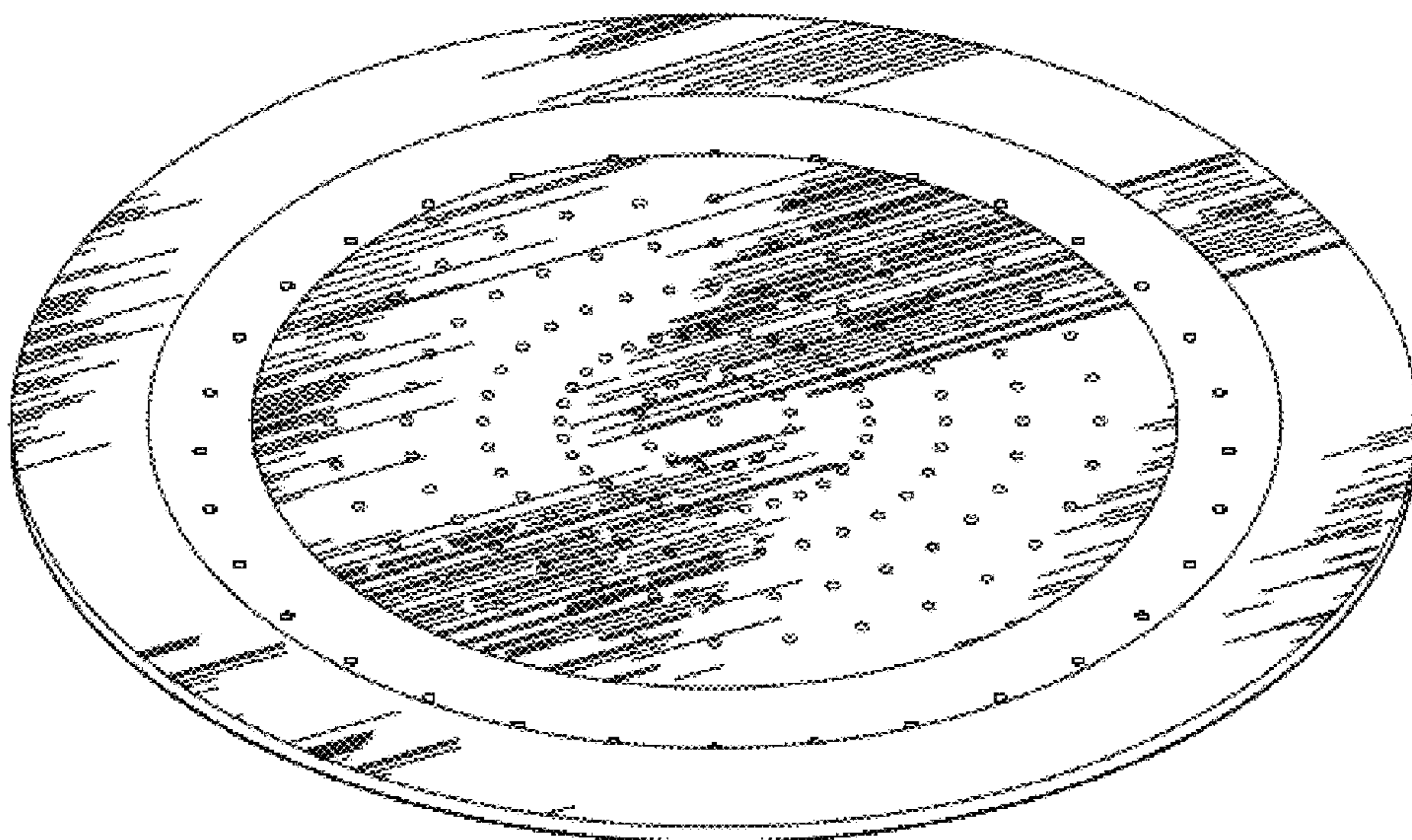
FIG. 1 is a top plan view of the pizza tray;
 FIG. 2 is a bottom plan view of the pizza tray;
 FIG. 3 is a front elevational view of the pizza tray, the rear
 elevational view being a mirror image thereof; FIG. 3 is also
 a left side elevational view of the pizza tray, the right side
 elevational view being a mirror image thereof;
 FIG. 4 is a front, top, right sectional perspective view of the
 pizza tray;
 FIG. 5 is a cross-section view of taken along the front face
 of FIG. 4;
 FIG. 6 is a front, bottom, right sectional perspective view of
 the pizza tray; and,
 FIG. 7 is a front, top perspective view of the pizza tray.

1 Claim, 7 Drawing Sheets

(56) **References Cited**

U.S. PATENT DOCUMENTS

- 1,200,741 A * 10/1916 Lindgren A47J 37/067
99/450
- 2,145,263 A * 1/1939 Huntzinger A47J 37/06
126/369



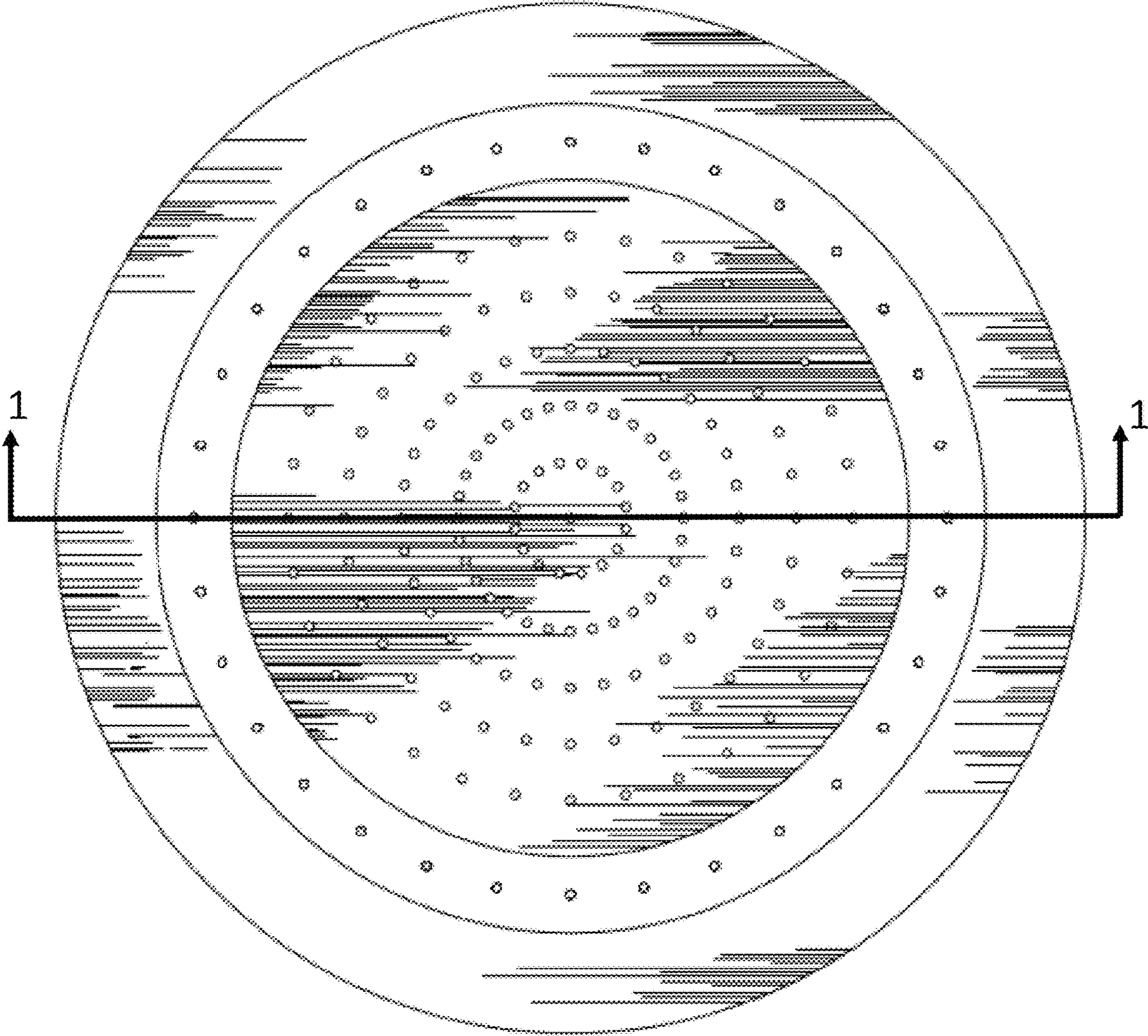


FIG. 1

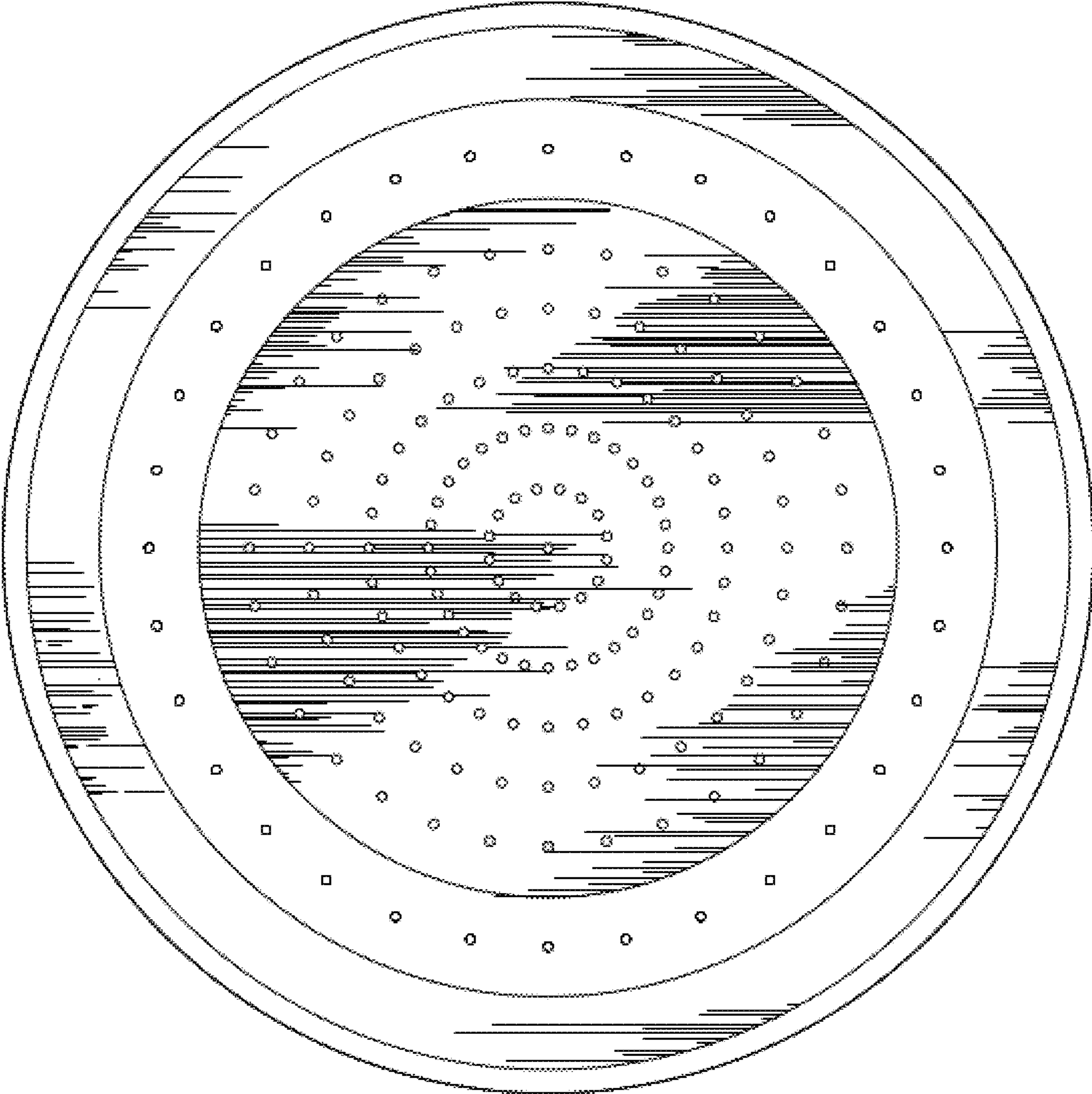


FIG. 2


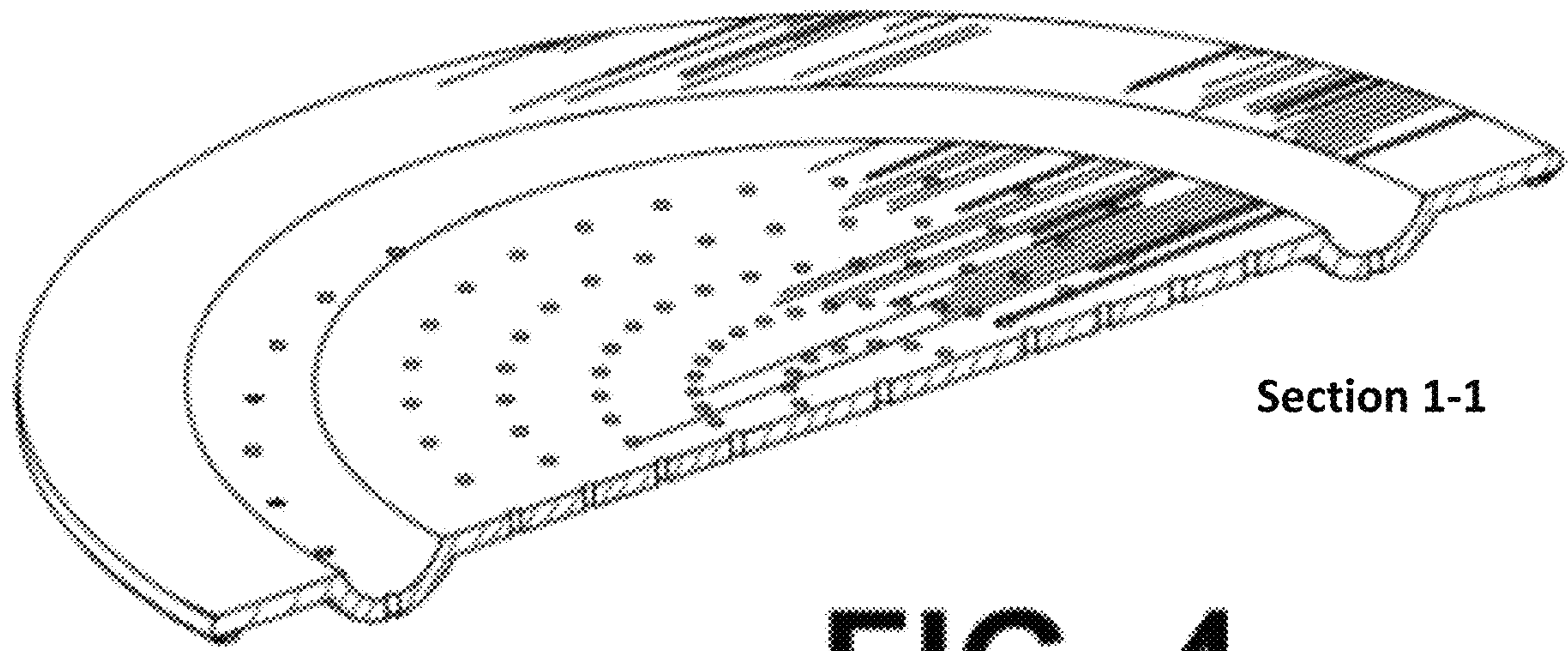


FIG. 3



Section 1-1

FIG. 4



FIG. 5

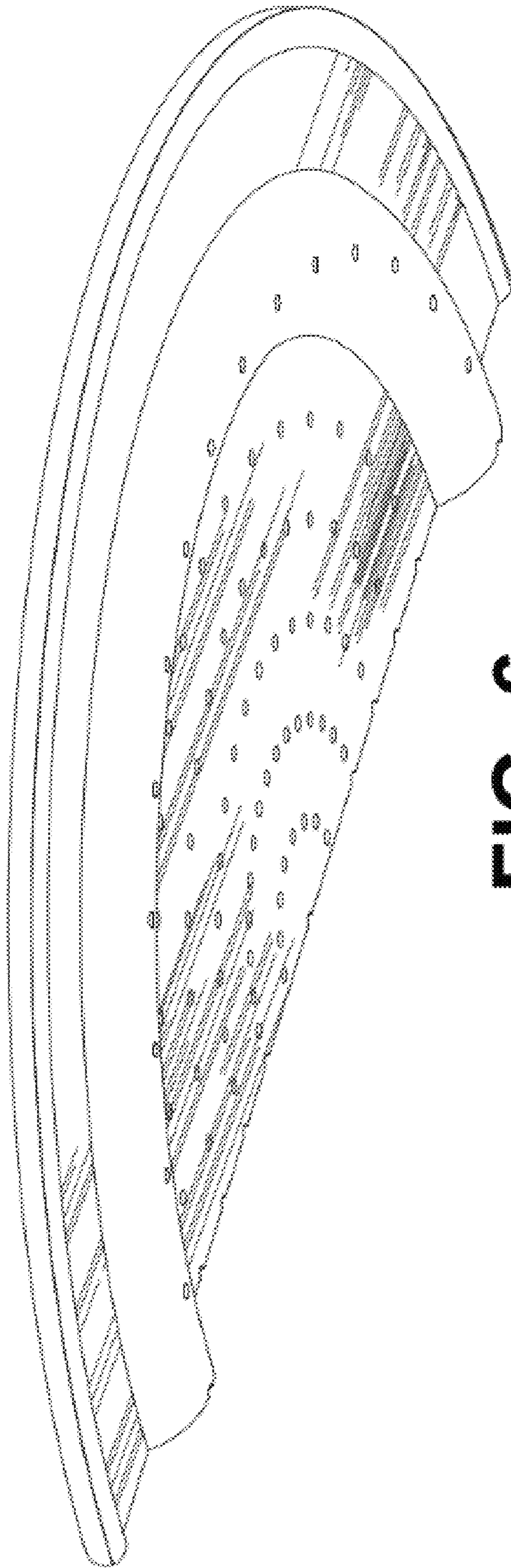


FIG. 6

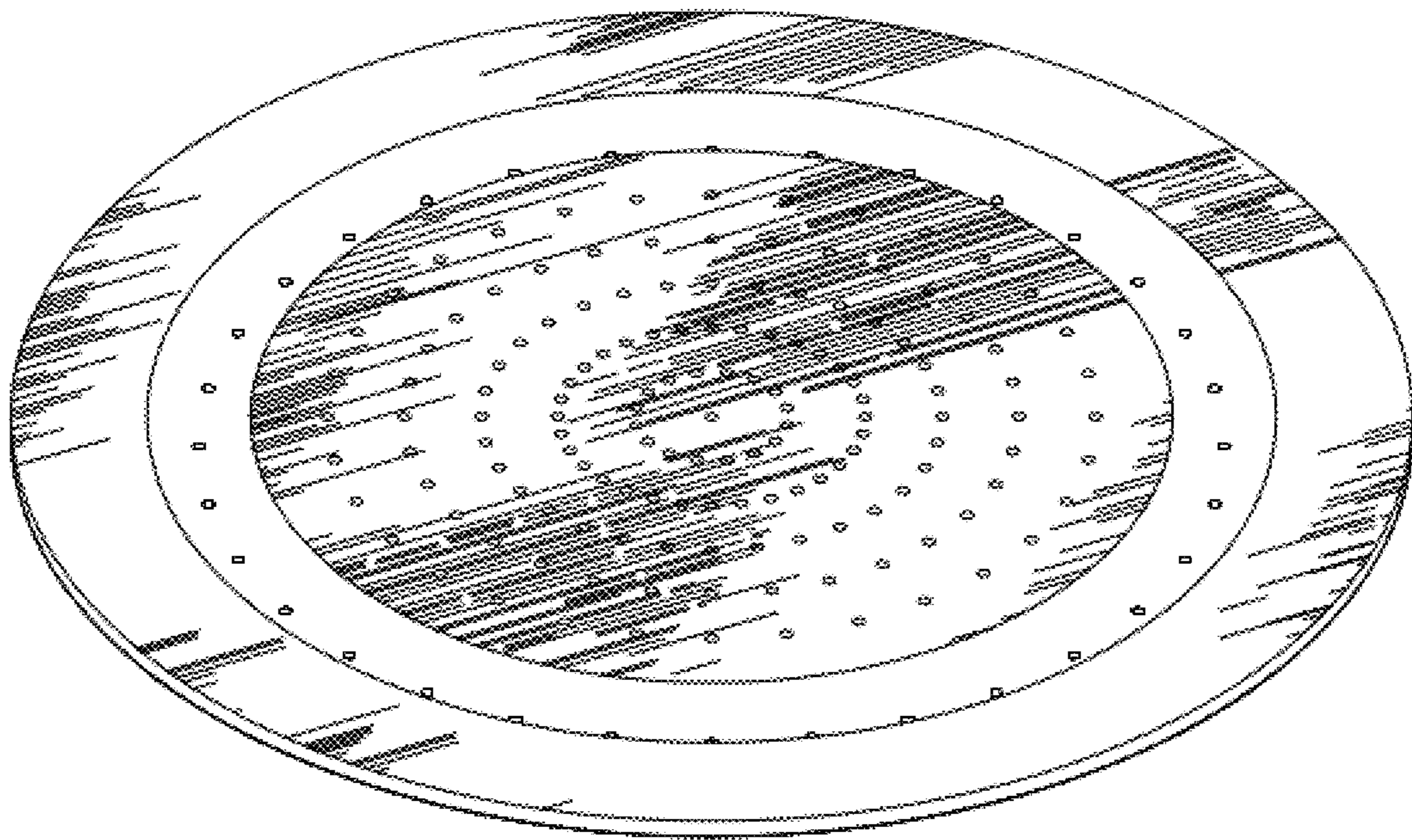


FIG. 7