



US00D877530S

(12) **United States Design Patent**  
**Sperry**

(10) **Patent No.:** **US D877,530 S**

(45) **Date of Patent:** **\*\* Mar. 10, 2020**

(54) **IN-WALL TOILET PAPER CONTAINER AND DISPENSER**

(71) Applicant: **Robert Sperry**, Maricopa, AZ (US)

(72) Inventor: **Robert Sperry**, Maricopa, AZ (US)

(\*\*) Term: **15 Years**

(21) Appl. No.: **29/635,446**

(22) Filed: **Jan. 31, 2018**

(51) **LOC (12) Cl.** ..... **20-02**

(52) **U.S. Cl.**

USPC ..... **D6/520**

(58) **Field of Classification Search**

USPC ..... D6/523, 546–550, 518–522; D8/300,  
D8/303, 315, 321; 16/110.1, 412, 415;  
108/28–29; 211/13.1, 16, 60.1, 100,  
211/86.01, 87.01, 88.1, 88.4, 105.1,  
211/105.2, 123, 182, 181.1; 242/570,  
242/290, 595–598; 248/175, 176.1, 251,  
248/302, 309.1

CPC ..... A45F 2005/025; A45F 2005/027; A47K  
2010/3253; A47K 10/22; A47K 10/3836;  
A47K 10/16; A47K 10/3818; A47K  
2010/3233; B60R 7/084

See application file for complete search history.

(56) **References Cited**

**U.S. PATENT DOCUMENTS**

- 2,299,027 A \* 10/1942 Novak ..... B65D 5/725  
206/738
- D249,764 S \* 10/1978 Burklacich ..... D6/517
- D258,777 S \* 4/1981 Kailey ..... D3/24
- D263,354 S \* 3/1982 Jones ..... D6/515
- D302,504 S \* 8/1989 Levy ..... D6/520
- D306,104 S \* 2/1990 Merdic ..... D6/523
- D381,850 S \* 8/1997 Alig ..... D6/517
- 5,855,422 A \* 1/1999 Naef ..... A47F 1/08  
211/59.2

- 5,868,335 A \* 2/1999 Lebrun ..... A47K 10/38  
242/560.3
- D407,588 S \* 4/1999 Padilla ..... D6/520
- 6,302,350 B1 \* 10/2001 Burrell ..... A47K 10/38  
242/560
- 6,406,107 B1 \* 6/2002 Franczak ..... A47F 1/08  
211/49.1
- D475,227 S \* 6/2003 Clarke ..... D6/520
- D482,914 S \* 12/2003 Prasad ..... D6/515

(Continued)

*Primary Examiner* — Nathan M Johnston

(74) *Attorney, Agent, or Firm* — Keith L. Jenkins,  
Registered Patent Attorney, LLC; Keith L. Jenkins

(57) **CLAIM**

I claim my ornamental design for my in-wall toilet paper container and dispenser, as shown.

**DESCRIPTION**

FIG. 1 is a front elevation view of the first embodiment of an in-wall toilet paper container and dispenser with no top door showing my new design.

FIG. 2 is a side elevation view thereof.

FIG. 3 is a side elevation view of the second embodiment in-wall toilet paper container and dispenser with a top door in the open position.

FIG. 4 is a side elevation thereof with a top door in the closed position.

FIG. 5 is a front elevation view thereof.

FIG. 6 is a rear elevation view thereof.

FIG. 7 is a front elevation view thereof.

FIG. 8 is a side elevation view thereof.

FIG. 9 is a top-front perspective view thereof.

FIG. 10 is a top plan view thereof.

FIG. 11 is a bottom plan view thereof.

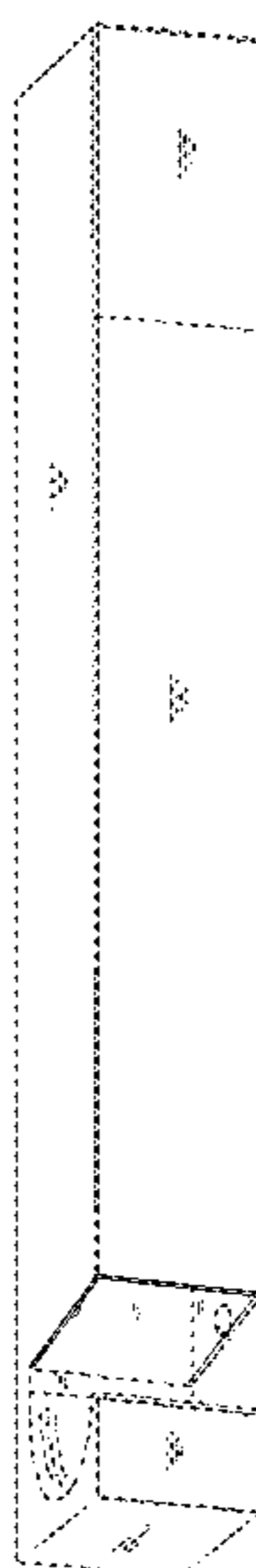
FIG. 12 is a bottom-front perspective view thereof.

FIG. 13 is a top-front perspective view thereof; and,

FIG. 14 is a detail of the front elevation view of FIG. 1.

The broken lines are shown for environmental purposes only and form no part of the claimed design.

**1 Claim, 7 Drawing Sheets**



(56)

**References Cited**

U.S. PATENT DOCUMENTS

D502,621	S	*	3/2005	Ho	.....	D6/515
D511,429	S	*	11/2005	Lor	.....	D6/520
D543,400	S	*	5/2007	Ho	.....	D6/515
D546,605	S	*	7/2007	Wolfson	.....	D6/520
D547,984	S	*	8/2007	Wolfson	.....	D6/520
D551,000	S	*	9/2007	Romano	.....	D6/520
D553,403	S	*	10/2007	Williams	.....	D6/520
D563,129	S	*	3/2008	Wolfson	.....	D6/520
D572,955	S	*	7/2008	Barcena Zafra	.....	D6/515
D576,434	S	*	9/2008	Wolfson	.....	D6/520
D727,056	S	*	4/2015	Frankel	.....	D6/518
2012/0325840	A1	*	12/2012	Restaino	.....	B65D 83/0858 221/279

\* cited by examiner




FIG. 1

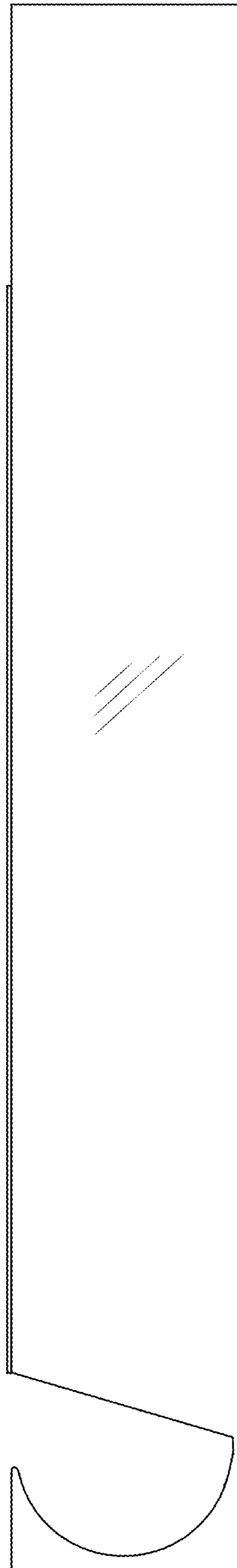



FIG. 2

100 




FIG. 3




FIG. 4




FIG. 5




FIG. 6




FIG. 7




FIG. 8

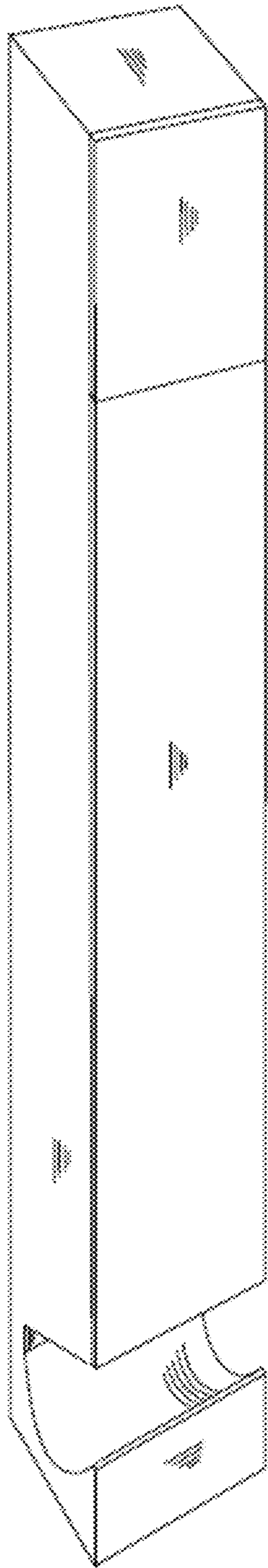


FIG. 9

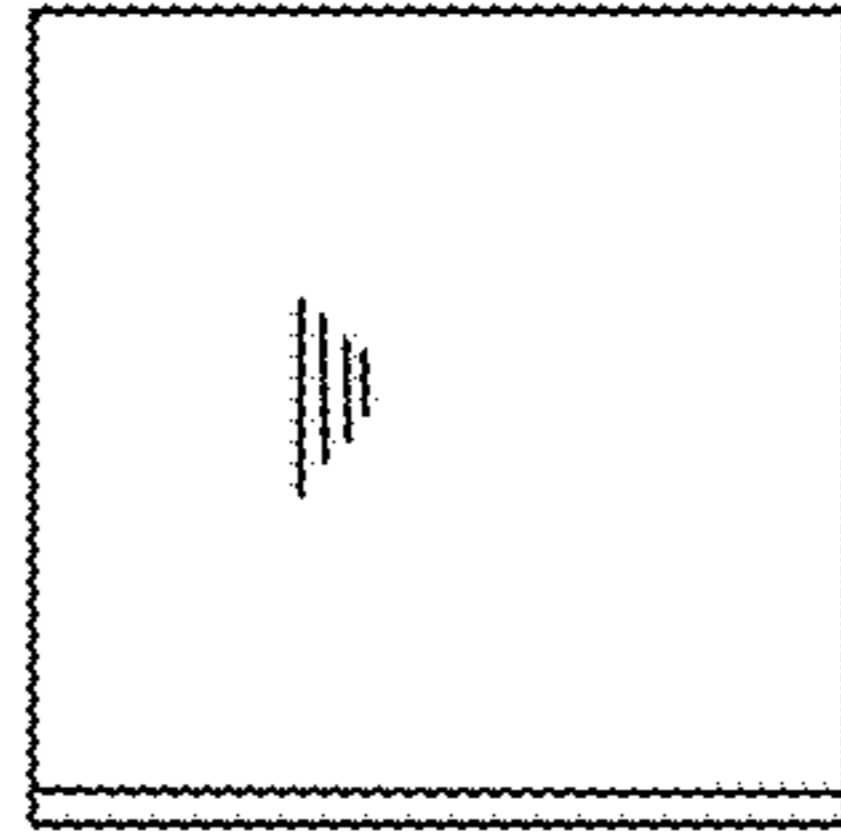


FIG. 10

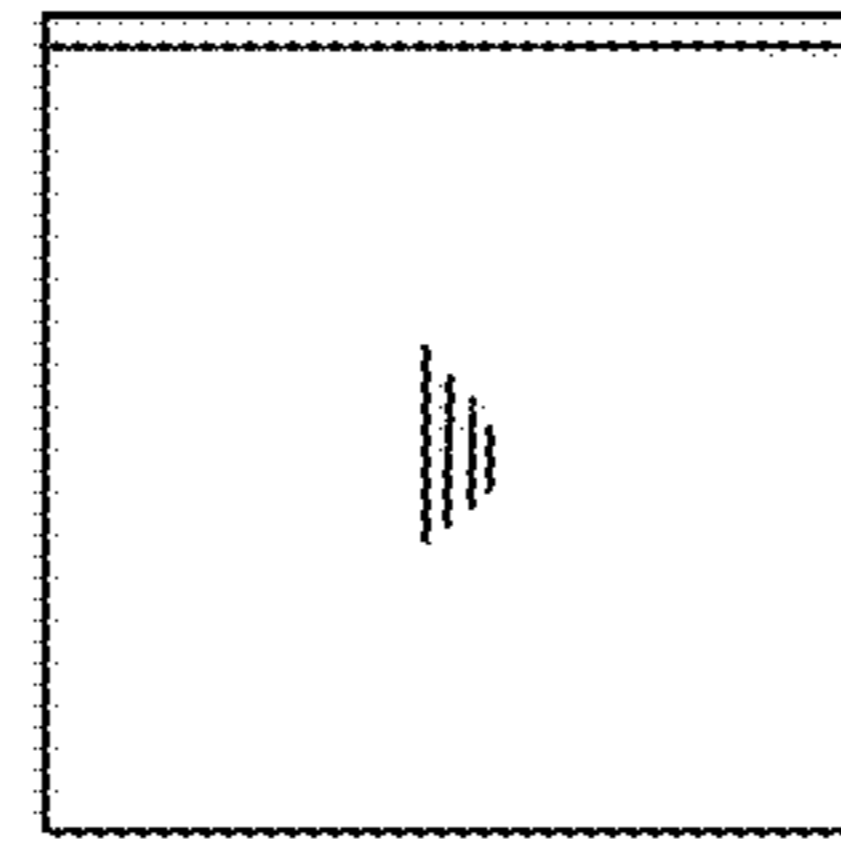


FIG. 11

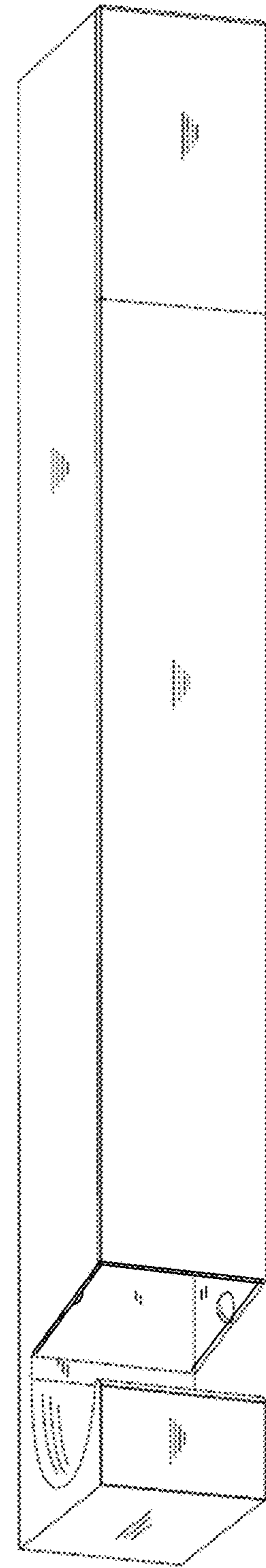


FIG. 12

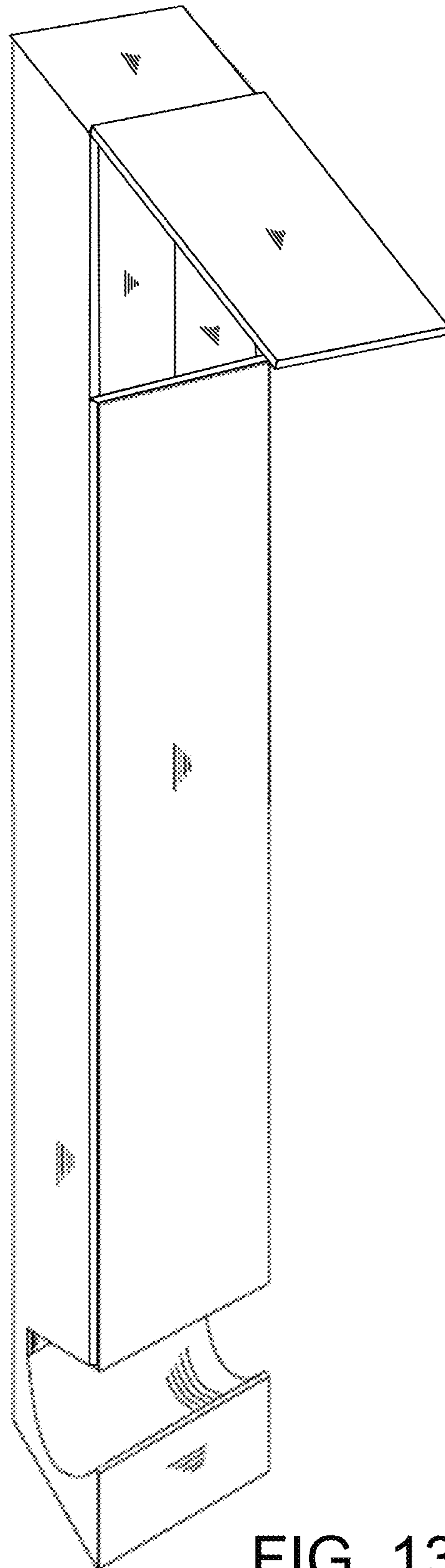


FIG. 13



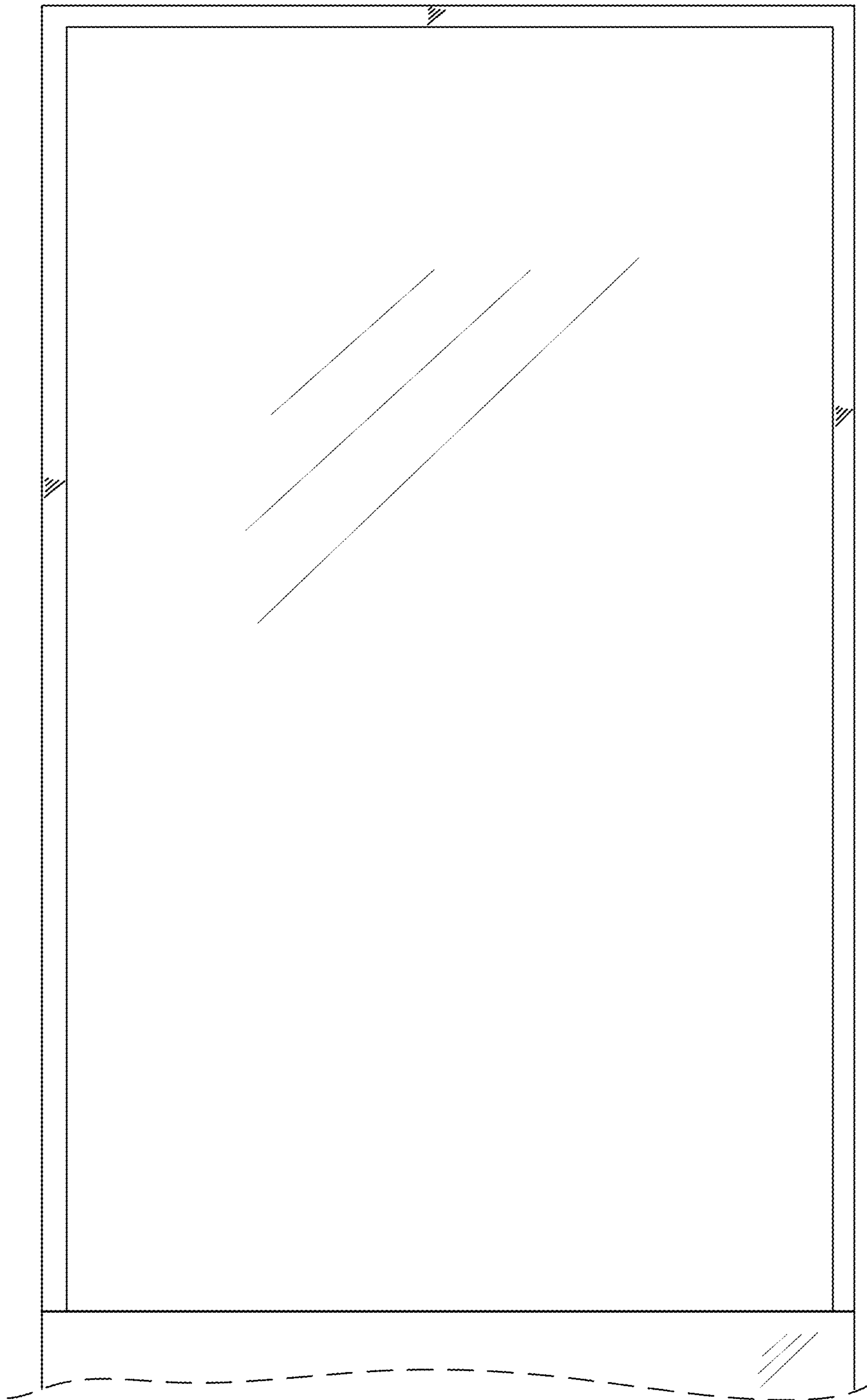


FIG. 14