



US00D877511S

(12) **United States Design Patent**  
**Chiang**

(10) **Patent No.:** **US D877,511 S**

(45) **Date of Patent:** **\*\* Mar. 10, 2020**

(54) **CADDY**

(71) Applicant: **MyGift Enterprise, LLC**, Woodinville,  
WA (US)

(72) Inventor: **Cliff Chiang**, Woodinville, WA (US)

(\*\*) Term: **15 Years**

(21) Appl. No.: **29/638,875**

(22) Filed: **Mar. 1, 2018**

(51) **LOC (12) Cl.** ..... **03-01**

(52) **U.S. Cl.**  
USPC ..... **D3/304**

(58) **Field of Classification Search**  
USPC ..... D6/408, 509-511, 566-567, 574, 672,  
D6/675, 675.5, 682, 682.2, 682.4,  
D6/683-683.1; D3/304, 314, 315  
CPC .. A47F 7/00; B65D 1/00; B65D 11/00; B65D  
8/00

See application file for complete search history.

(56) **References Cited**

**U.S. PATENT DOCUMENTS**

D167,458 S \* 8/1952 Gulotta ..... D19/90  
D171,441 S \* 2/1954 Cornick ..... D6/683.1

D324,144 S \* 2/1992 Watrous ..... D10/2  
D370,141 S \* 5/1996 Kelly ..... D6/683.1  
D453,275 S \* 2/2002 Stravitz ..... D6/570  
D479,660 S \* 9/2003 Vinson ..... D6/300  
D703,470 S \* 4/2014 McDonough ..... D6/676.3  
D825,922 S \* 8/2018 He ..... D3/304

\* cited by examiner

*Primary Examiner* — Kelley A Donnelly

(74) *Attorney, Agent, or Firm* — Dean Craine; Marisa  
Whitaker

(57) **CLAIM**

The ornamental design for a caddy, as shown and described.

**DESCRIPTION**

FIG. 1 is a front perspective view of a caddy.

FIG. 2 is a back elevational view thereof.

FIG. 3 is a bottom plan view thereof.


FIG. 4 is a front elevational view thereof.

FIG. 5 is a left side elevational view thereof.

FIG. 6 is a right elevational view thereof; and,

FIG. 7 is a top plan view thereof.

**1 Claim, 7 Drawing Sheets**






FIG. 1




FIG. 2




FIG. 3


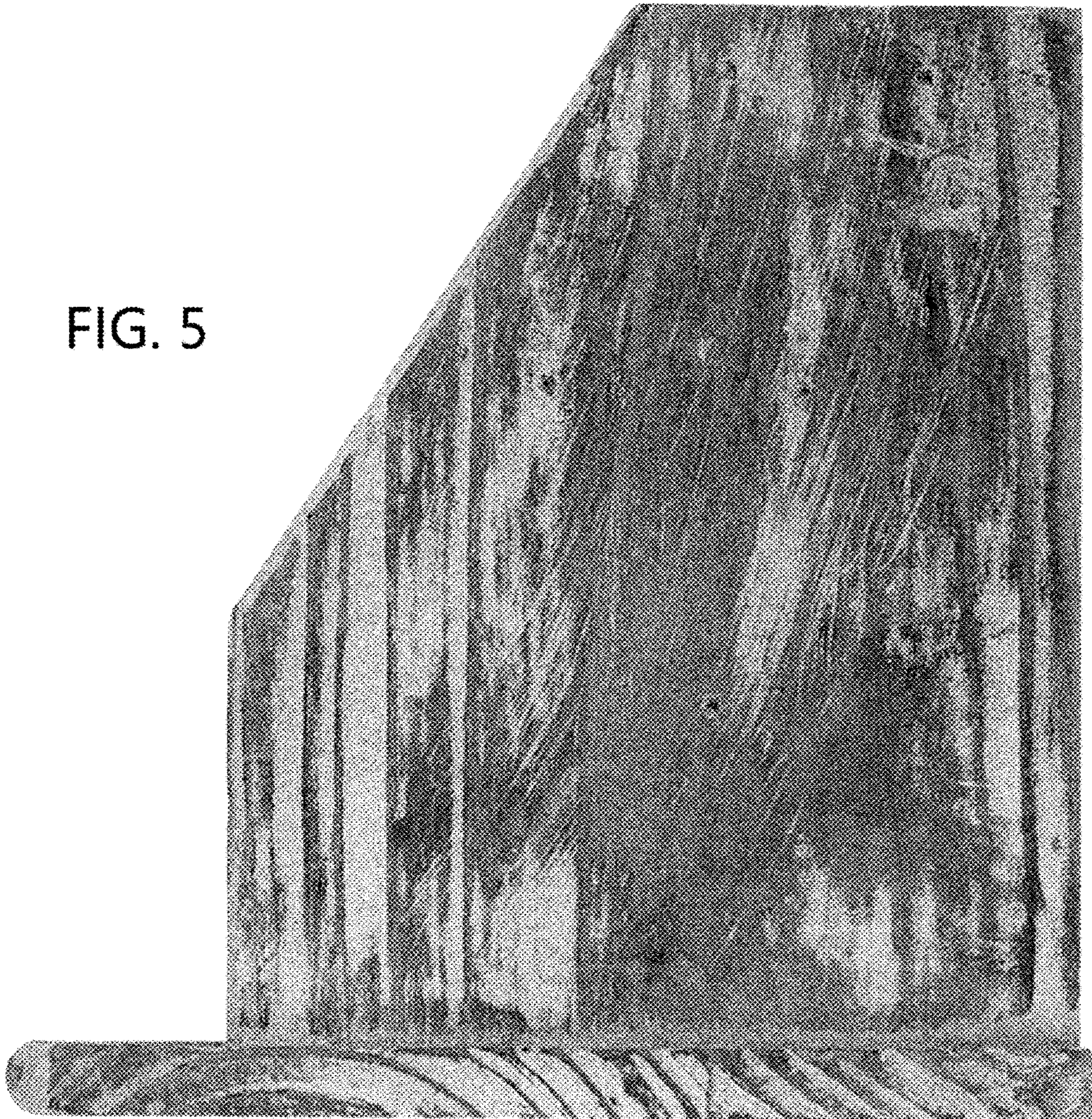


FIG. 4

FIG. 5






FIG. 6




FIG. 7