

US00D877480S

(12) **United States Design Patent**
Martin

(10) **Patent No.:** **US D877,480 S**

(45) **Date of Patent:** **** Mar. 10, 2020**

(54) **SHOE**

(71) Applicant: **NIKE, Inc.**, Beaverton, OR (US)

(72) Inventor: **Angela N. Martin**, Lake Oswego, OR (US)

(73) Assignee: **NIKE, Inc.**, Beaverton, OR (US)

(**) Term: **15 Years**

(21) Appl. No.: **29/686,679**

(22) Filed: **Apr. 5, 2019**

(51) **LOC (12) Cl.** **02-04**

(52) **U.S. Cl.**
USPC **D2/972**

(58) **Field of Classification Search**
USPC D2/896, 897, 902, 904, 906–908, 946,
D2/969, 972–974; D5/47, 49, 50, 53, 54,
D5/56, 60
CPC ... A43B 13/181; A43B 13/141; A43B 13/186;
A43B 13/188; A43B 23/00; A43B 23/02;
A43B 5/00; A43B 23/26; A43B 1/04;
A43B 11/14; A43B 7/00; A43B 3/12;
A43C 3/00; A43C 5/00; A43C 7/00;
A43C 11/004

See application file for complete search history.

(56) **References Cited**

U.S. PATENT DOCUMENTS

D331,312 S	12/1992	Close	
D338,097 S	8/1993	Tonkel	
D380,081 S	6/1997	Gerber	
D380,291 S	7/1997	Morris	
D383,298 S *	9/1997	Yun	D2/972
D383,595 S	9/1997	Morris	
D385,395 S	10/1997	Morris	
D385,400 S	10/1997	Cooper	
D391,069 S	2/1998	Teague	
D402,103 S	12/1998	Hardy et al.	

D433,788 S	11/2000	Ragland	
D449,925 S *	11/2001	Teague	D2/972
D467,719 S *	12/2002	Blakeslee	D2/972
D495,126 S	8/2004	Patt	
D548,446 S *	8/2007	Petrie	D2/972
D549,441 S *	8/2007	Chang	D2/972
D595,494 S	7/2009	Lane, III	
D595,948 S	7/2009	Bacon	
D612,145 S	3/2010	Bosomworth	
D622,056 S	8/2010	Fuhrer	
D629,190 S *	12/2010	Bosomworth	D2/972
D629,599 S	12/2010	Bosomworth	
D641,966 S *	7/2011	Fuhrer	D2/972
D676,642 S	2/2013	Rasmussen	
D684,352 S	6/2013	Dolce	
D725,886 S *	4/2015	Grenet	D2/972
D725,887 S *	4/2015	Bosomworth	D2/972

(Continued)

OTHER PUBLICATIONS

Nike Footwear Catalog, 2004 Spring Footwear, p. 33, published Jun. 2003, NIKE, Inc., USA.

(Continued)

Primary Examiner — Dominic V Simone
(74) *Attorney, Agent, or Firm* — Banner & Witcoff, Ltd.

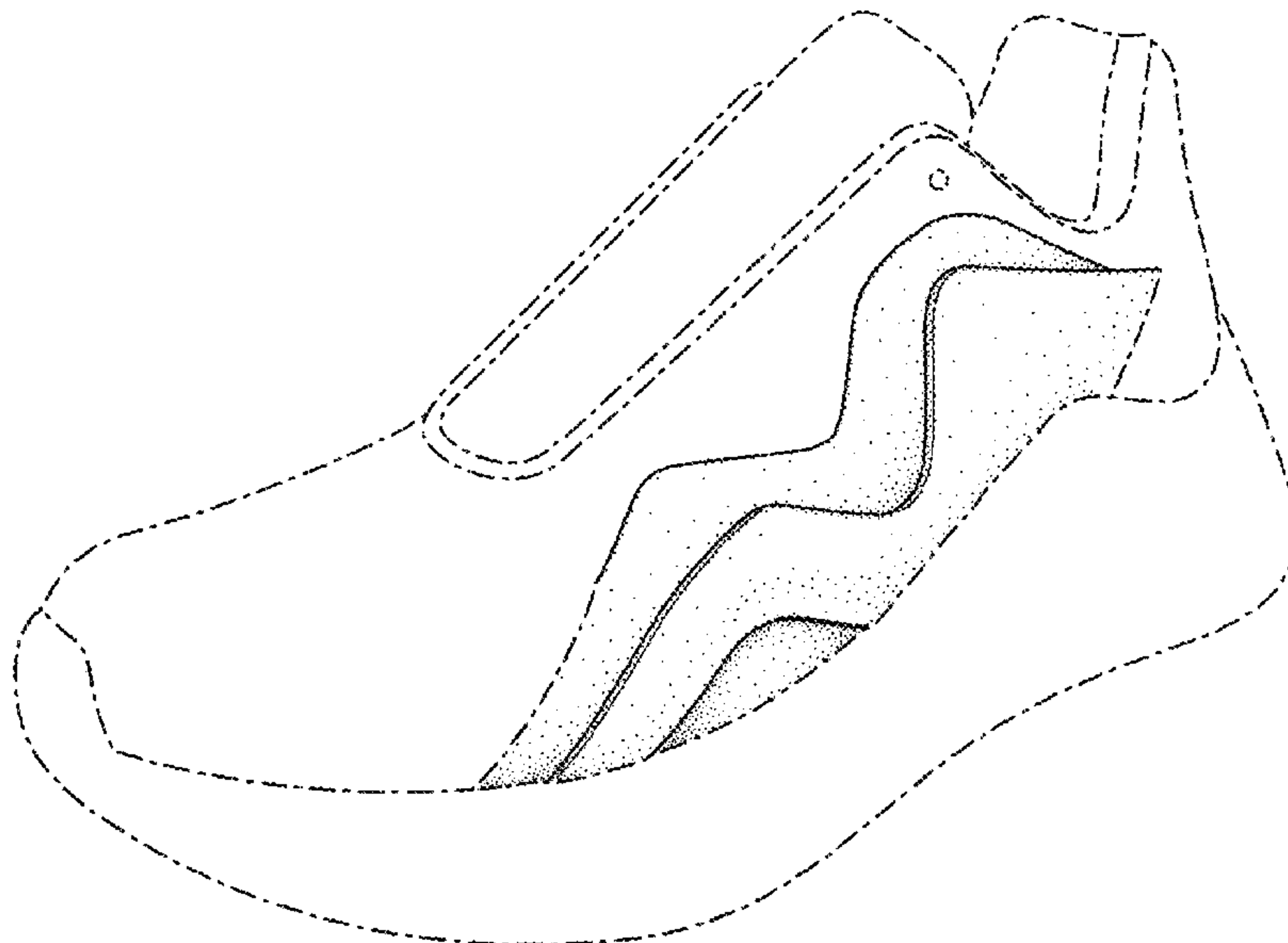
(57) **CLAIM**

The ornamental design for a shoe, as shown and described.

DESCRIPTION

FIG. 1 is a front perspective view of a shoe showing my new design;
FIG. 2 is a side view thereof; and,
FIG. 3 is a rear perspective view thereof.
The broken lines immediately adjacent to the shaded area define the bounds of the claimed design and form no part thereof. The broken lines depicting the remainder of the shoe show features that form no part of the claimed design.

1 Claim, 3 Drawing Sheets



(56)

References Cited

U.S. PATENT DOCUMENTS

D745,772 S	*	12/2015	Woodman	D2/972
D765,964 S		9/2016	Fallon et al.	
D770,751 S	*	11/2016	Anceresi	D2/972
D790,199 S	*	6/2017	Hatfield	D2/972
D793,700 S	*	8/2017	Nethongkome	D2/972
D798,574 S		10/2017	James	
D801,033 S	*	10/2017	Lee	D2/972
D804,801 S	*	12/2017	Ford	D2/972
D804,804 S	*	12/2017	Popovic	D2/972
D807,626 S		1/2018	Shyllon	
D813,517 S		3/2018	Fallon et al.	
D817,622 S	*	5/2018	Sokol	D2/972
D840,656 S	*	2/2019	Hatfield	D2/969
D846,862 S		4/2019	Anceresi	
D851,900 S	*	6/2019	Small	D2/972

OTHER PUBLICATIONS

Nike Footwear Catalog, 2010 Fall Core Footwear, p. 11, published Nov. 2009, NIKE, Inc., USA.

Nike Footwear Catalog, 2012 Fall Womens Performance Footwear, p. 49, published Nov. 2011, NIKE, Inc., USA.

Nike Footwear Catalog, 2017 Spring General Footwear Footwear NA, p. 5, published May 2016, NIKE, Inc., USA.

* cited by examiner

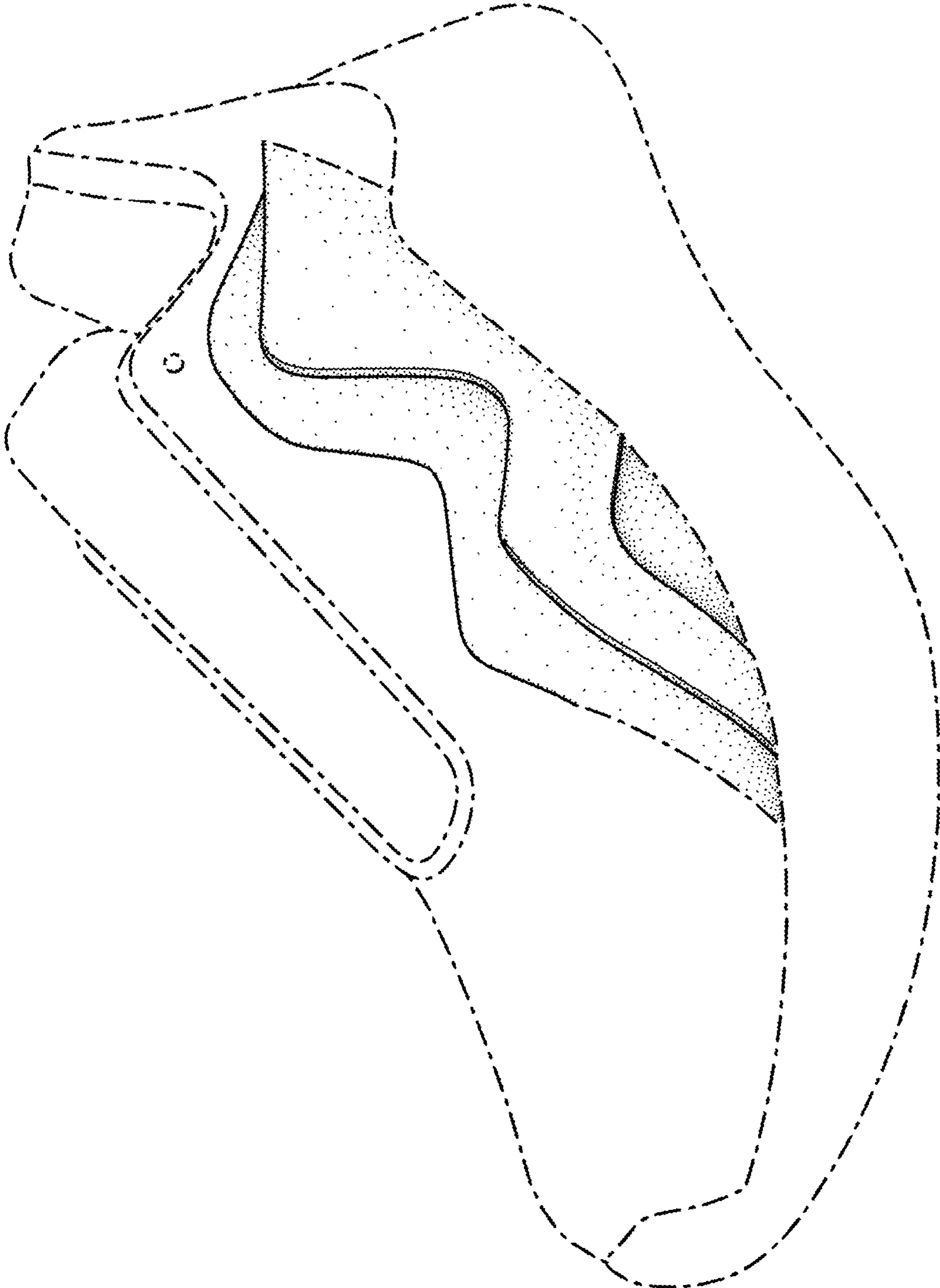


FIG. 1

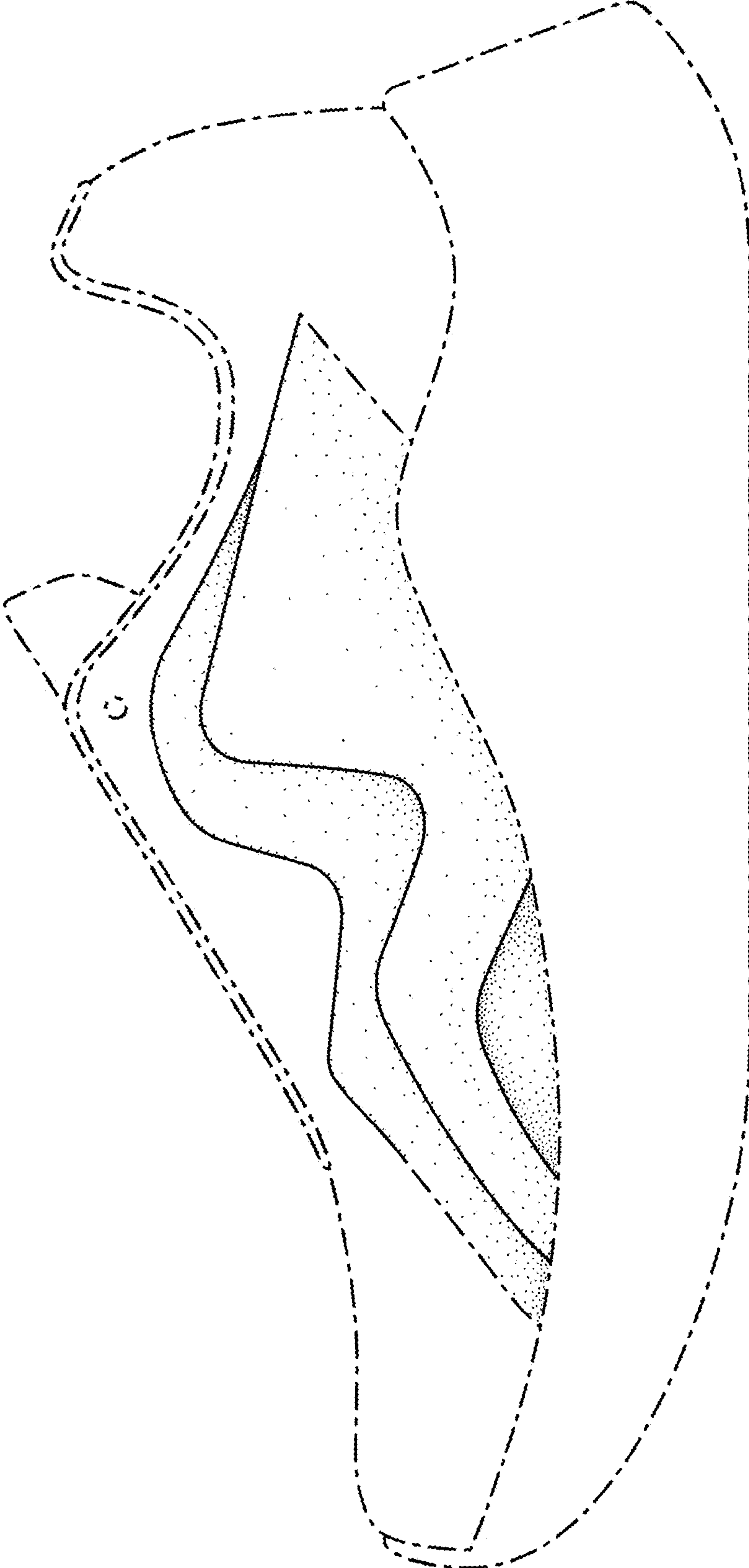


FIG. 2

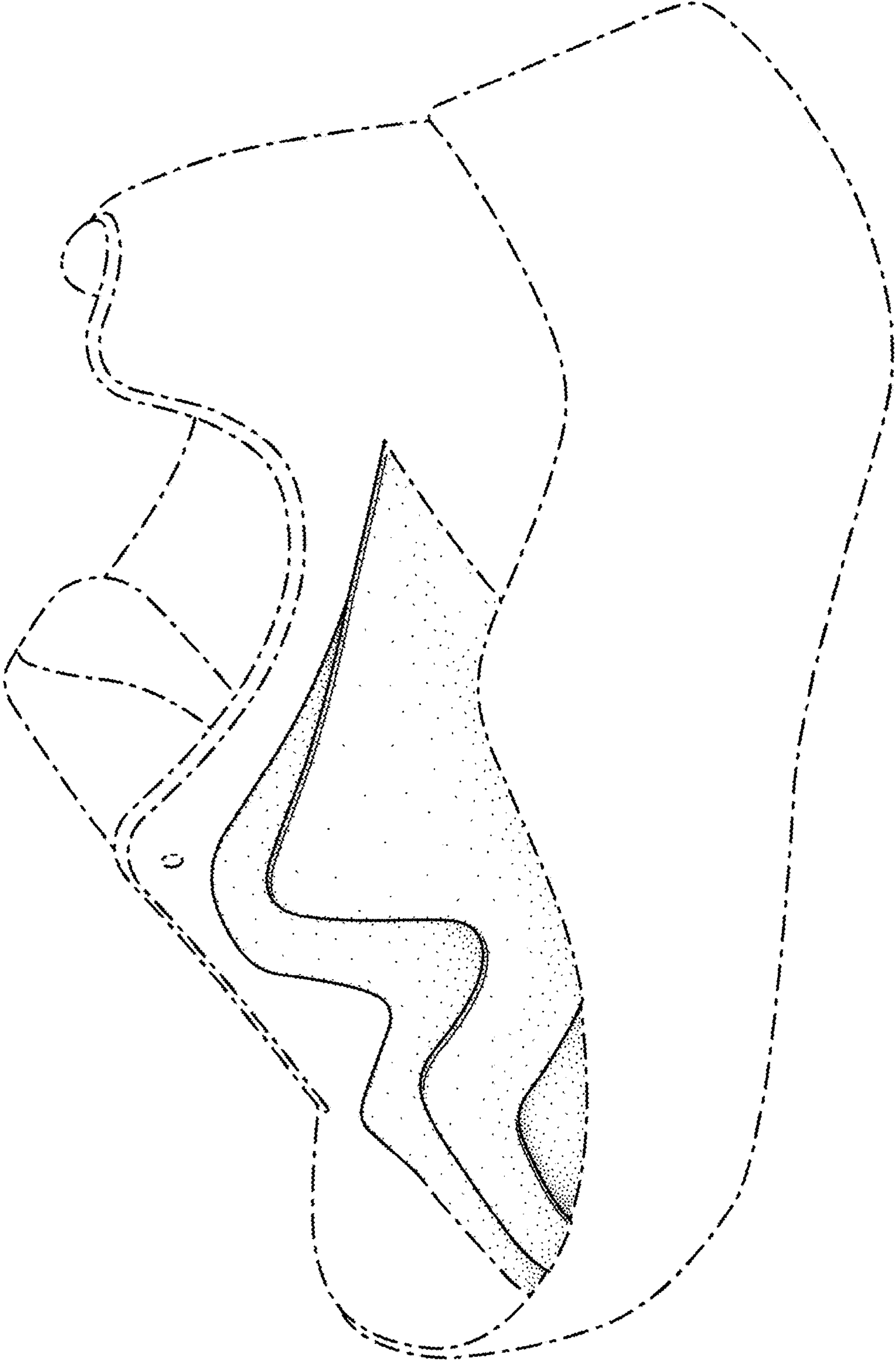


FIG. 3