



US00D877478S

(12) **United States Design Patent**
Dombrow

(10) **Patent No.:** **US D877,478 S**

(45) **Date of Patent:** **** Mar. 10, 2020**

(54) **UPPER FOR AN ARTICLE OF FOOTWEAR**

(71) Applicant: **Under Armour, Inc.**, Baltimore, MD (US)

(72) Inventor: **David Dombrow**, Baltimore, MD (US)

(73) Assignee: **UNDER ARMOUR, INC.**, Baltimore, MD (US)

(**) Term: **15 Years**

(21) Appl. No.: **29/676,549**

(22) Filed: **Jan. 11, 2019**

(51) **LOC (12) Cl.** **02-04**

(52) **U.S. Cl.**
USPC **D2/972**

(58) **Field of Classification Search**
USPC D2/896, 900, 902-908, 923, 946, 969, D2/972-974
CPC .. A43B 21/00; A43B 5/14; A43B 5/00; A43B 1/04; A43B 23/00
See application file for complete search history.

(56) **References Cited**

U.S. PATENT DOCUMENTS

D424,292 S *	5/2000	Besanceney, III	D2/902
D441,181 S *	5/2001	Morgan	D2/972
D467,062 S *	12/2002	Delgorgue	D2/972
D485,976 S *	2/2004	Maatita	D2/973
D503,266 S *	3/2005	Schoenborn	D2/969
D508,767 S *	8/2005	Hatfield	D2/972
D605,384 S *	12/2009	Ledet	D2/946

D690,498 S *	10/2013	Anderson	D2/915
D767,871 S *	10/2016	Avar	D2/972
D782,807 S *	4/2017	Kanata	D2/972
D794,935 S *	8/2017	Dallas	D2/970
D858,073 S *	9/2019	McMillan	D2/972

* cited by examiner

Primary Examiner — Rashida C. Walshon
(74) *Attorney, Agent, or Firm* — Edell, Shapiro & Finnan, LLC

(57) **CLAIM**

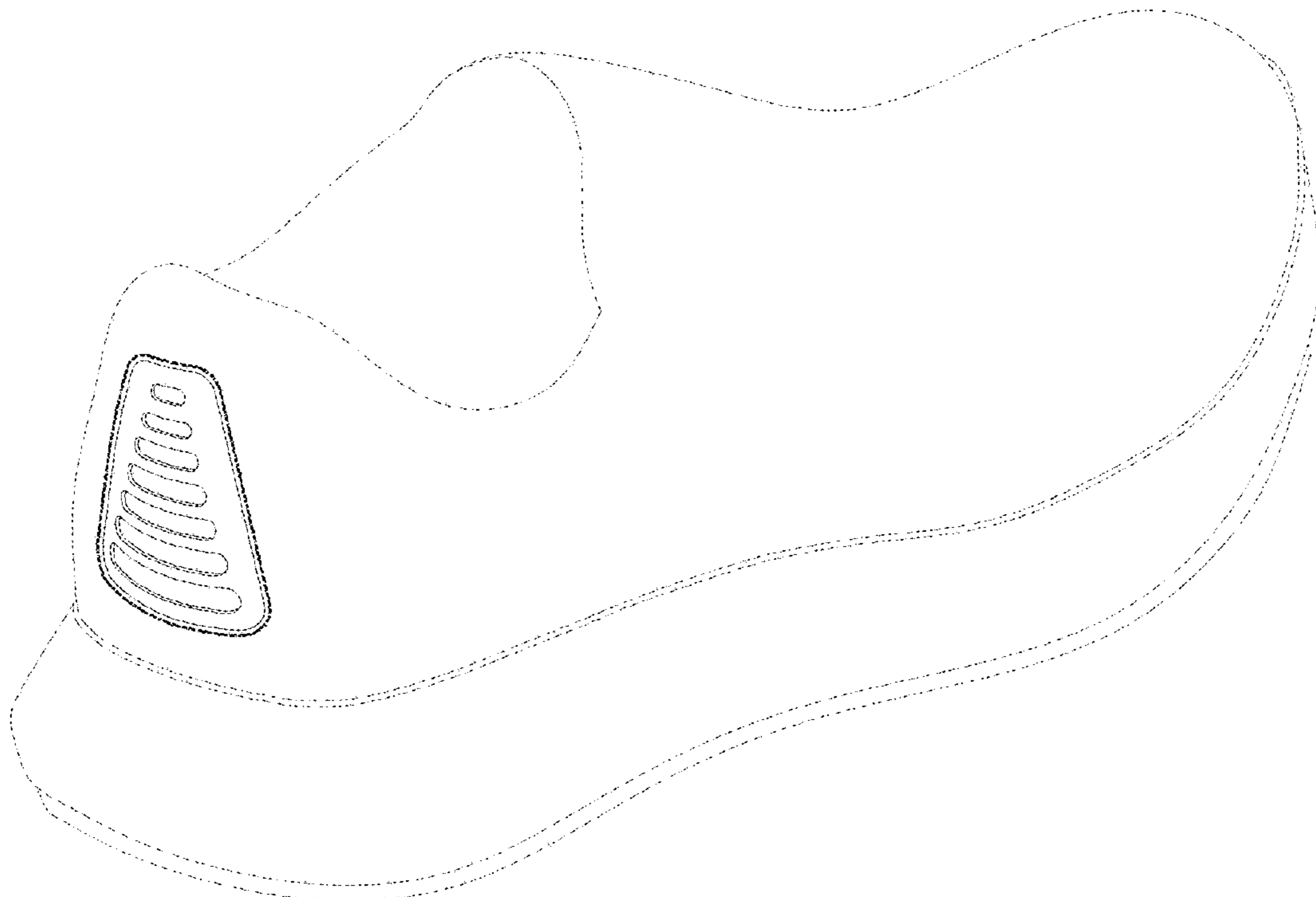
The ornamental design for an upper for an article of footwear, as shown and described.

DESCRIPTION

FIG. 1 is a rearview in perspective of an upper for an article of footwear showing my new design; FIG. 2 is a lateral side view thereof; FIG. 3 is a medial side view thereof; FIG. 4 is a top view thereof; FIG. 5 is a bottom view thereof; FIG. 6 is a front view thereof; and, FIG. 7 is a rear view thereof.

The upper for an article of footwear illustrated in the drawings is a first embodiment showing a right-footed form of the upper for an article of footwear. A second embodiment is for the left-footed form of the upper for an article of footwear, which is a mirror image of the right-footed form, is not illustrated. The broken line illustration in the drawings forms no part of the claimed design. The dot dash line illustration in the drawings defines a boundary around the claimed design and also forms no part of the claimed design.

1 Claim, 6 Drawing Sheets



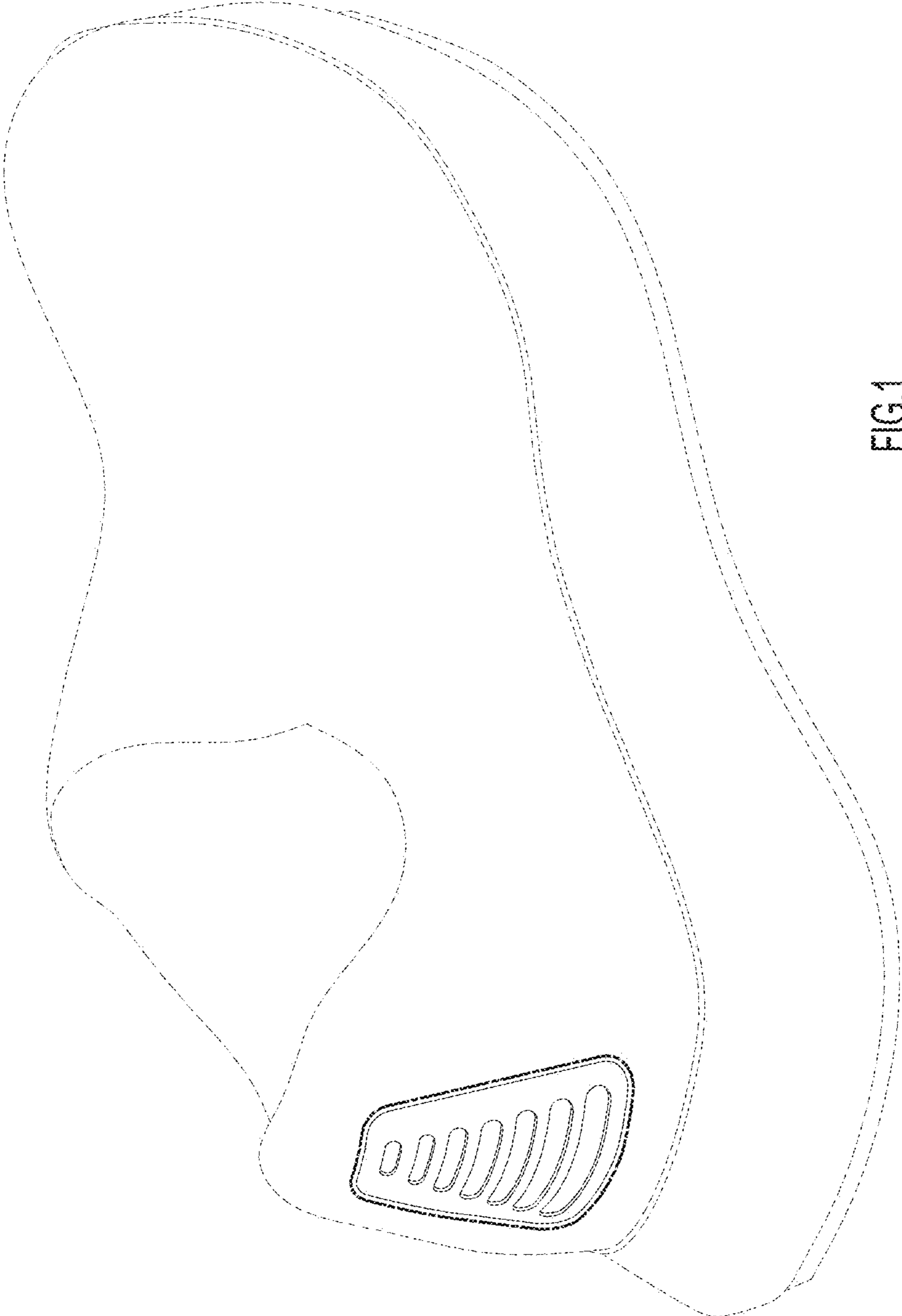


FIG. 1

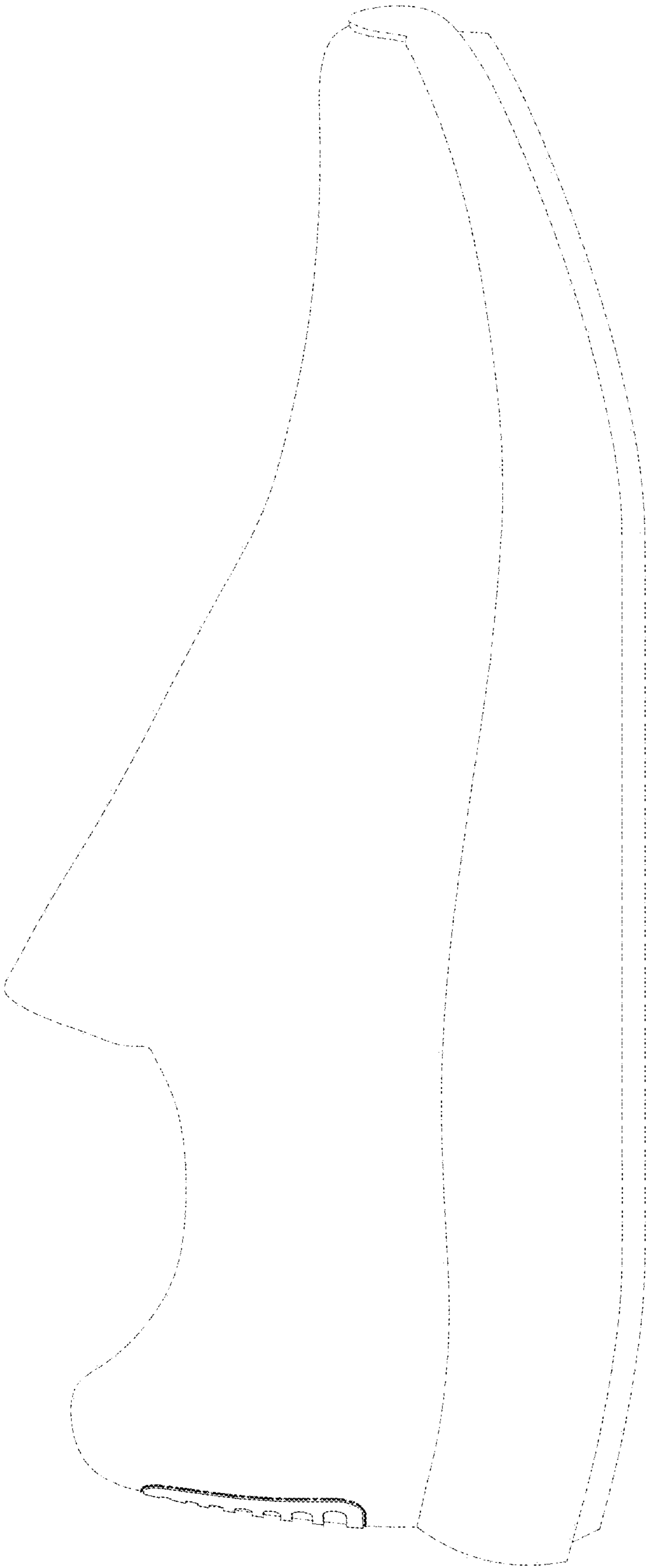


FIG. 2




FIG. 3

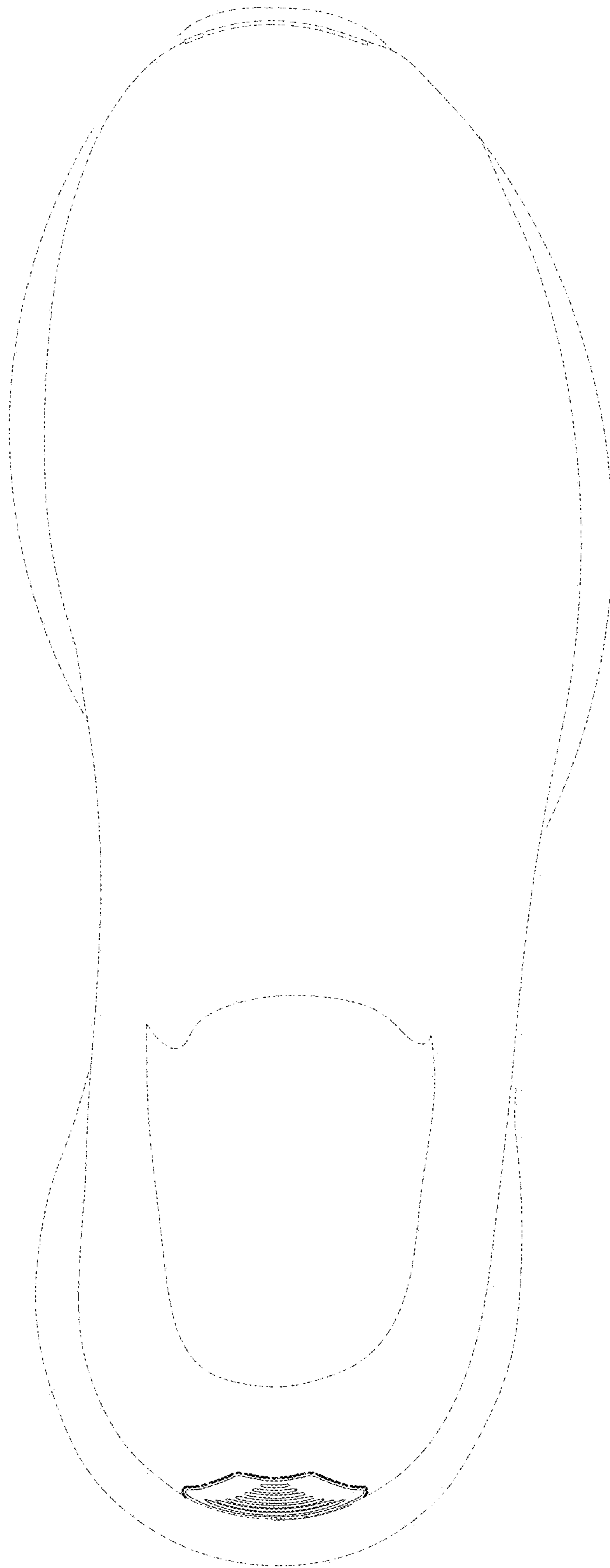


FIG. 4

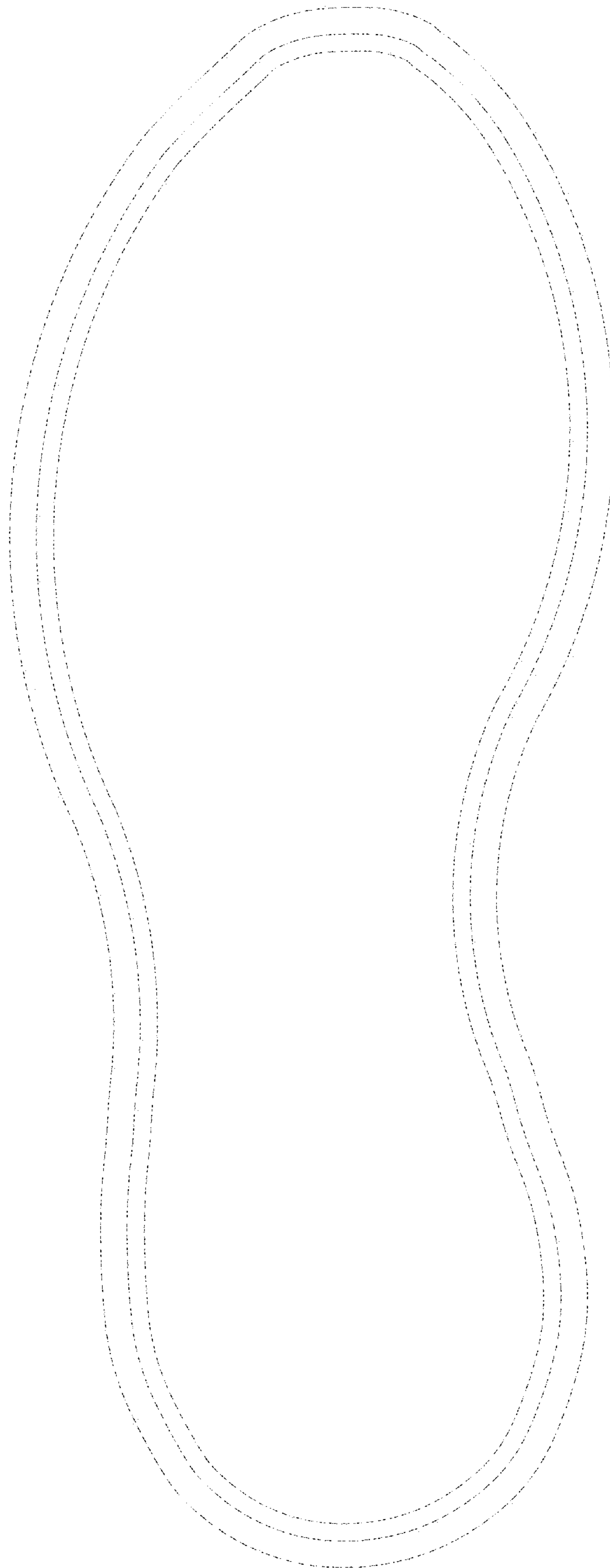


FIG.5




FIG. 6

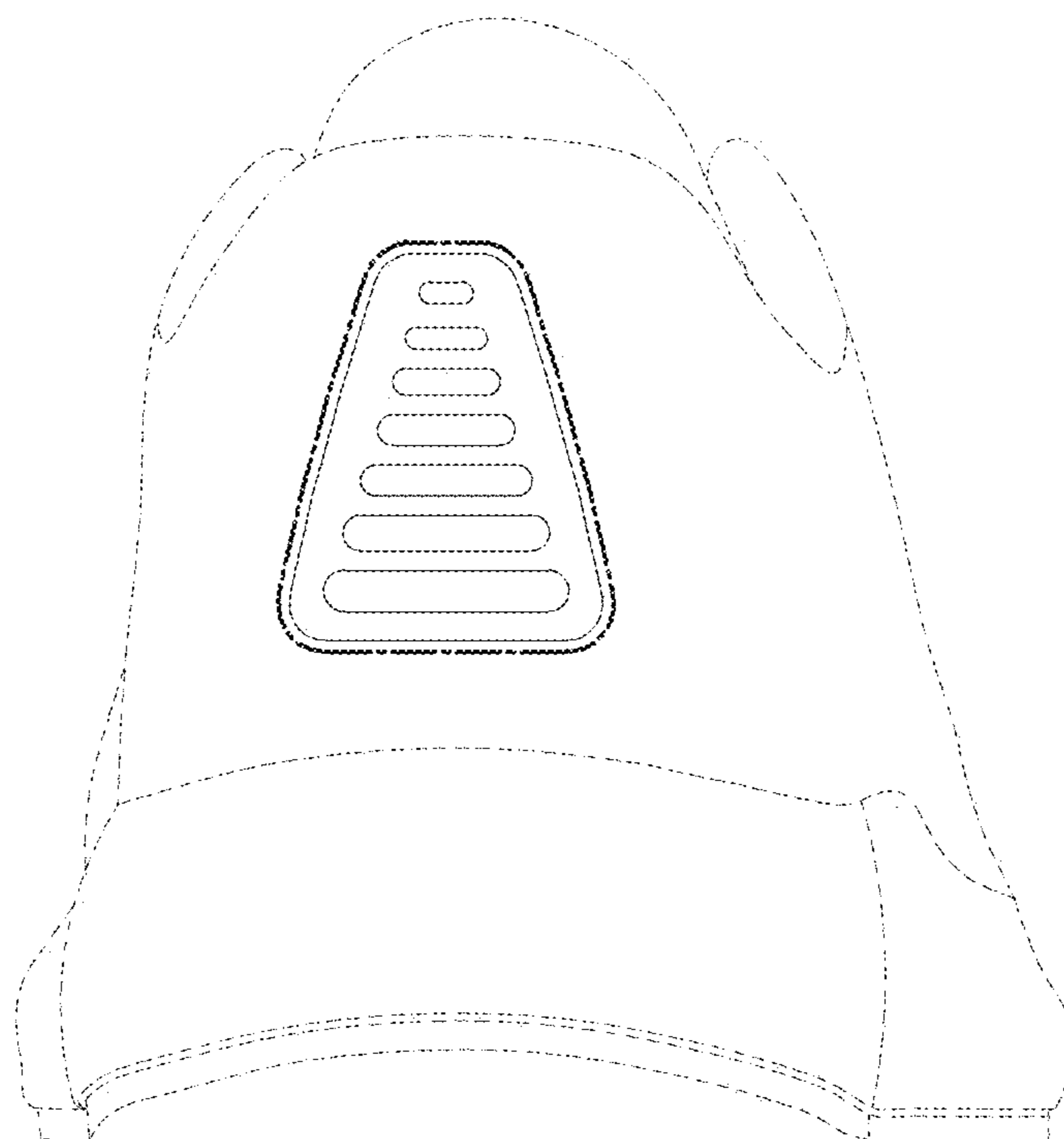


FIG. 7