



US00D877475S

(12) **United States Design Patent**  
**Sartori**

(10) **Patent No.:** **US D877,475 S**  
(45) **Date of Patent:** **\*\* Mar. 10, 2020**

(54) **SHOE**  
(71) Applicant: **CONSITEX S.A.**, Stabio (CH)  
(72) Inventor: **Alessandro Sartori**, Trivero (IT)  
(73) Assignee: **CONSITEX S.A.**, Stabio (CH)  
(\*\*) Term: **15 Years**

D537,616 S \* 3/2007 Campbell ..... D2/972  
7,987,617 B2 \* 8/2011 Kohatsu ..... A43B 3/14  
36/1  
D667,621 S \* 9/2012 Portzline ..... D2/969  
D709,272 S \* 7/2014 Del Biondi ..... D2/923  
D767,870 S \* 10/2016 Avar ..... D2/972  
D807,630 S \* 1/2018 Robusti ..... D2/972  
D855,947 S \* 8/2019 Della Valle ..... D2/896

(21) Appl. No.: **29/676,586**  
(22) Filed: **Jan. 11, 2019**

**FOREIGN PATENT DOCUMENTS**

EM 004662351 1/2019  
EM 005499852 1/2019

(30) **Foreign Application Priority Data**

Jul. 11, 2018 (EM) ..... 005499852

**OTHER PUBLICATIONS**

U.S. Appl. No. 29/656,323, filed Jul. 11, 2018.

(51) **LOC (12) Cl.** ..... **02-04**  
(52) **U.S. Cl.**  
USPC ..... **D2/969**; D2/943  
(58) **Field of Classification Search**  
USPC ..... D2/896-900, 902-908, 923, 943, 969,  
D2/972-974  
CPC .. A43B 5/00; A43B 5/02; A43B 23/00; A43B  
23/02; A43B 5/06; A43B 3/14; A43B  
3/30

\* cited by examiner

*Primary Examiner* — Rashida C. Walshon  
(74) *Attorney, Agent, or Firm* — Morgan, Lewis &  
Bockius LLP

See application file for complete search history.

(57) **CLAIM**

The ornamental design for a shoe, as shown and described.

(56) **References Cited**

**DESCRIPTION**

**U.S. PATENT DOCUMENTS**

D136,614 S \* 11/1943 Baudendistel ..... D2/900  
D138,028 S \* 6/1944 Hinson ..... D2/900  
D147,249 S \* 8/1947 Lipare ..... D2/924  
D147,250 S \* 8/1947 Lipare ..... D2/928  
2,535,560 A \* 12/1950 Barr ..... A43B 3/30  
36/12  
D325,286 S \* 4/1992 Biotteau ..... A43B 3/0078  
D2/924  
5,845,422 A \* 12/1998 Valteau, III ..... A43B 3/0078  
36/136  
D528,763 S \* 9/2006 Rask ..... D2/972

FIG. 1 is a front, left-side perspective view of a shoe in accordance with my new design;  
FIG. 2 is a front, right-side perspective view of the shoe shown in FIG. 1;  
FIG. 3 is a front view of the shoe shown in FIG. 1;  
FIG. 4 is a rear view of the shoe shown in FIG. 1;  
FIG. 5 is a left-side view of the shoe shown in FIG. 1;  
FIG. 6 is a right-side view of the shoe shown in FIG. 1;  
FIG. 7 is a top view of the shoe shown in FIG. 1; and,  
FIG. 8 is a bottom view of the shoe shown in FIG. 1.  
The broken lines are directed to environment and form no part of the claimed design.

**1 Claim, 8 Drawing Sheets**

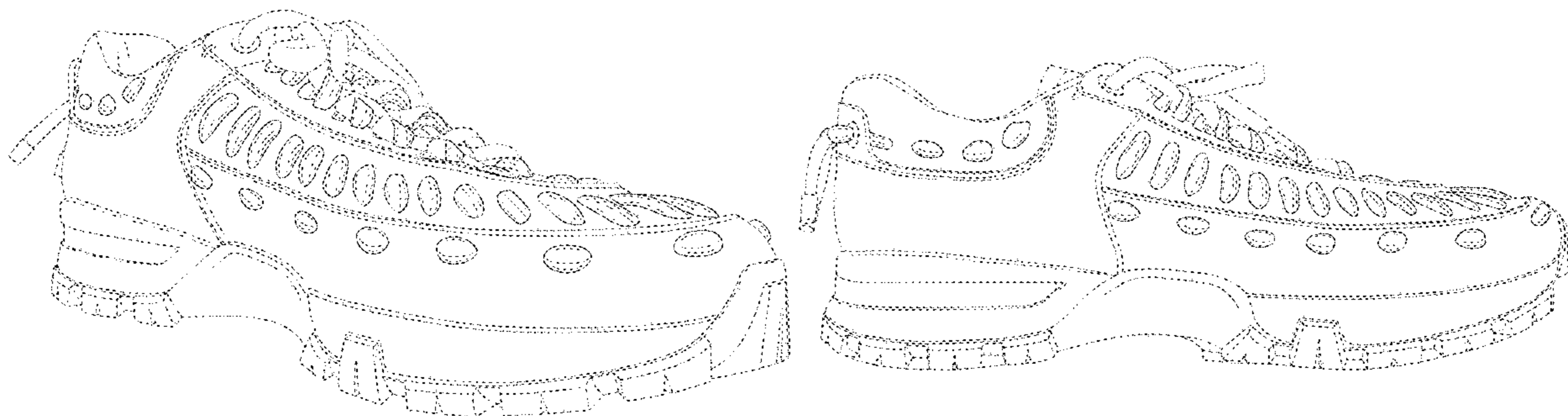




FIG. 1

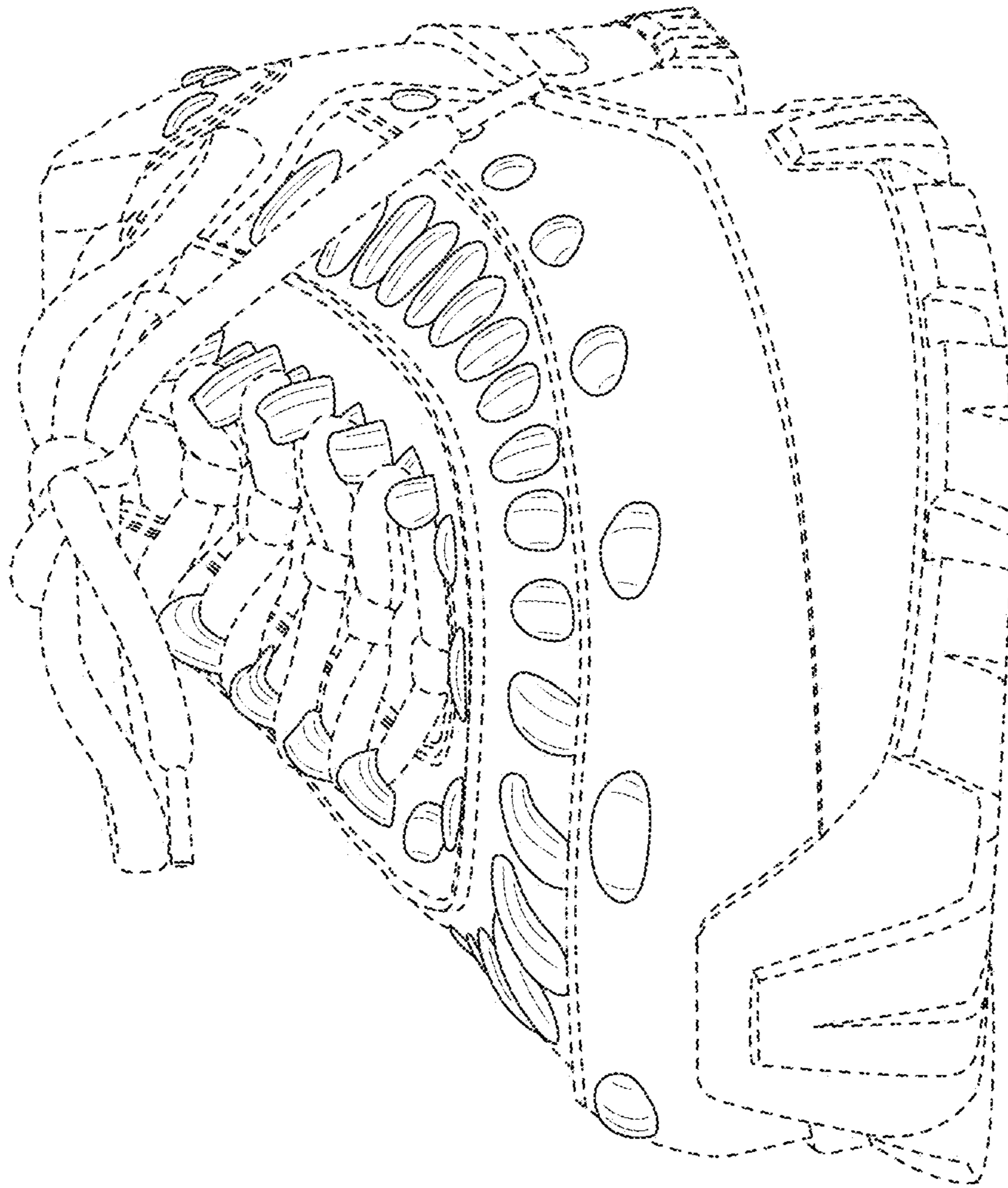


FIG. 2

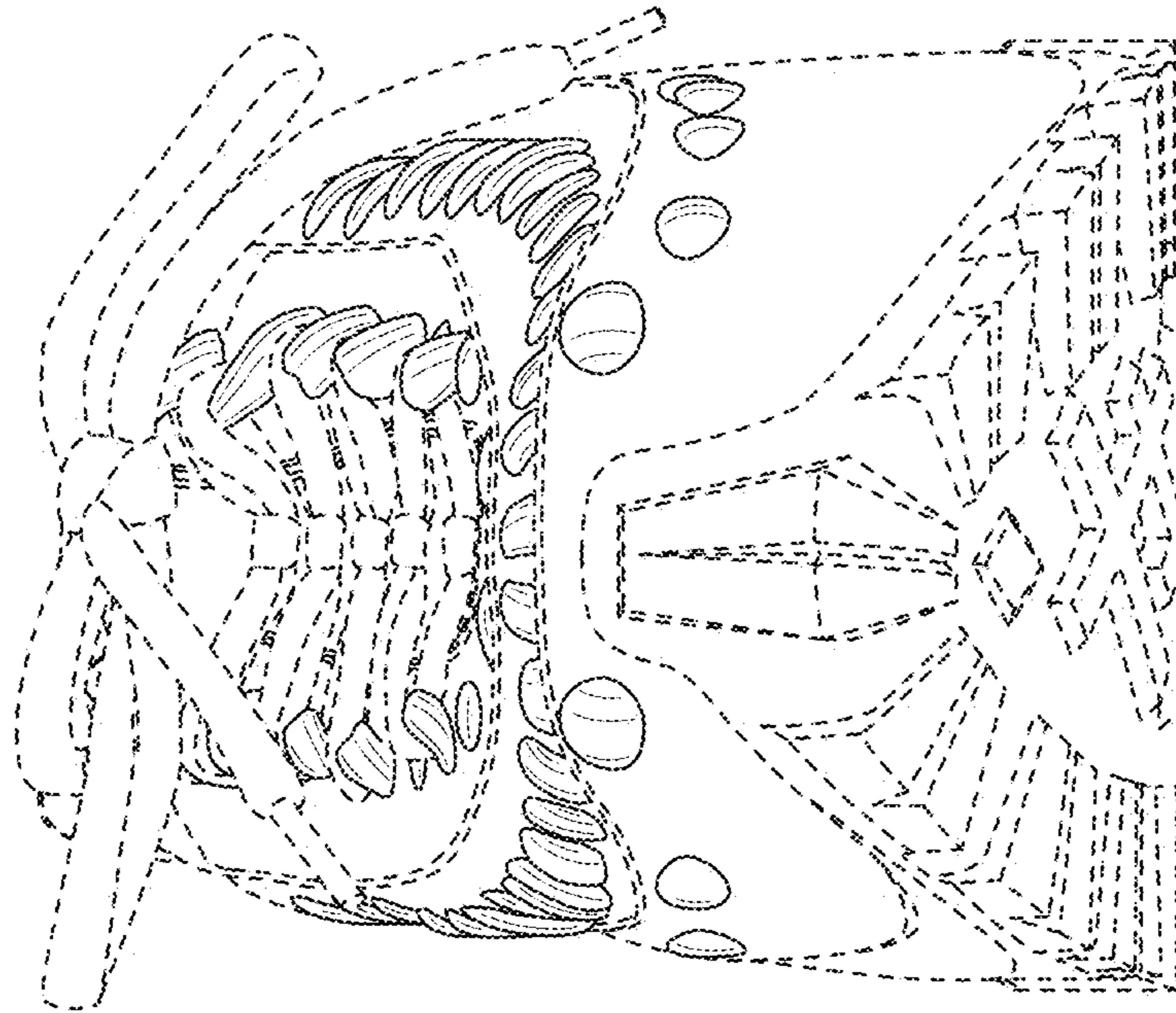


FIG. 3

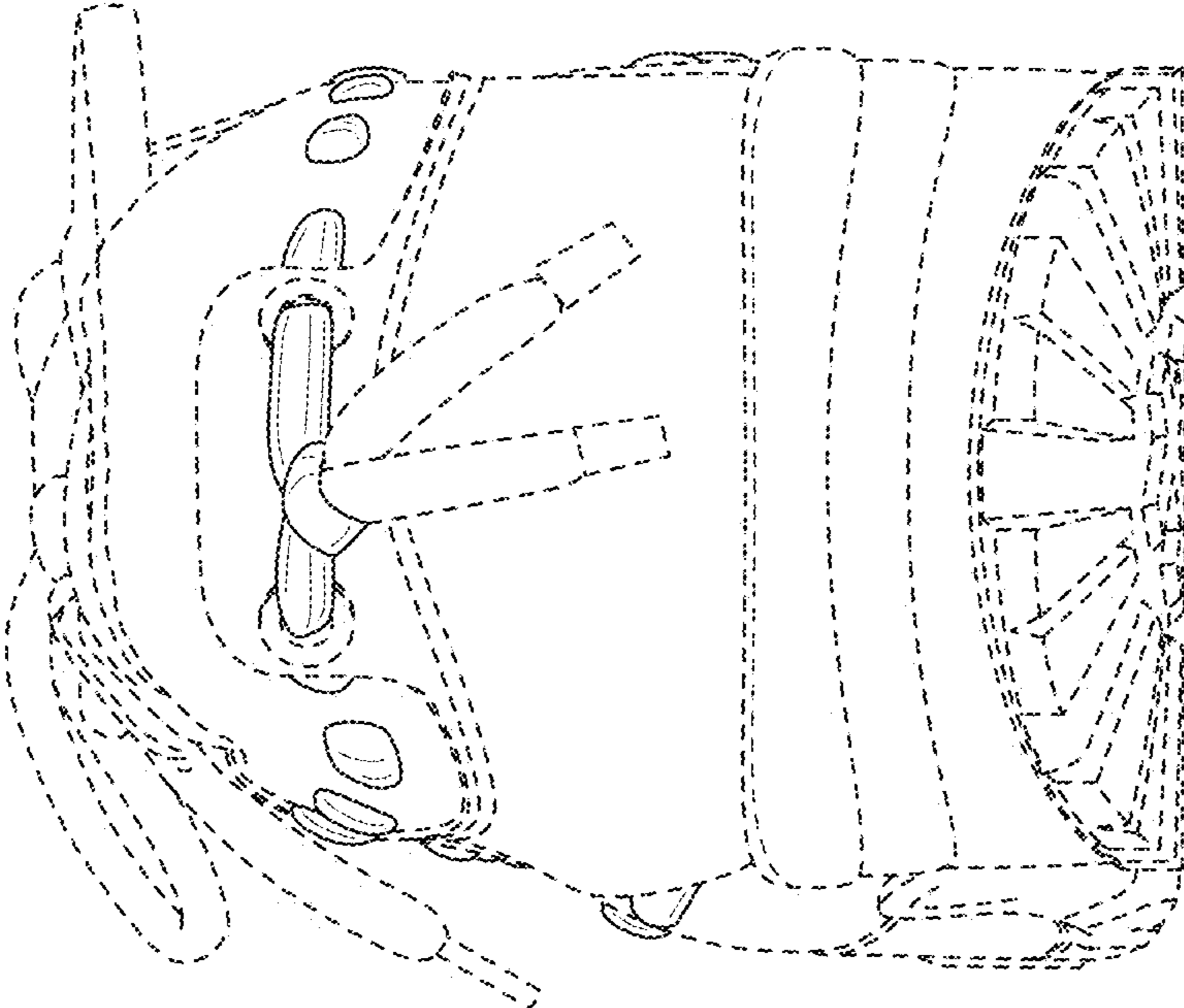


FIG. 4




FIG. 5

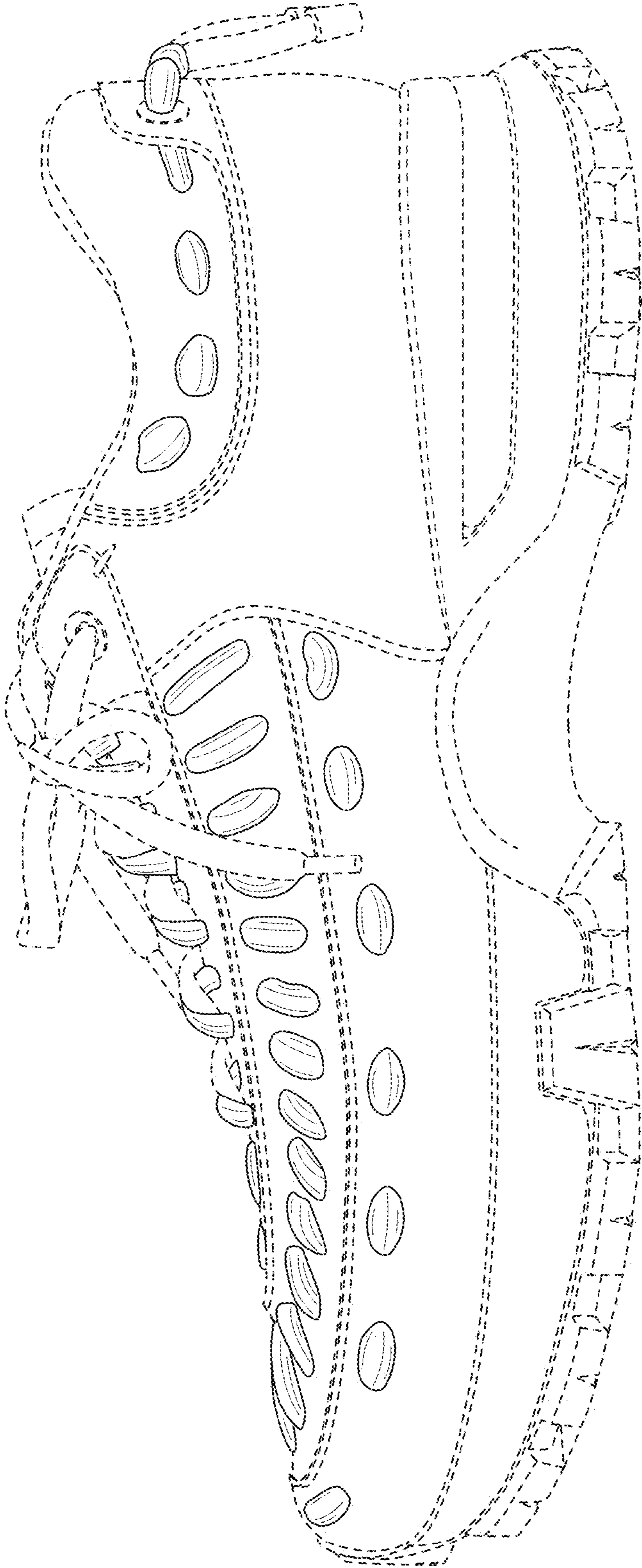


FIG. 6

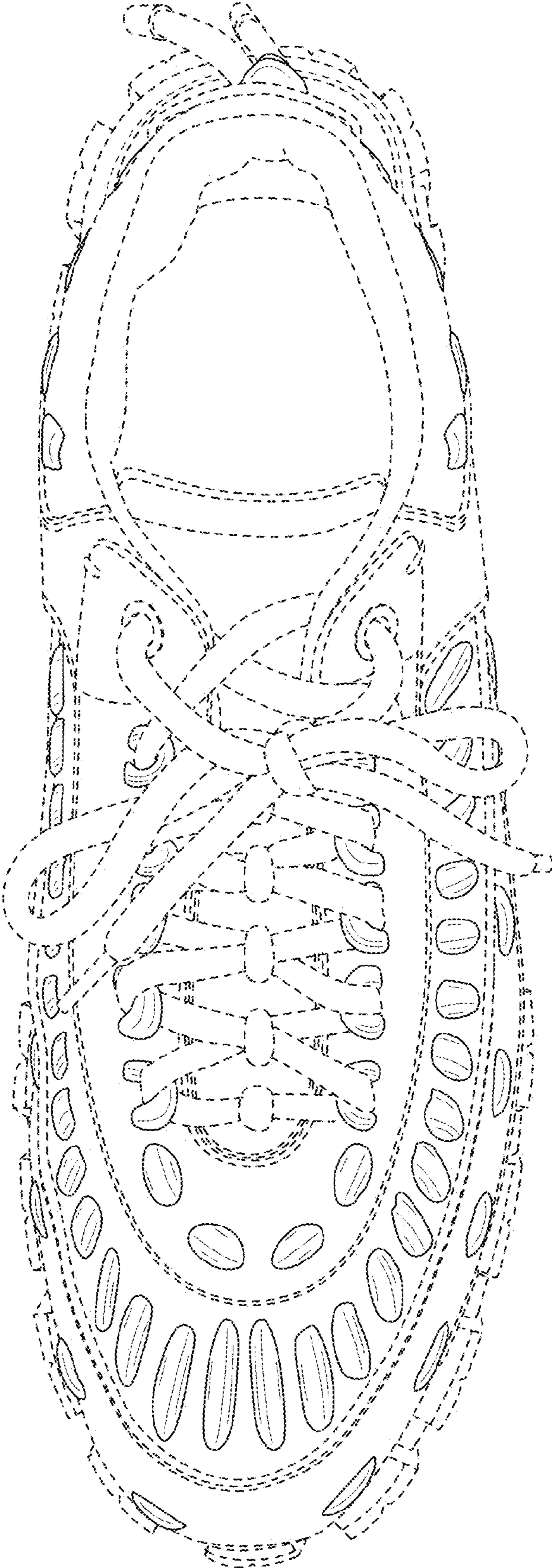


FIG. 7



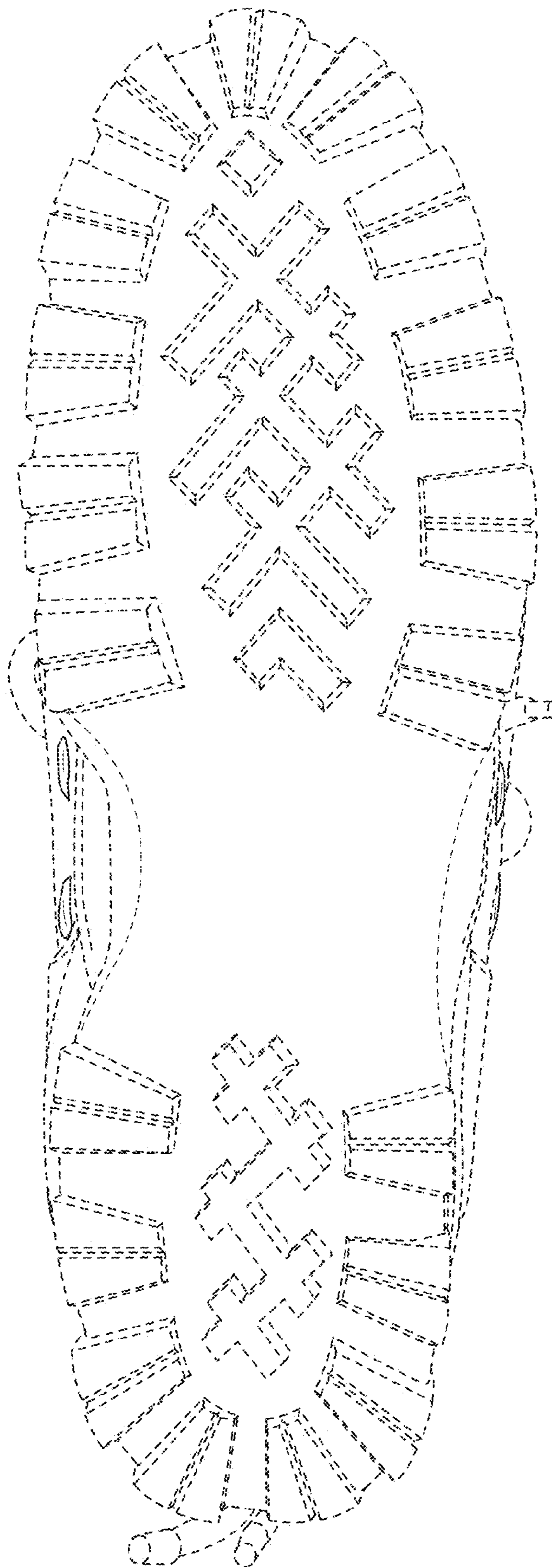


FIG. 8