



US00D877470S

(12) **United States Design Patent**
Campbell

(10) **Patent No.:** **US D877,470 S**
(45) **Date of Patent:** **** Mar. 10, 2020**

(54) **SOLE PLATE FOR AN ARTICLE OF FOOTWEAR**

(71) Applicant: **Under Armour, Inc.**, Baltimore, MD (US)

(72) Inventor: **Derek Campbell**, Columbia, MD (US)

(73) Assignee: **UNDER ARMOUR, INC.**, Baltimore, MD (US)

(**) Term: **15 Years**

(21) Appl. No.: **29/621,217**

(22) Filed: **Oct. 5, 2017**

Related U.S. Application Data

(62) Division of application No. 29/518,841, filed on Feb. 27, 2015, now Pat. No. Des. 801,651.

(51) **LOC (12) Cl.** **02-04**

(52) **U.S. Cl.**

USPC **D2/952**; D2/948; D2/951; D2/953

(58) **Field of Classification Search**

USPC D2/902, 906, 908, 916, 918, 925, D2/946-962, 977; 36/3 B, 22 R, 24.5, 36/25 R, 28, 32 R, 34 R, 59 C, 67 A, 103

CPC A43B 13/00; A43B 13/02; A43B 13/023; A43B 13/026; A43B 13/04; A43B 13/08; A43B 13/10; A43B 13/12; A43B 13/14; A43B 13/141; A43B 13/143; A43B 13/16; A43B 13/18; A43B 13/181; A43B 13/187; A43B 13/189; A43B 13/20; A43B 13/22; A43B 13/223; A43B 13/24; A43B 13/28; A43B 13/30; A43B 13/32; A43B 13/34; A43B 13/36

See application file for complete search history.

(56) **References Cited**

U.S. PATENT DOCUMENTS

2,328,242 A 8/1943 Witherill
D163,430 S 5/1951 Westmore

3,253,600 A 5/1966 Scholl
D247,832 S 5/1978 Glasgow
D295,114 S 4/1988 Horne
D309,670 S 8/1990 Mendonca
D319,338 S 8/1991 Nakano
D319,920 S 9/1991 Nakano
D348,145 S 6/1994 Nakano
5,465,507 A 11/1995 Schumacher
D374,338 S 10/1996 Chuang

(Continued)

Primary Examiner — T Chase Nelson

(74) *Attorney, Agent, or Firm* — Edell, Shapiro & Finnan, LLC

(57) **CLAIM**

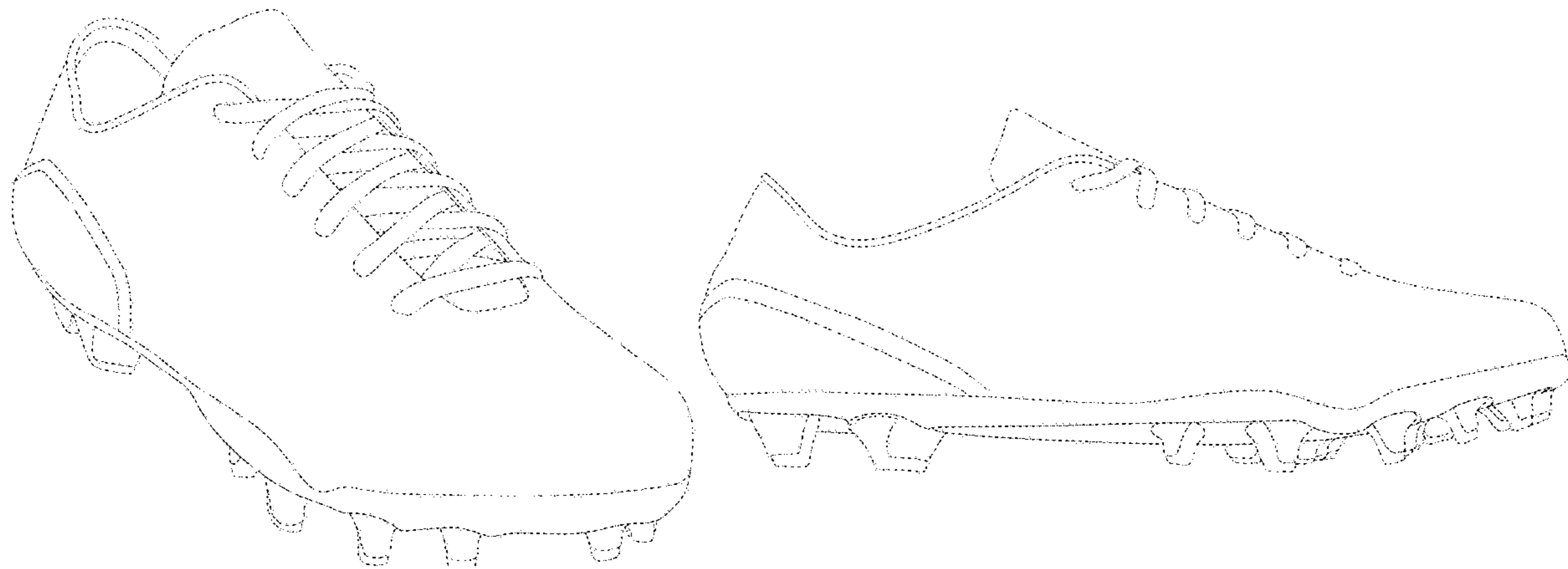
The ornamental design for a sole plate for an article of footwear, as shown and described.

DESCRIPTION

FIG. 1 is a lateral side view in perspective of a sole plate for an article of footwear showing my new design; FIG. 2 is a medial side view of the sole plate of FIG. 1; FIG. 3 is a lateral side view of the sole plate of FIG. 1; FIG. 4 is a top view of the sole plate of FIG. 1; FIG. 5 is a bottom view of the sole plate of FIG. 1; FIG. 6 is a rear view of the sole plate of FIG. 1; FIG. 7 is a front view of the sole plate of FIG. 1; and, FIG. 8 is a front view of the sole plate of FIG. 8 in partial cross-section taken along line 8-8 of FIG. 5. FIGS. 1-8 illustrate a right-footed sole plate for a right-footed article of footwear. A second embodiment is the corresponding figures for a left-footed sole plate (for a left-footed article of footwear), which are mirror images of the views depicting the right-footed sole plate. Accordingly, the figures pertaining to the left-footed sole plate have been omitted.

The broken line illustration of environmental structure in the drawings is not part of the claimed design.

1 Claim, 6 Drawing Sheets



(56)

References Cited

U.S. PATENT DOCUMENTS

D386,892 S	12/1997	Jenkins	D674,584 S	1/2013	Klein
D393,726 S	4/1998	Sweeney	D675,815 S	2/2013	Dazai
D399,644 S	10/1998	Ball	D693,995 S	11/2013	Lazaris
5,915,820 A	6/1999	Kraeuter	D695,504 S	12/2013	Harper
D414,918 S	10/1999	McNaught	D700,766 S	3/2014	Bramani
D416,378 S	11/1999	McNaught	D721,877 S	2/2015	Steele
D441,037 S	4/2001	Graves	D728,902 S	5/2015	Conchieri
6,544,626 B1	4/2003	Minges	D730,020 S	5/2015	Taneva
D507,095 S	7/2005	Gerber	D740,004 S	10/2015	Hoellmueller
D512,554 S	12/2005	Vito	9,460,557 B1 *	10/2016	Tran B29C 64/386
7,101,604 B1	9/2006	Minges	D779,803 S *	2/2017	Lee D2/951
D594,190 S	6/2009	Andersen	D784,671 S *	4/2017	Little D2/947
D625,906 S	10/2010	Zhang	D807,625 S *	1/2018	Purcell D2/961
D626,311 S	11/2010	Zhang	9,907,354 B2 *	3/2018	Dyer A43B 13/04
D639,535 S	6/2011	Eggert	10,123,588 B2 *	11/2018	Klug A43B 13/26
D647,290 S	10/2011	Bramani	D841,955 S *	3/2019	Winfield D2/953
D656,305 S	3/2012	Harper	2004/0148805 A1	8/2004	Morris
D661,074 S	6/2012	Bramani	2013/0232820 A1	9/2013	Bramani
D661,881 S	6/2012	Riley	2013/0305562 A1	11/2013	Thatcher
D674,170 S	1/2013	Bramani	2014/0123522 A1	5/2014	Rustam
D674,171 S	1/2013	Bramani	2017/0055634 A1 *	3/2017	Baucom A43B 13/04
			2017/0099910 A1 *	4/2017	Howley A43B 13/14
			2017/0196305 A1 *	7/2017	Barnes A43B 13/181
			2018/0325211 A1 *	11/2018	Glancy A43B 13/125

* cited by examiner

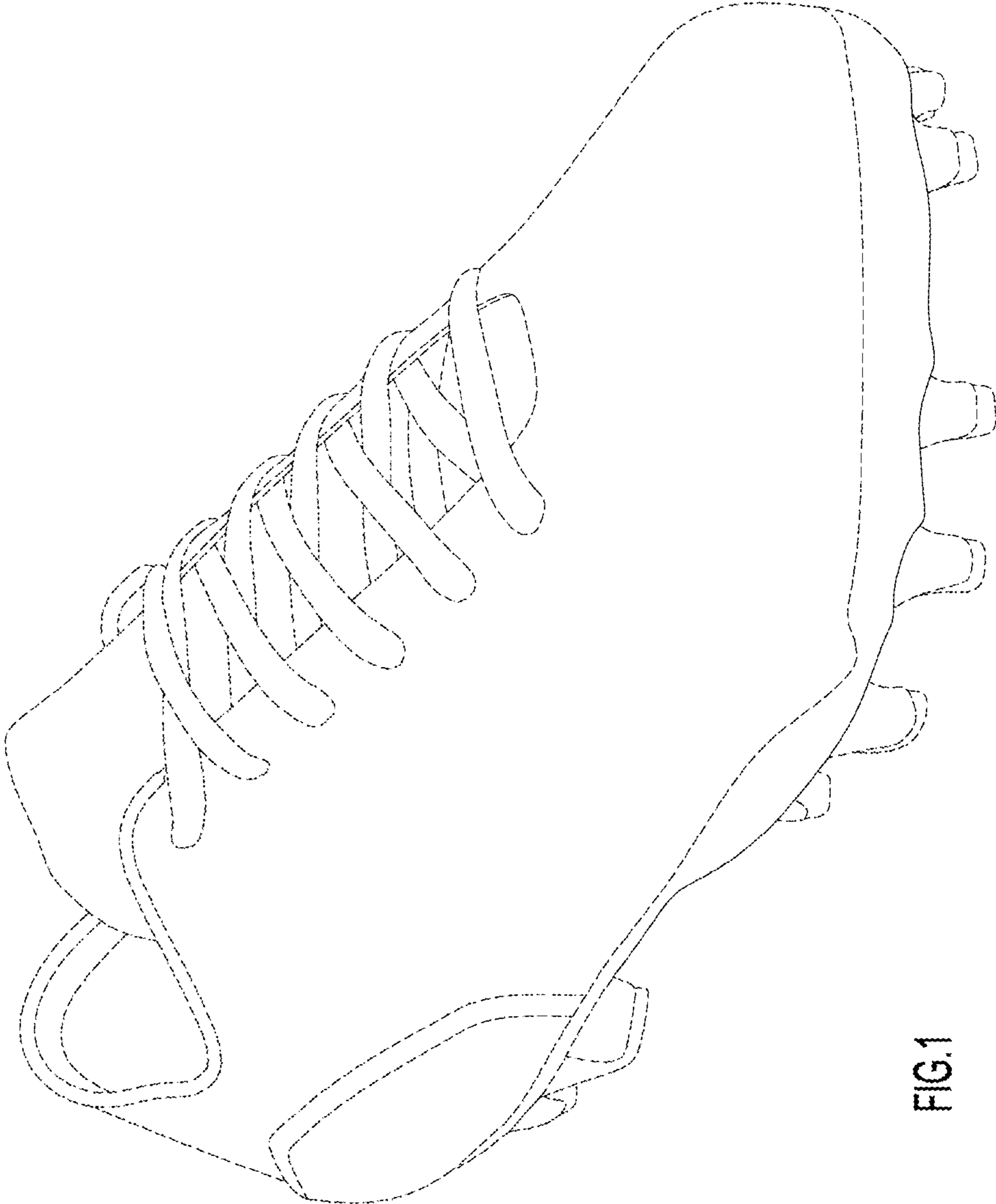


FIG. 1

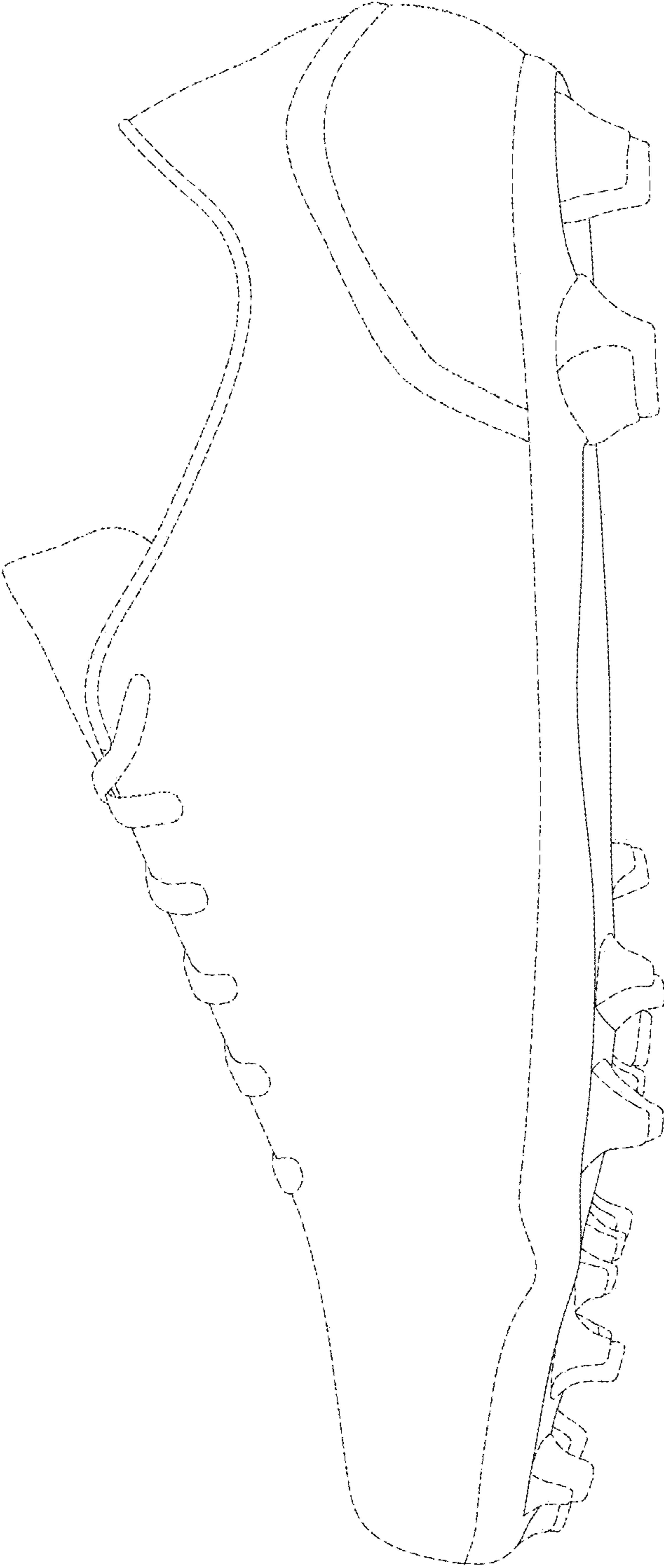


FIG.2

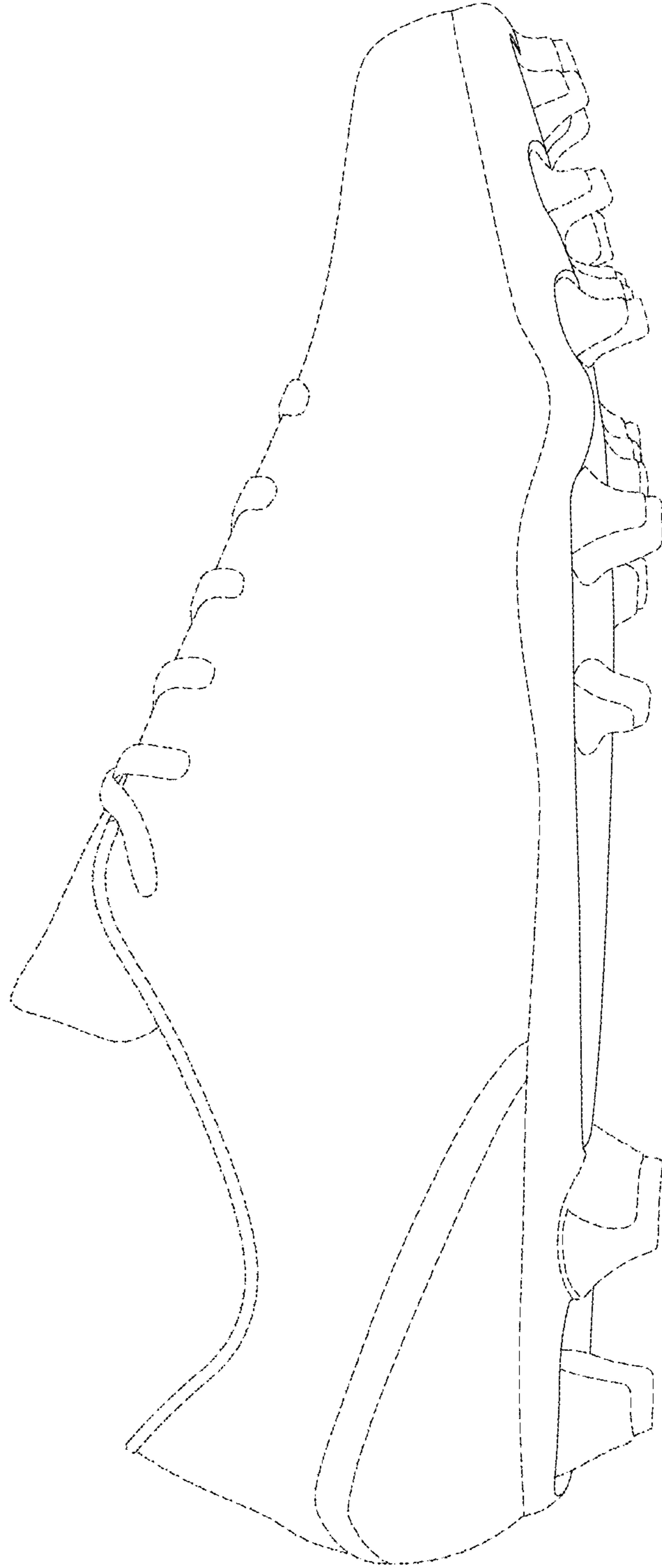


FIG.3

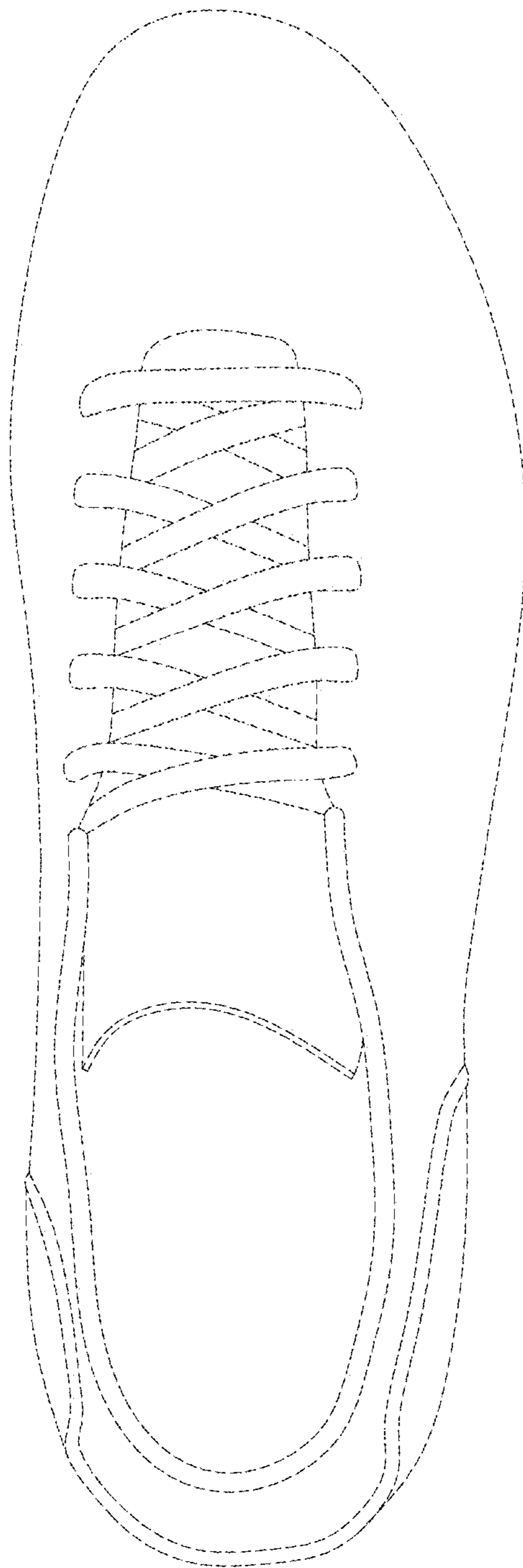


FIG.4

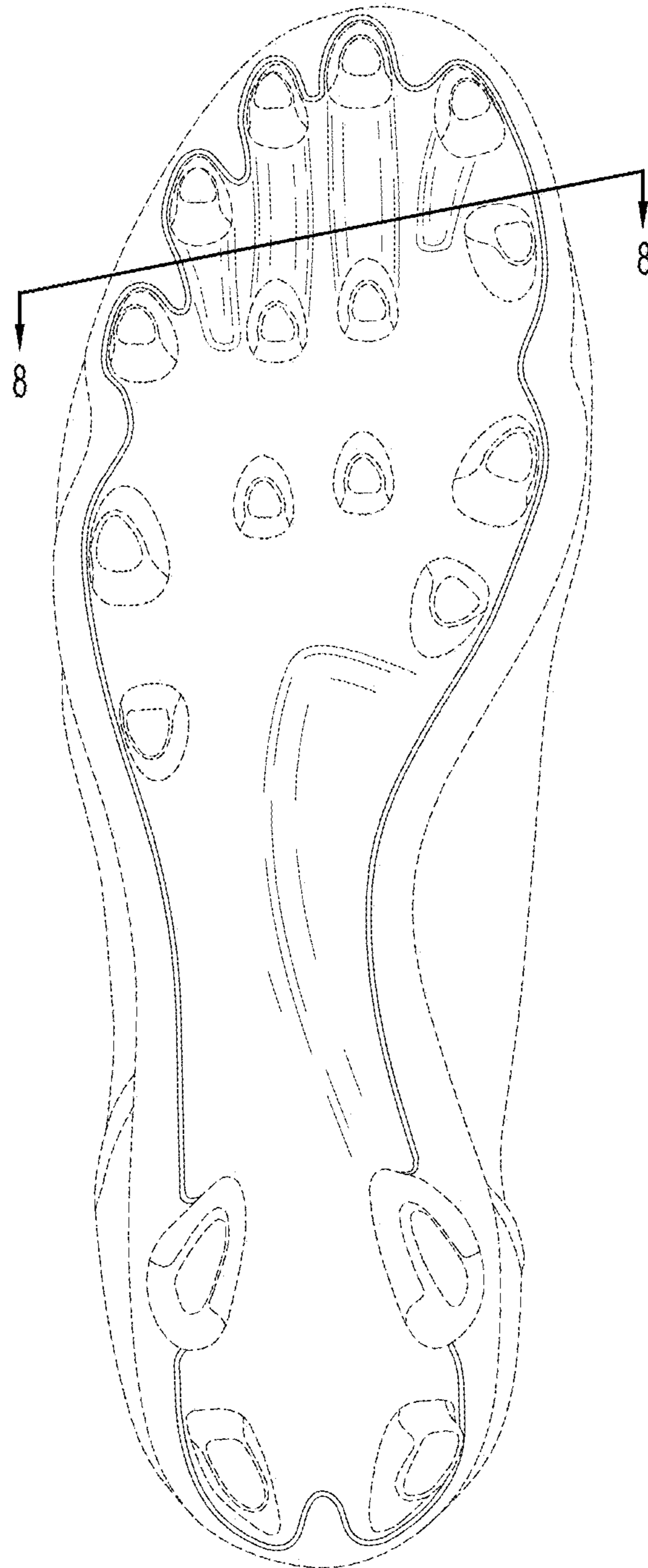


FIG.5

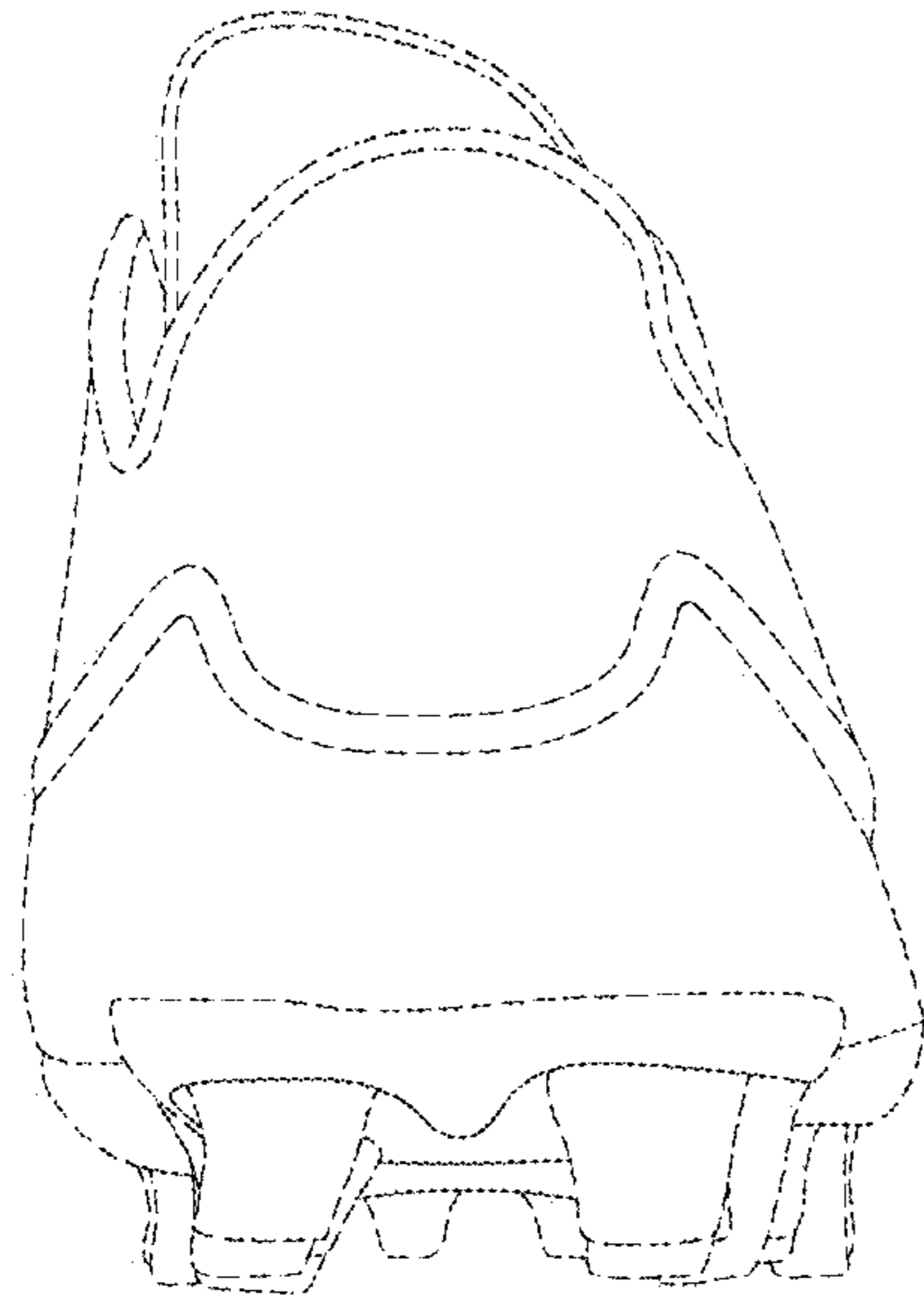


FIG. 6

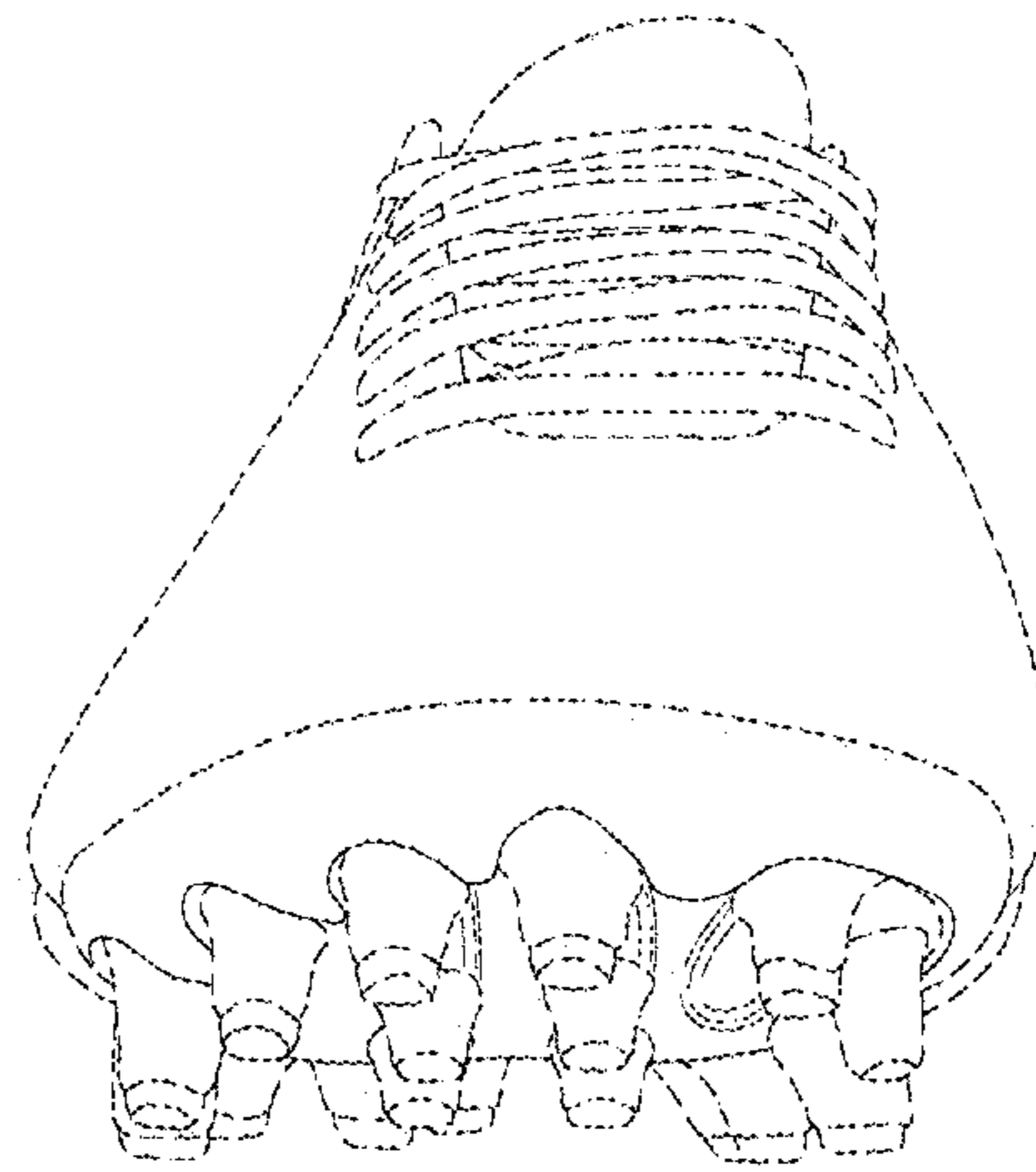


FIG. 7

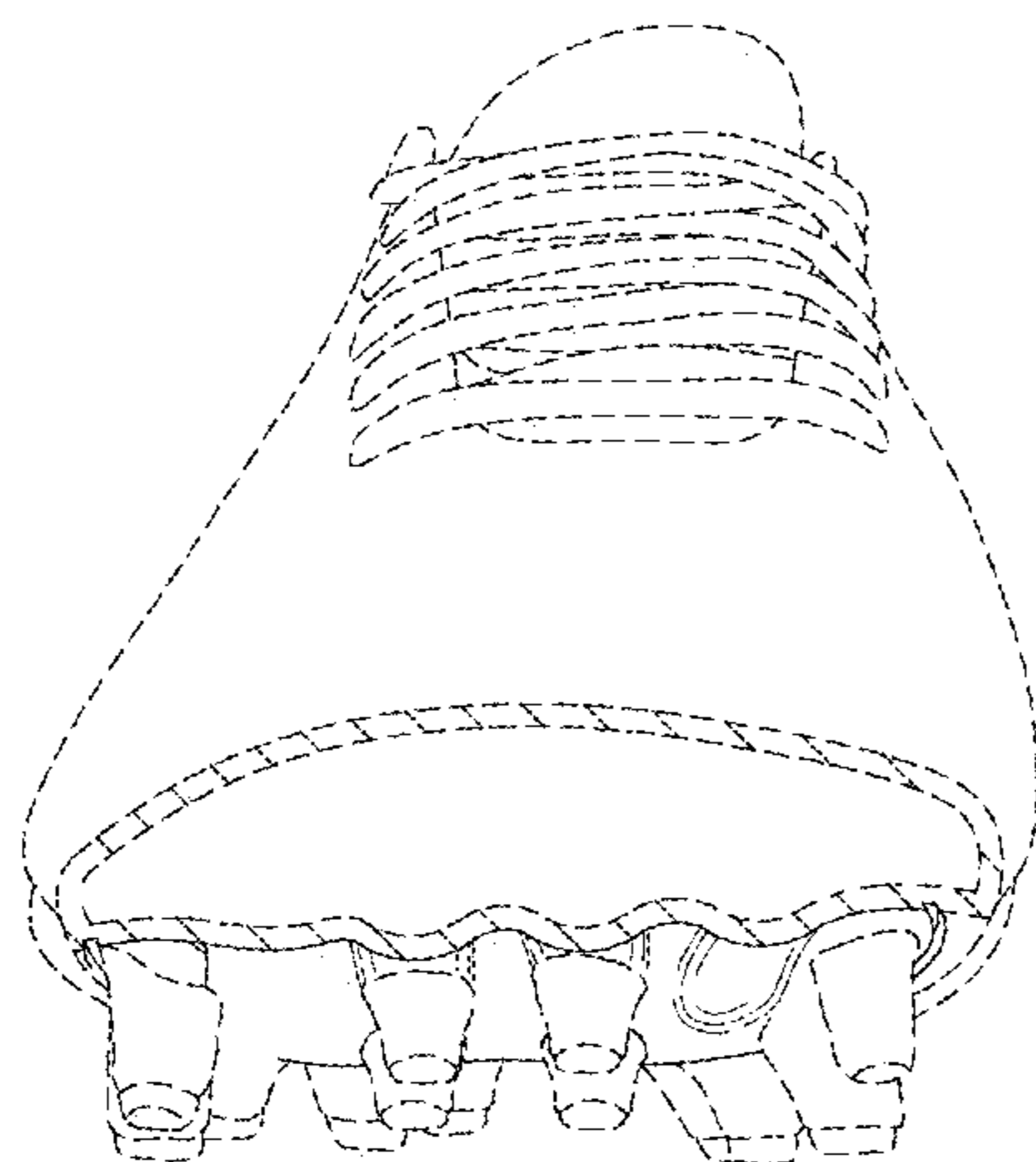


FIG. 8