



US00D877449S

(12) **United States Design Patent** (10) **Patent No.:** **US D877,449 S**
Benoit (45) **Date of Patent:** **** Mar. 10, 2020**

(54) **NECKTIE ACCESSORY**
(71) Applicant: **Sophie Benoit**, La Canada, CA (US)
(72) Inventor: **Sophie Benoit**, La Canada, CA (US)
(73) Assignee: **Sophie Benoit**, La Canada, CA (US)
(**) Term: **15 Years**
(21) Appl. No.: **29/666,191**
(22) Filed: **Oct. 10, 2018**
(51) **LOC (12) Cl.** **02-05**
(52) **U.S. Cl.**
USPC **D2/605**; D2/609
(58) **Field of Classification Search**
USPC D2/500, 501, 502, 503, 504, 505, 506,
D2/507, 508, 600, 601, 602, 603, 604,
D2/605, 606, 607, 608, 609; D10/32;
D11/3, 6, 7, 8, 9, 13, 79, 85, 87
CPC .. A41D 23/00; A41D 2023/004; A41D 25/00;
A41D 25/001; A41D 25/003; A41D
25/005; A41D 25/02; A41D 25/04; A41D
25/06; A41D 25/08; A41D 25/10
See application file for complete search history.

(56) **References Cited**

U.S. PATENT DOCUMENTS

D47,097 S * 3/1915 Bennett D2/607
D67,598 S * 6/1925 Horvath D10/32
1,561,959 A * 11/1925 Turiga A41D 25/00
2/144
D159,075 S * 6/1950 Katz D11/9
D169,203 S * 3/1953 Philippe D11/9
D171,273 S * 1/1954 Boucher D11/9

D179,199 S * 11/1956 Kiraly D2/607
D179,945 S * 3/1957 Katz D11/9
D307,511 S * 5/1990 Haines, Sr. D2/605
D833,709 S * 11/2018 Brown D2/602
D853,683 S * 7/2019 Lindstedt D2/605
2015/0181958 A1* 7/2015 Rawlins A41D 23/00
2/207

OTHER PUBLICATIONS

Lucite & Ribbon Statement Necklace, [on-line]; [Internet publica-
tion date unknown]; [retrieved from the Internet on Oct. 18, 2019];
URL: [https://www.whitehouseblackmarket.com/store/product/lucite++
ribbon+statement+necklace/570255896](https://www.whitehouseblackmarket.com/store/product/lucite++ribbon+statement+necklace/570255896). (1 pg). (Year: 2019).*

* cited by examiner

Primary Examiner — Karen S Acker
Assistant Examiner — Jasmine Mlinarcik
(74) *Attorney, Agent, or Firm* — Cotman IP Law Group

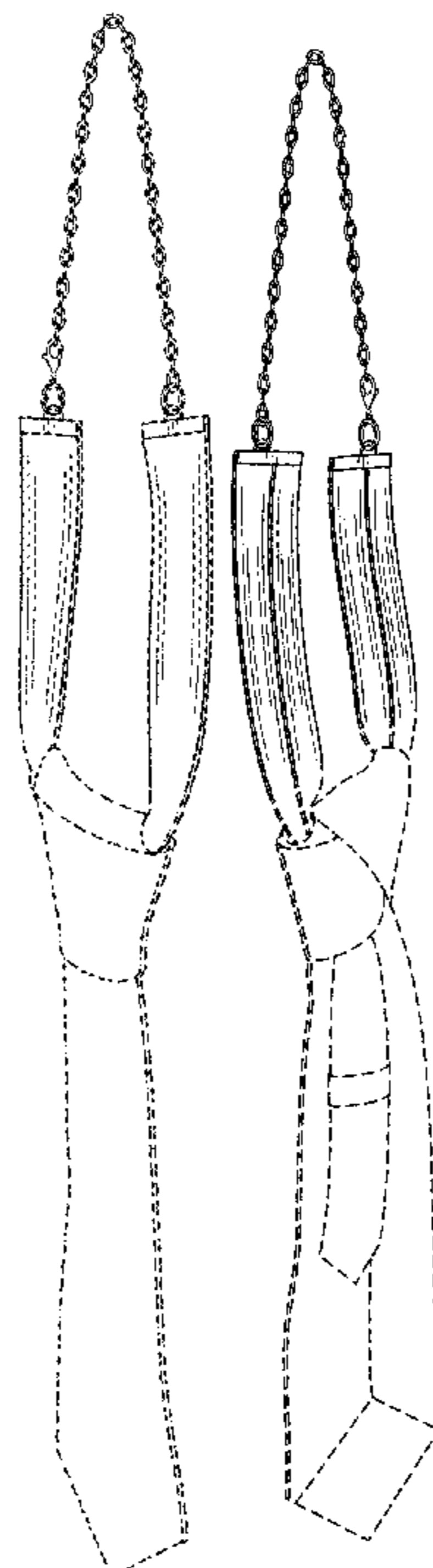
(57) **CLAIM**

The ornamental design for a necktie accessory, as shown and described.

DESCRIPTION

FIG. 1 is a front-side perspective view of a necktie acces-
sory;
FIG. 2 is a rear-side perspective view of the necktie acces-
sory;
FIG. 3 is a front elevation view of the necktie accessory;
FIG. 4 is a rear elevation view of the necktie accessory; and,
FIG. 5 is a left side elevation view of the necktie accessory.
The broken line showing of a necktie accessory is included
for the purpose of illustrating environmental matter and
forms no part of the claimed design.

1 Claim, 5 Drawing Sheets



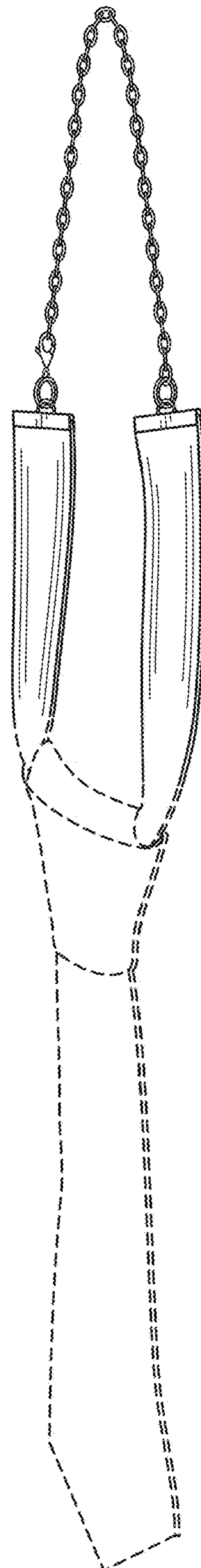


FIG. 1

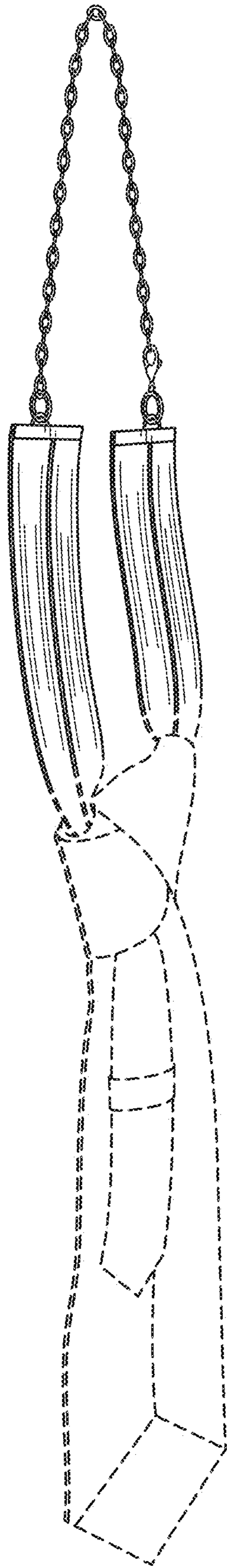


FIG. 2

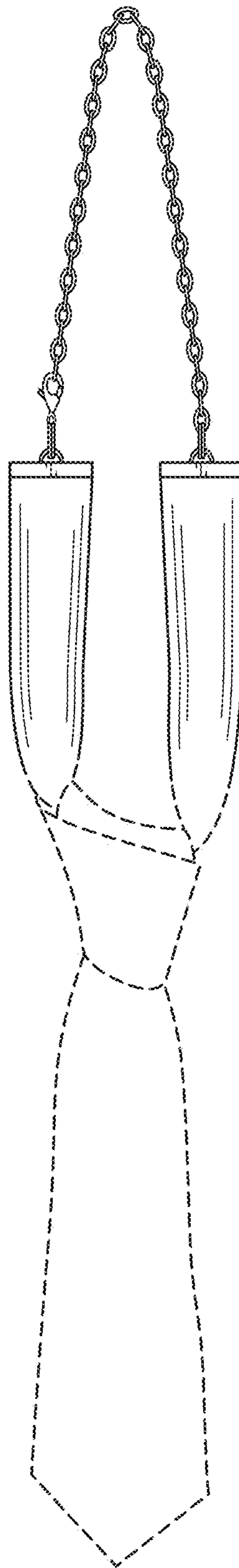


FIG. 3

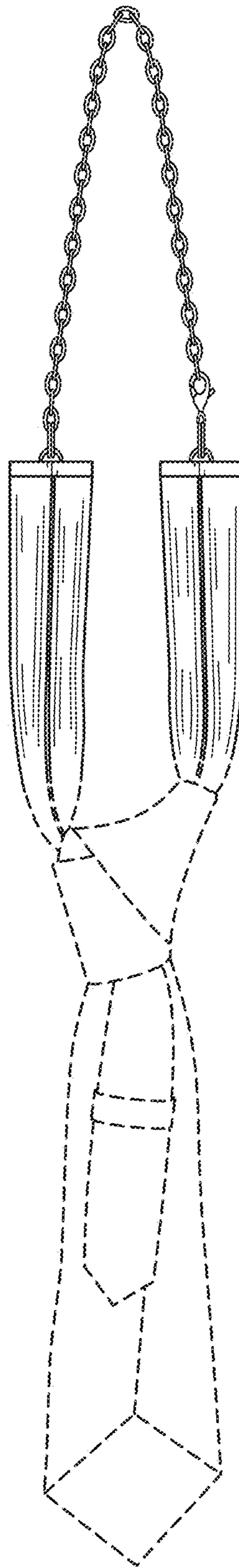


FIG. 4

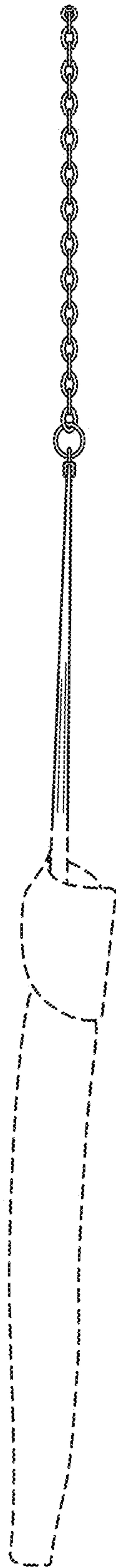


FIG. 5