



US00D877407S

(12) **United States Design Patent** (10) **Patent No.:** **US D877,407 S**
Wright et al. (45) **Date of Patent:** **** Mar. 3, 2020**

(54) **ELECTRONIC CIGARETTE VAPORIZER**

FOREIGN PATENT DOCUMENTS

(71) Applicant: **Nicoventures Holdings Limited**,
London (GB)

CN 304133119 S 5/2017
EM 002611426-0001 3/2015

(72) Inventors: **Jeremy Wright**, London (GB); **Adrian Wright**, London (GB)

OTHER PUBLICATIONS

(73) Assignee: **NICOVENTURES HOLDINGS LIMITED (A UK COMPANY)**,
London (GB)

Design U.S. Application No. 29/557,914, filed Mar. 14, 2016 inventors Powell et al., as available on Private Pair at www.uspto.gov, 289 pages.

(Continued)

(**) Term: **15 Years**

Primary Examiner — Marissa J Cash

(21) Appl. No.: **29/645,136**

(74) *Attorney, Agent, or Firm* — Patterson Thuent Pedersen, P.A.

(22) Filed: **Apr. 24, 2018**

(57) **CLAIM**

(30) **Foreign Application Priority Data**

We claim the ornamental design for an electronic cigarette vaporizer, as shown and described.

Oct. 24, 2017 (EM) 004418754

DESCRIPTION

(51) **LOC (12) Cl.** **27-02**

FIG. 1 is a perspective view of an electronic cigarette vaporizer having a side door in an open position.

(52) **U.S. Cl.**
USPC **D27/162**

FIG. 2 is a perspective view of an electronic cigarette vaporizer of FIG. 1 having a side door in a closed position.

(58) **Field of Classification Search**
USPC D27/100, 101, 139–196; D23/366;
D24/110; D19/101, 106, 115, 165, 195;
D7/416; D3/212, 247

FIG. 3 is a front elevational view of the electronic cigarette vaporizer depicted in FIG. 2.

CPC A24F 47/00; A24F 47/002; A24F 15/12;
A24F 1/32; A24F 15/18

FIG. 4 is a rear elevational view of the electronic cigarette vaporizer depicted in FIG. 2.

See application file for complete search history.

FIG. 5 is a left side elevational view of the electronic cigarette vaporizer depicted in FIG. 2.

(56) **References Cited**

U.S. PATENT DOCUMENTS

D634,417 S 3/2011 Abbondanzio et al.
D634,832 S 3/2011 Abbondanzio et al.
D696,815 S 12/2013 Abroff
D729,440 S 5/2015 Liu et al.
D758,004 S * 5/2016 Freshwater D27/163
D759,296 S 6/2016 Abroff et al.

FIG. 6 is a right side elevational view of the electronic cigarette vaporizer depicted in FIG. 2.

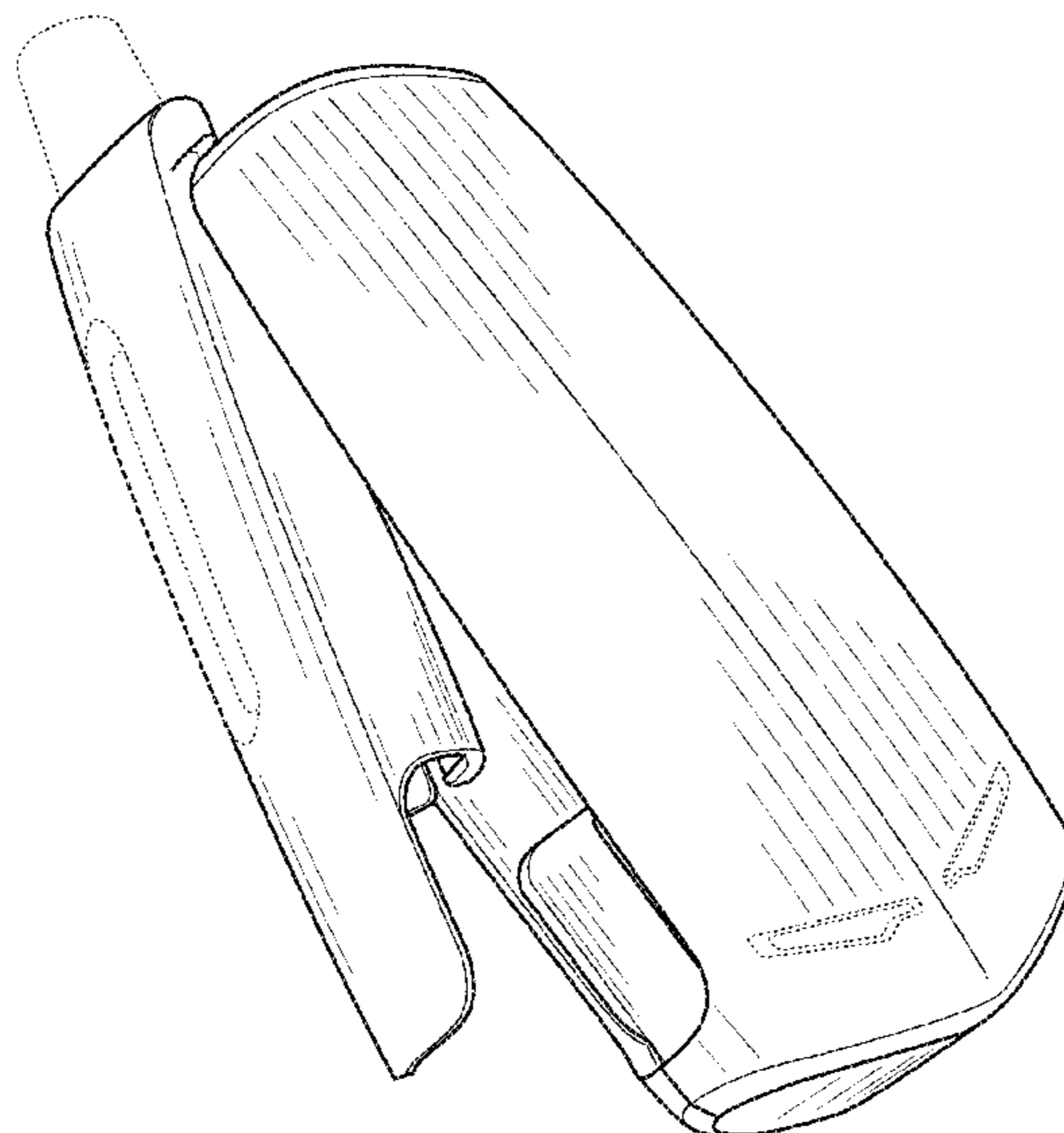
FIG. 7 is a top plan view of the electronic cigarette vaporizer depicted in FIG. 2; and,

FIG. 8 is a bottom plan view of the electronic cigarette vaporizer depicted in FIG. 2.

The broken lines in the drawings illustrate portions of the electronic cigarette vaporizer that form no part of the claimed design.

(Continued)

1 Claim, 8 Drawing Sheets



(56)

References Cited

U.S. PATENT DOCUMENTS

D760,429 S * 6/2016 Emarlou D27/163
 D768,834 S * 10/2016 Schuller et al.
 D771,867 S * 11/2016 Leidel D27/163
 D773,114 S * 11/2016 Leidel D27/163
 D787,657 S * 5/2017 Farone et al.
 D790,766 S * 6/2017 Li D27/163
 D792,642 S * 7/2017 Mendoza D27/101
 D799,111 S * 10/2017 Qiu D27/101
 D799,746 S * 10/2017 Leidel D27/163
 D800,377 S * 10/2017 Liu D27/101
 D802,834 S * 11/2017 Mathias D27/163
 D807,576 S * 1/2018 Liu D27/163
 D809,191 S * 1/2018 Li D27/101
 D809,192 S * 1/2018 Liu D27/163
 D814,693 S * 4/2018 Qiu D27/101
 9,968,136 B1 * 5/2018 Bell A24F 47/008
 D819,880 S * 6/2018 Qiu D27/101
 D819,882 S * 6/2018 Qiu D27/101
 D821,305 S * 6/2018 Liu D13/103
 D821,639 S * 6/2018 Dai D27/162
 D828,621 S * 9/2018 Qiu D27/162
 D828,622 S * 9/2018 Chen D27/162
 D828,912 S * 9/2018 Powell et al.
 D831,269 S * 10/2018 Qiu D27/162
 D831,270 S * 10/2018 Qiu D27/162
 D832,501 S * 10/2018 Qiu D27/162
 D832,504 S * 10/2018 Qiu D27/163
 D832,505 S * 10/2018 Bennett D27/193
 D833,063 S * 11/2018 Qiu D27/101
 D842,237 S * 3/2019 Qiu D13/103
 D842,238 S * 3/2019 Qiu D13/103
 D842,243 S * 3/2019 Qiu D13/108
 D844,890 S * 4/2019 Schwartz D27/101
 D846,796 S * 4/2019 Pan D27/101
 D846,798 S * 4/2019 Chen D27/163
 D849,994 S * 5/2019 Yan D27/163

10,299,513 B2 * 5/2019 Perez A24F 47/008
 2004/0025865 A1 2/2004 Nichols et al.
 2009/0114737 A1 5/2009 Yu et al.
 2011/0108025 A1 5/2011 Fink et al.
 2011/0290244 A1 12/2011 Schennum
 2015/0053217 A1 * 2/2015 Steingraber A24F 47/008
 131/329
 2017/0064999 A1 * 3/2017 Perez A24F 47/008
 2017/0101256 A1 * 4/2017 Zeitlin A24F 15/20
 2017/0231276 A1 8/2017 Mironov et al.
 2017/0232211 A1 8/2017 Gallem et al.
 2018/0160739 A1 * 6/2018 Chen A24F 47/008
 2019/0150508 A1 * 5/2019 Thorsen A24F 47/008

OTHER PUBLICATIONS

Design U.S. Application No. 29/645,129 filed, Apr. 24, 2018
 inventors Wright et al., as available on Private Pair at www.uspto.
 gov, 92 pages.
 Design U.S. Application No. 29/645,140, filed Apr. 24, 2018
 inventors Wright et al., as available on Private Pair at www.uspto.
 gov, 66 pages.
 Design U.S. Application No. 29/645,141, filed Apr. 24, 2018
 inventors Wright et al., as available on Private Pair at www.uspto.
 gov, 64 pages.
 Design U.S. Application No. 29/667,759, filed Oct. 24, 2018
 inventors Wright et al., as available on Private Pair at www.uspto.
 gov, 45 pages.
 Design U.S. Application No. 29/667,761, filed Oct. 24, 2018
 inventors Wright et al., as available on Private Pair at www.uspto.
 gov, 31 pages.
 Russian Decision to Grant for Russian Application No. 2016503074/
 49, dated Jan. 18, 2017, 4 pages.
 Russian Decision to Grant for Russian Application No. 2018501876/
 49, dated Apr. 24, 2018, 6 pages.

* cited by examiner

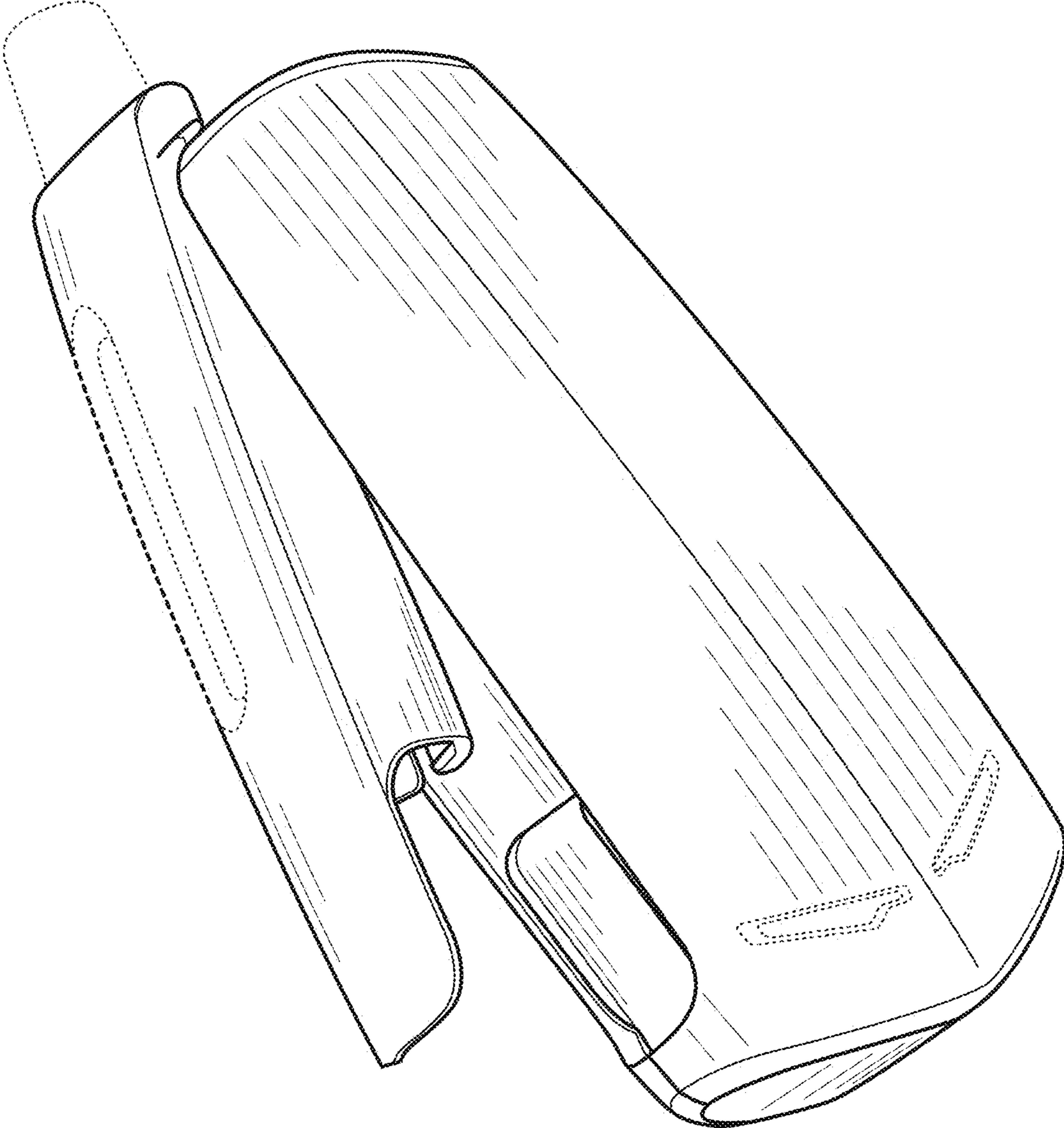


FIG. 1

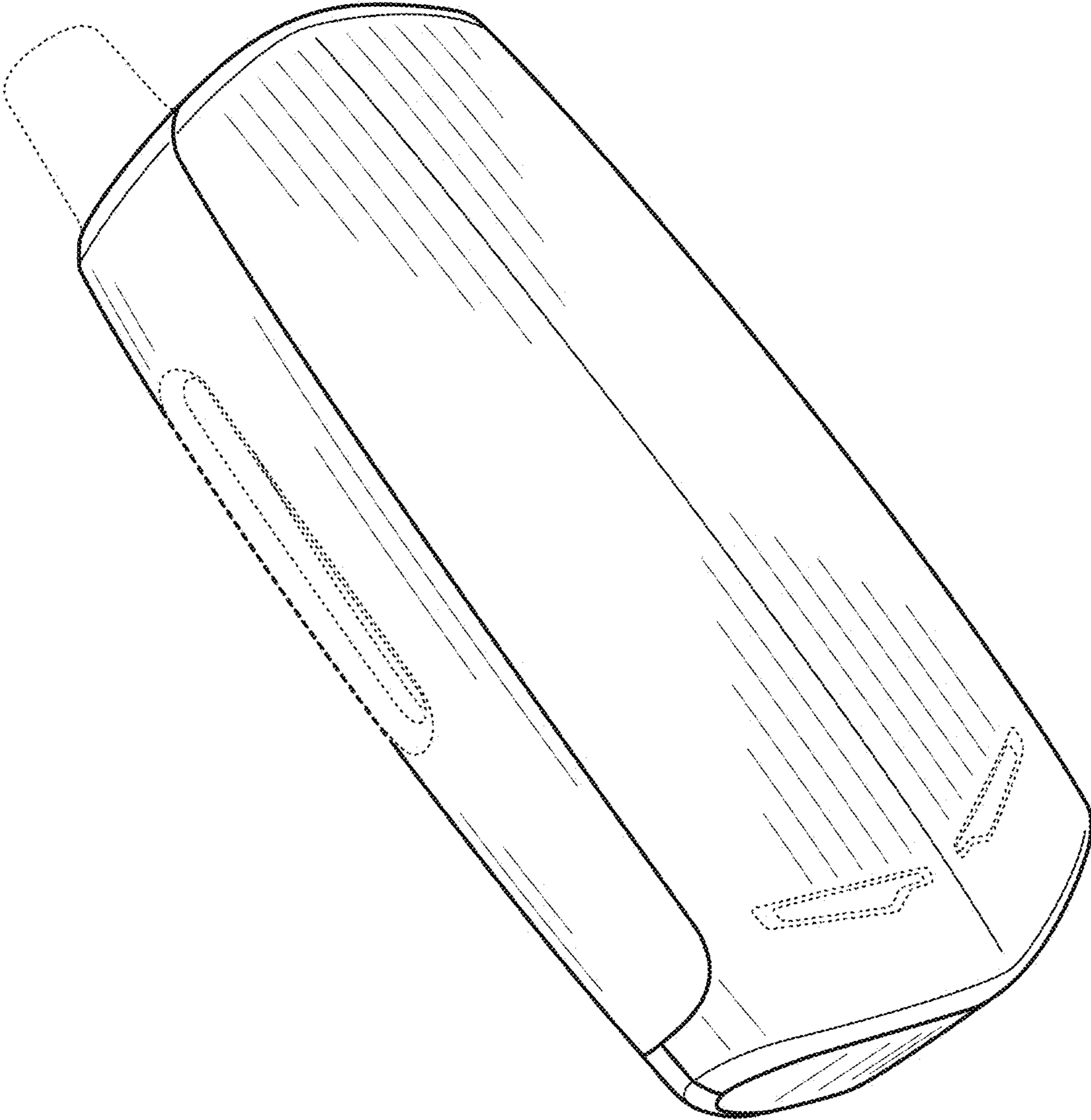


FIG. 2




FIG. 3

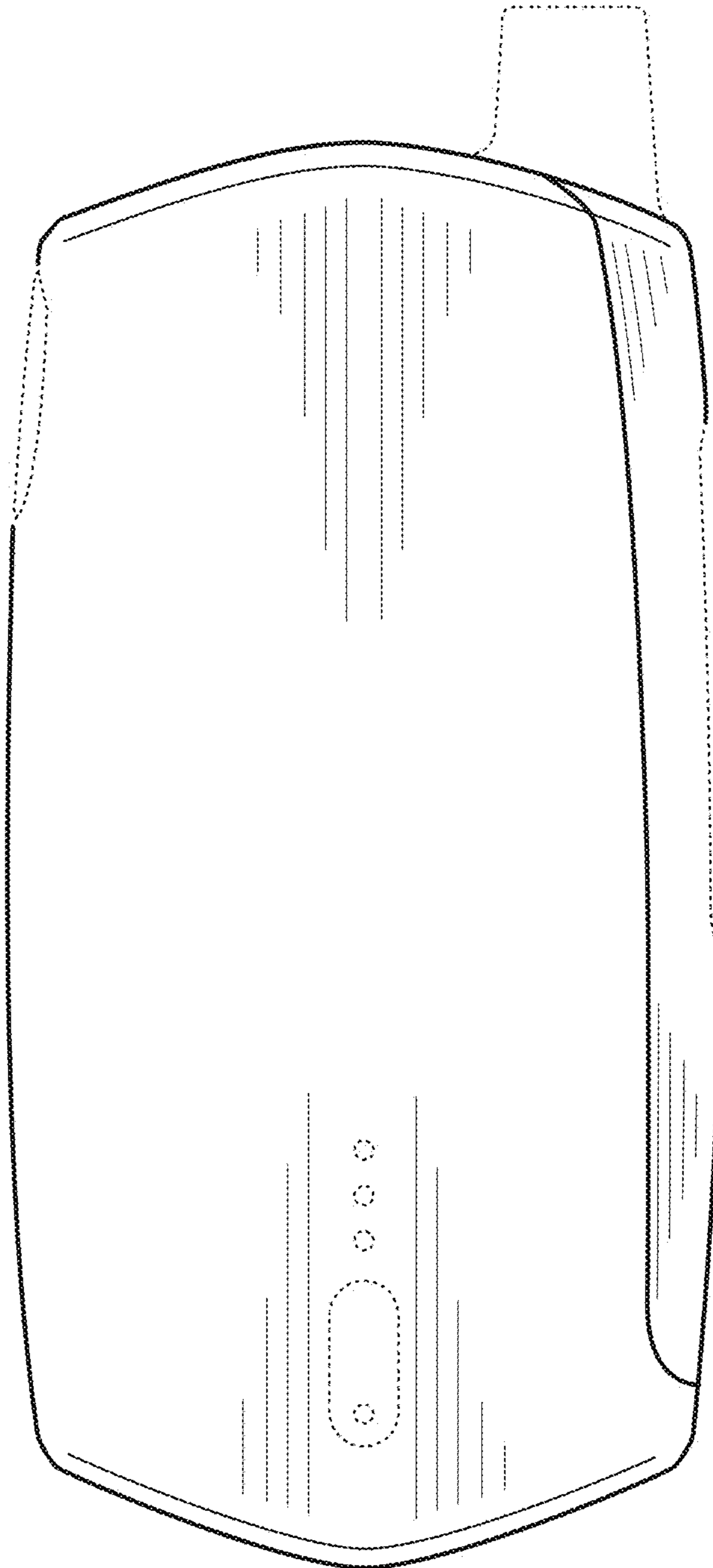


FIG. 4

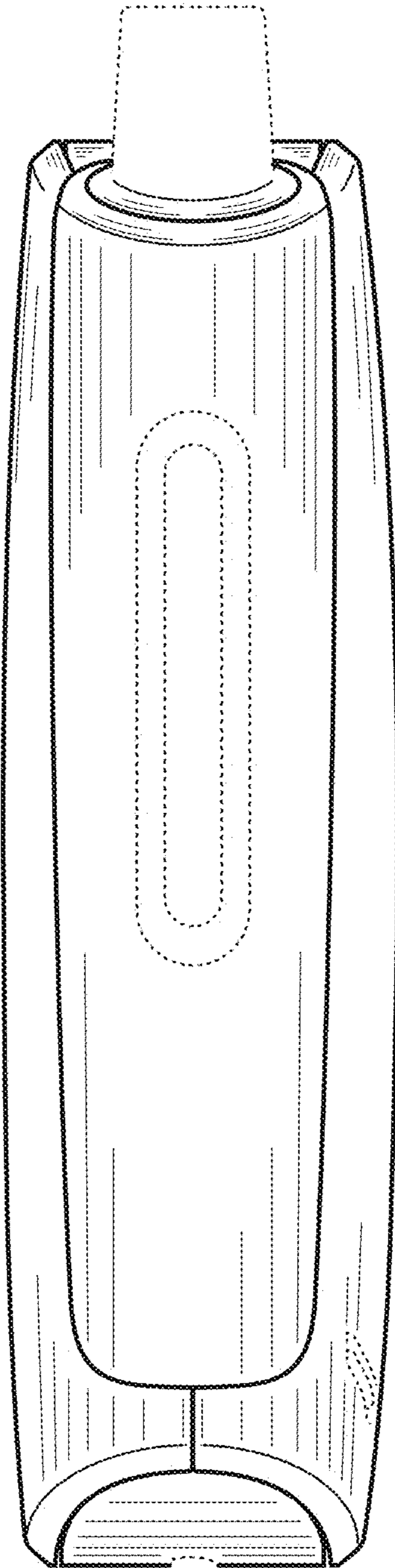


FIG. 5




FIG. 6

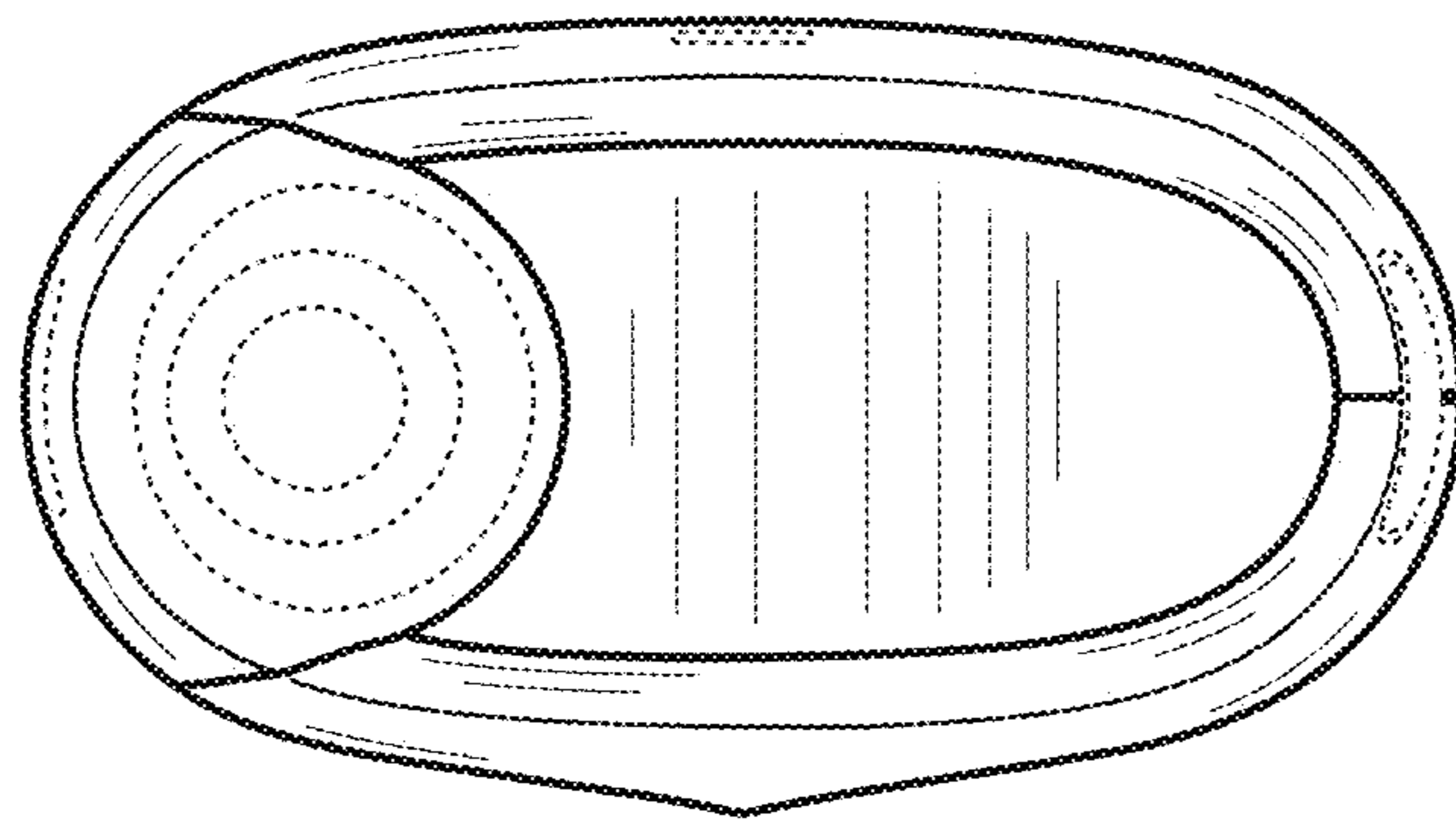


FIG. 7

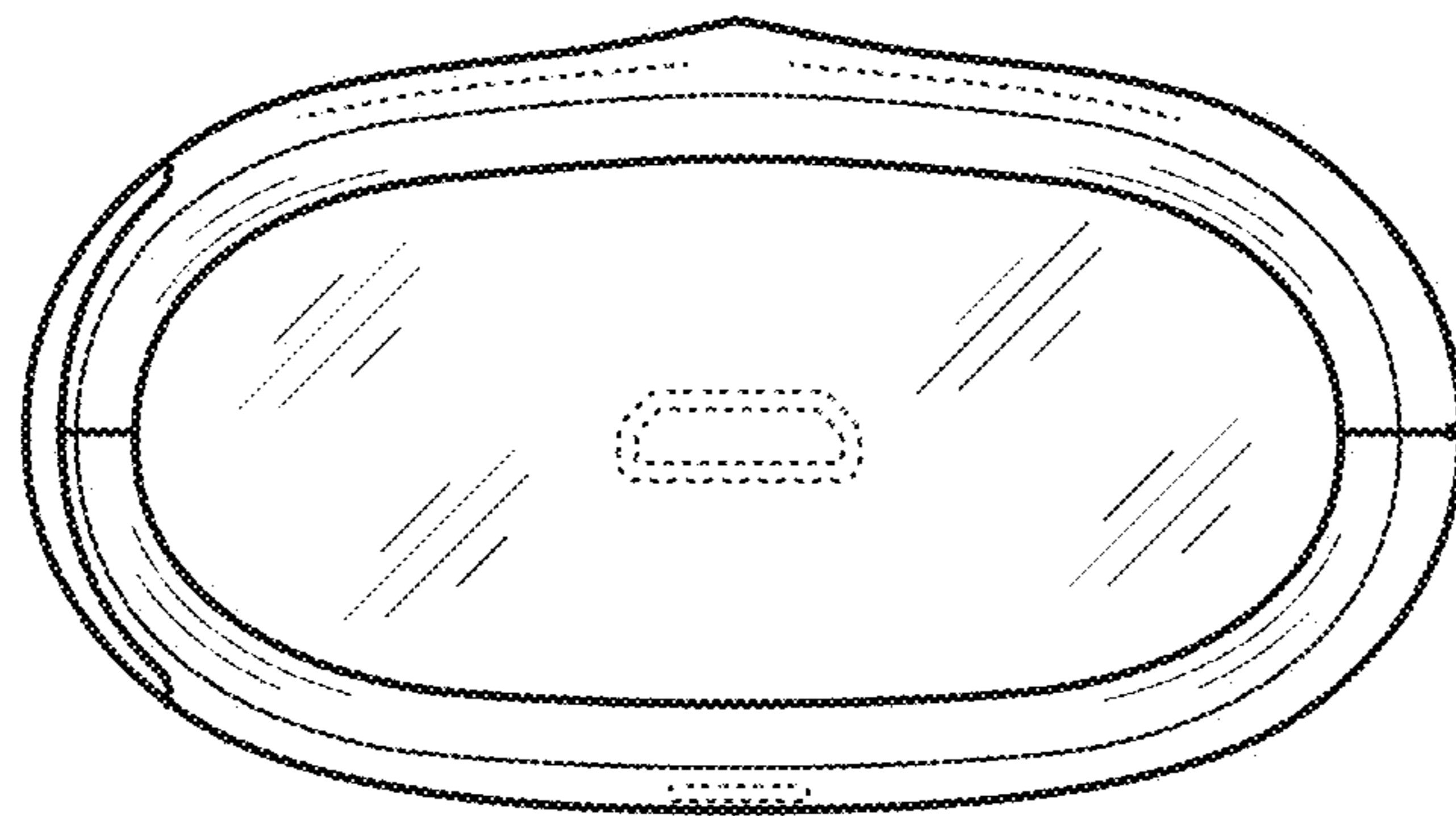


FIG. 8