



US00D877403S

(12) **United States Design Patent**
Trzcielinski

(10) **Patent No.:** **US D877,403 S**
(45) **Date of Patent:** **** Mar. 3, 2020**

(54) **HOUSING FOR A LED-BASED LIGHTING APPARATUS**

(71) Applicant: **LED Labs sp. z o.o.**, Cracow (PL)

(72) Inventor: **Grzegorz Trzcielinski**, Kraków (PL)

(73) Assignee: **LED Labs sp. z o.o.**, Cracow (PL)

(**) Term: **15 Years**

(21) Appl. No.: **29/661,238**

(22) Filed: **Aug. 25, 2018**

(51) **LOC (12) Cl.** **26-05**

(52) **U.S. Cl.**
USPC **D26/138**

(58) **Field of Classification Search**
USPC D26/2, 28, 72, 89, 113, 118, 119, 120,
D26/122, 138, 142

CPC F41C 27/00; F41C 33/0254; G02B 5/045;
G02B 5/189; F21S 8/00; F21S 8/03;
F21S 8/026; F21S 8/02; F21S 8/003;
F21S 8/043; F21S 8/06; F21S 8/04; F21V
7/005; F21V 15/01; F21V 15/04; F21V
25/00; G02F 2001/133607; F21Y 2103/00

See application file for complete search history.

(56) **References Cited**

U.S. PATENT DOCUMENTS

D384,178 S * 9/1997 Costa D26/76
D625,463 S * 10/2010 Klus D26/138

D649,688 S * 11/2011 Trzesniowski D26/138
D701,639 S * 3/2014 Maxik D26/138
D747,031 S * 1/2016 Edwards D26/138
D749,774 S * 2/2016 Provitola D26/118
9,506,609 B1 * 11/2016 Groves F21V 31/005
D818,634 S * 5/2018 Sherman D26/138
D846,181 S * 4/2019 Bellows D26/138
D847,412 S * 4/2019 Trzcielinski D26/138
D853,625 S * 7/2019 Antony D26/138
D856,574 S * 8/2019 Trzcielinski D26/138
2006/0146531 A1 * 7/2006 Reo F21V 5/008
362/244
2009/0219713 A1 * 9/2009 Siemiet F21V 3/02
362/218

* cited by examiner

Primary Examiner — Mark A Goodwin

Assistant Examiner — Benjamin M Weeks

(74) *Attorney, Agent, or Firm* — Andrew Malarz, Esq.

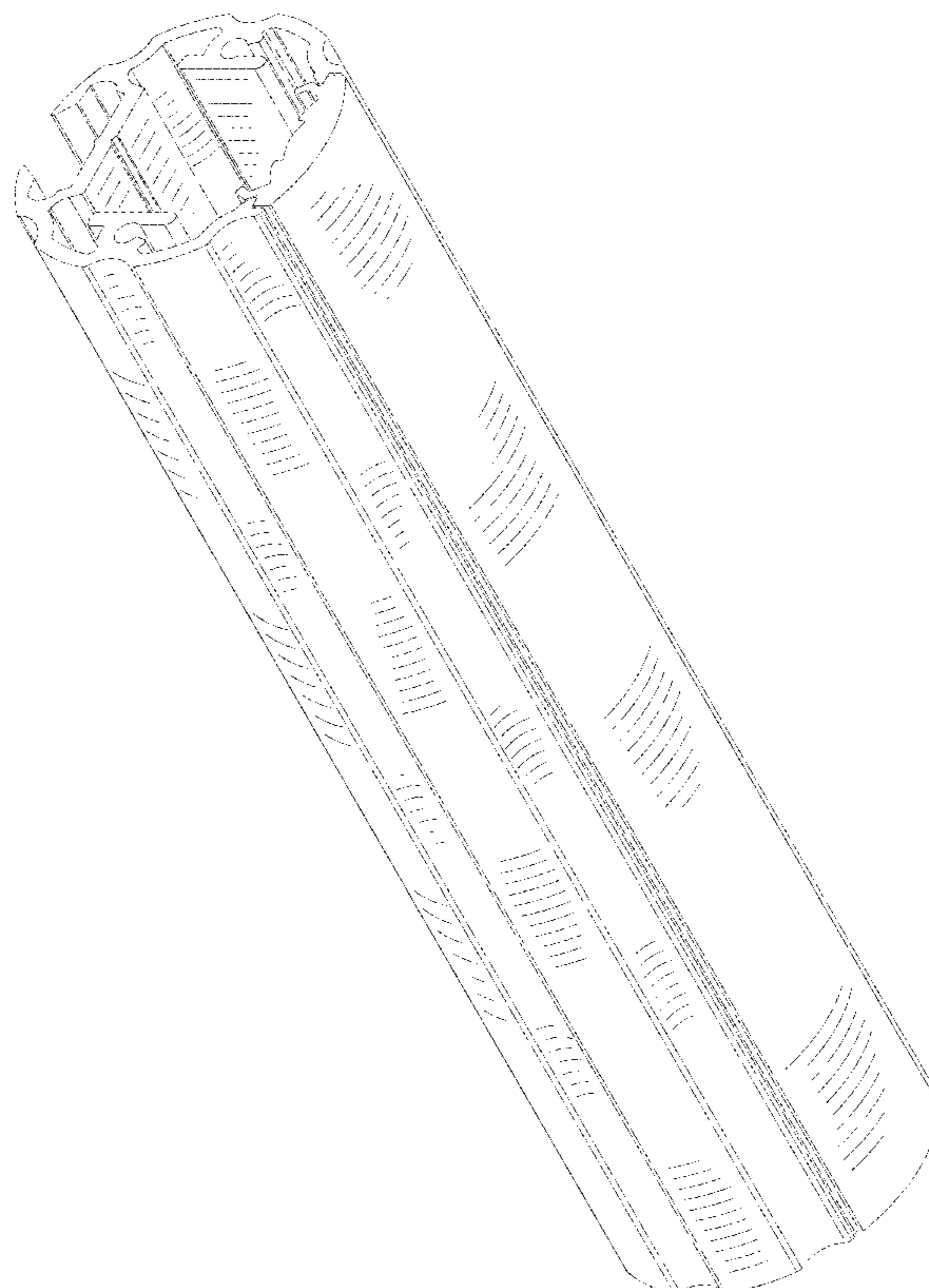
(57) **CLAIM**

The ornamental design for a housing for a LED-based lighting apparatus, as shown and described.

DESCRIPTION

FIG. 1 is a front, a left side perspective view of a housing for a LED-based lighting apparatus showing my new design; FIG. 2 is a front elevational view thereof; FIG. 3 is a top plan view thereof; FIG. 4 is a bottom plan view thereof; and, FIG. 5 is a right side elevational view thereof, the left side being a mirror image.

1 Claim, 5 Drawing Sheets



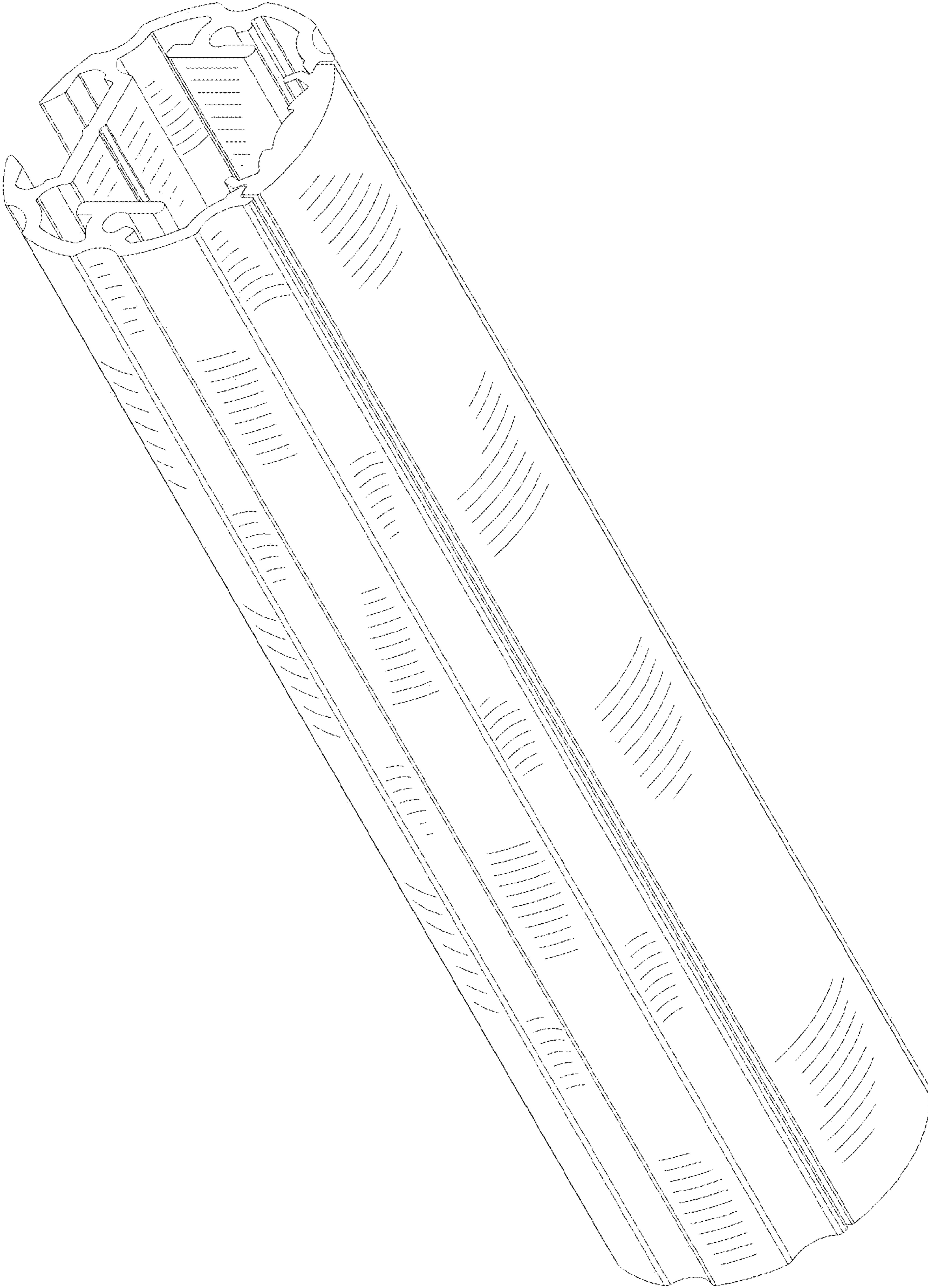


FIG. 1

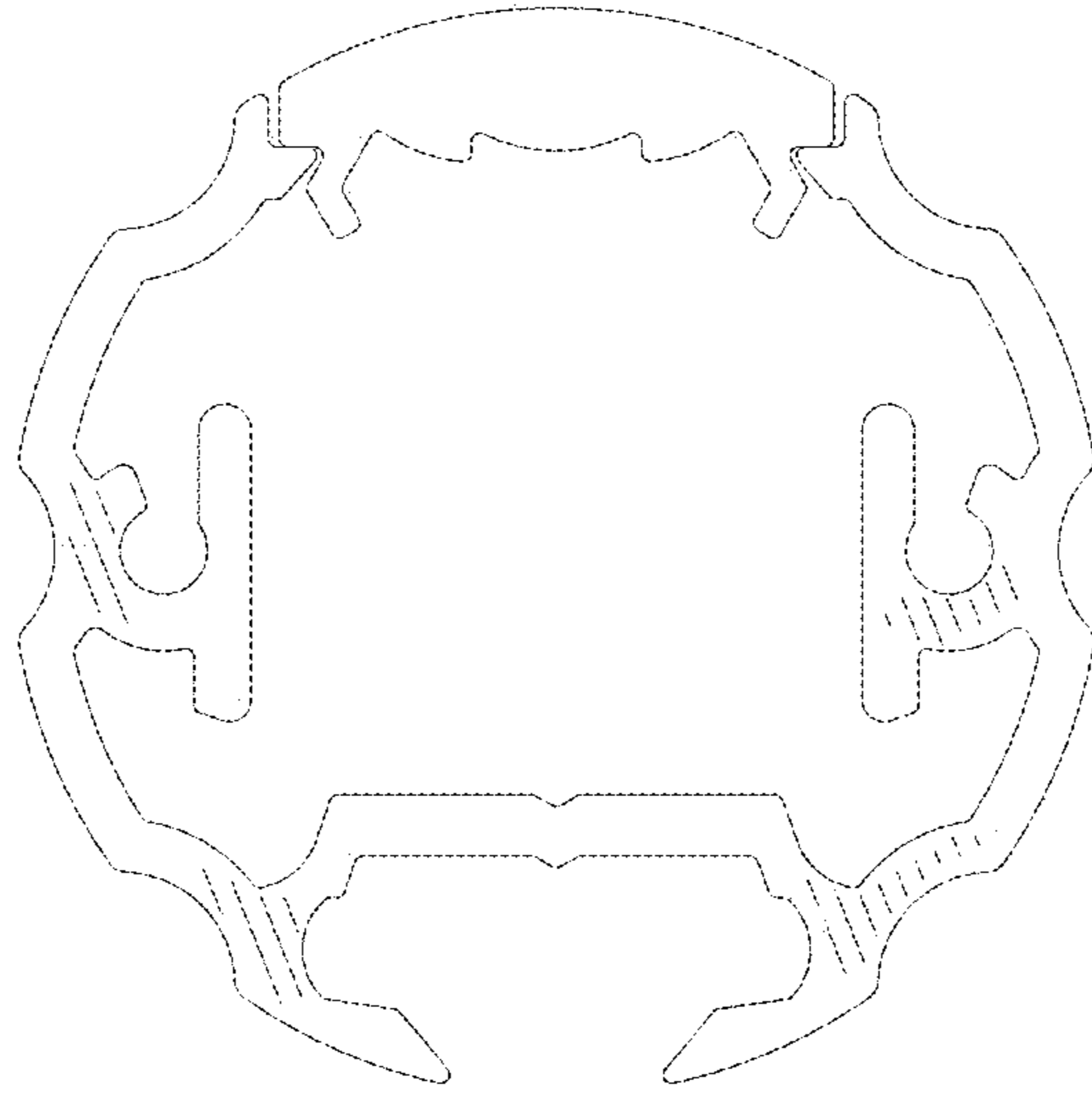


FIG. 2

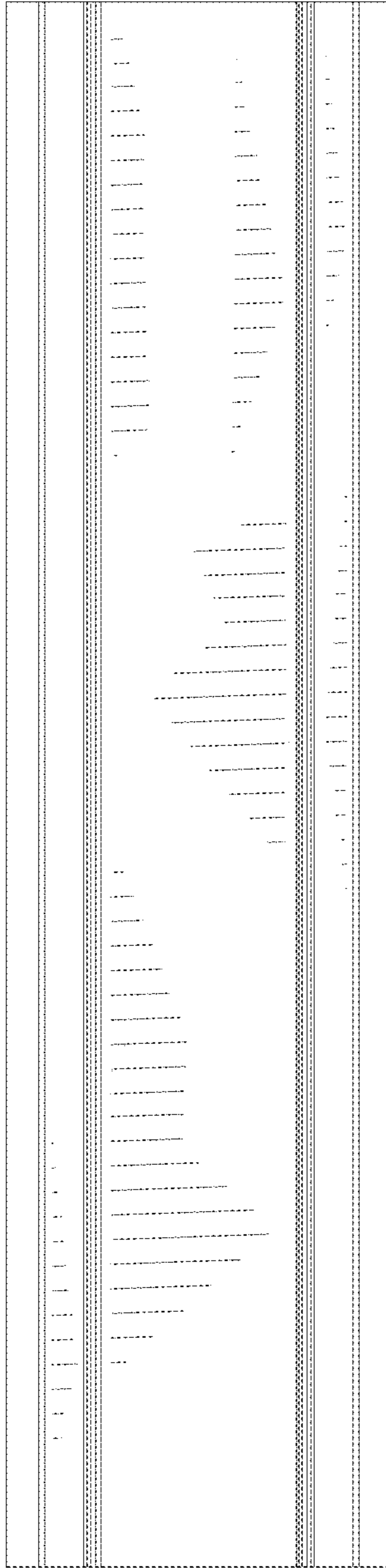


FIG. 3




FIG. 4

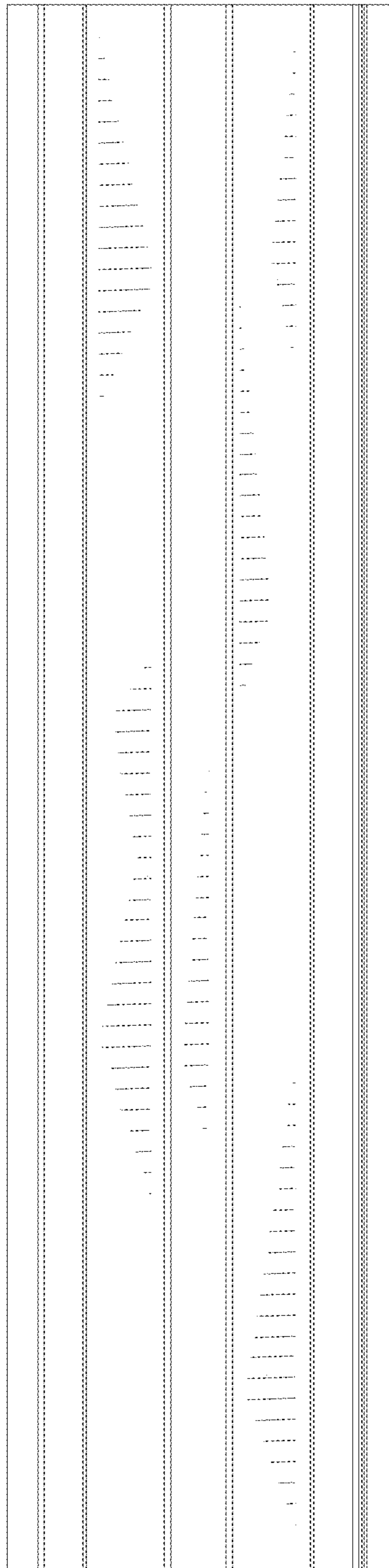


FIG. 5