



US00D877361S

(12) **United States Design Patent** (10) **Patent No.:** **US D877,361 S**
Menon et al. (45) **Date of Patent:** **** Mar. 3, 2020**

(54) **DIALYSIS RECHARGER CABINET**

(56) **References Cited**

(71) Applicant: **Medtronic, Inc.**, Minneapolis, MN (US)

U.S. PATENT DOCUMENTS

(72) Inventors: **Kanjimpuredathil Muralikrishna Menon**, Bangalore (IN); **Kaustubh R. Patil**, Bangalore (IN); **Mahesh Parameswaran**, Bangalore (IN); **Ramkumar Jeyachandran**, Bangalore (IN); **Rohit Kumar Narula**, Dehra Dun (IN)

D714,456 S * 9/2014 Lura D24/185
D721,815 S * 1/2015 Lura D24/185
D777,932 S * 1/2017 Lura D24/185
D778,073 S * 2/2017 Sandgrund D6/327
D812,770 S * 3/2018 Menon D24/232
D818,605 S * 5/2018 Menon D24/232

* cited by examiner

(73) Assignee: **Medtronic, Inc.**, Minneapolis, MN (US)

Primary Examiner — Wan Laymon

Assistant Examiner — Mark Booker

(**) Term: **15 Years**

(74) *Attorney, Agent, or Firm* — Kenneth Collier; Roger Hahn

(21) Appl. No.: **29/644,514**

(57) **CLAIM**

The ornamental design for a dialysis recharger cabinet, as shown and described.

(22) Filed: **Apr. 18, 2018**

DESCRIPTION

Related U.S. Application Data

(62) Division of application No. 29/564,767, filed on May 16, 2016, now Pat. No. Des. 818,605.

FIG. 1 is a perspective view of a dialysis recharger cabinet; FIG. 2 is a front view thereof; FIG. 3 is a rear view thereof; FIG. 4 is a left side view thereof; FIG. 5 is a right side view thereof; and, FIG. 6 is a front view of a dialysis recharger cabinet according to a second embodiment.

(51) **LOC (12) Cl.** **24-00**

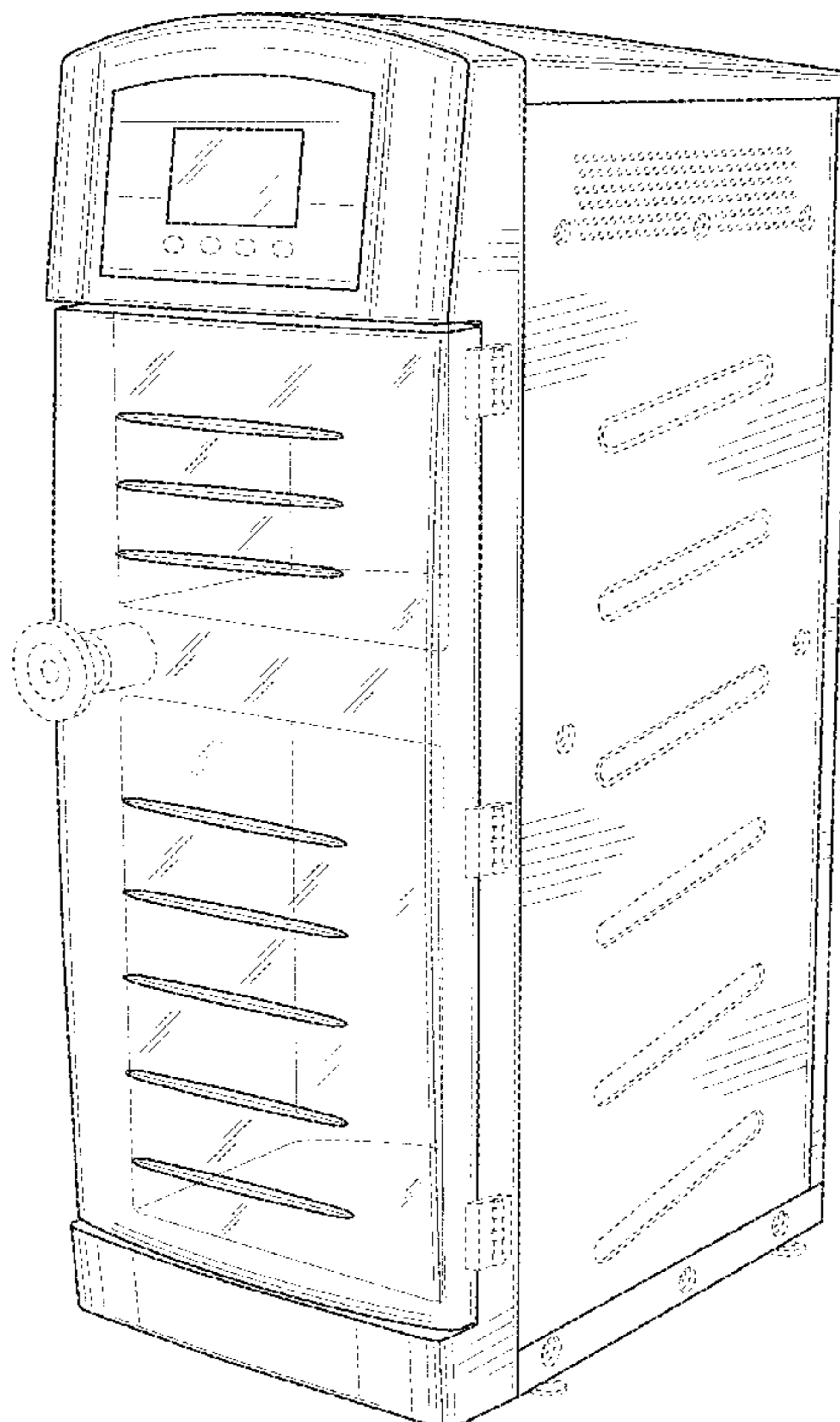
(52) **U.S. Cl.**
USPC **D24/232**

The broken lines shown in the figures represent portions of the dialysis recharger cabinet that form no part of the claimed design.

(58) **Field of Classification Search**
USPC D24/232, 170-171, 177, 185-186, 184, D24/231, 169; D6/663-664, 703, 703.1, D6/703.5, 705.1, 327
CPC A61L 2/04; B01D 15/08

See application file for complete search history.

1 Claim, 6 Drawing Sheets






FIG. 1




FIG. 2

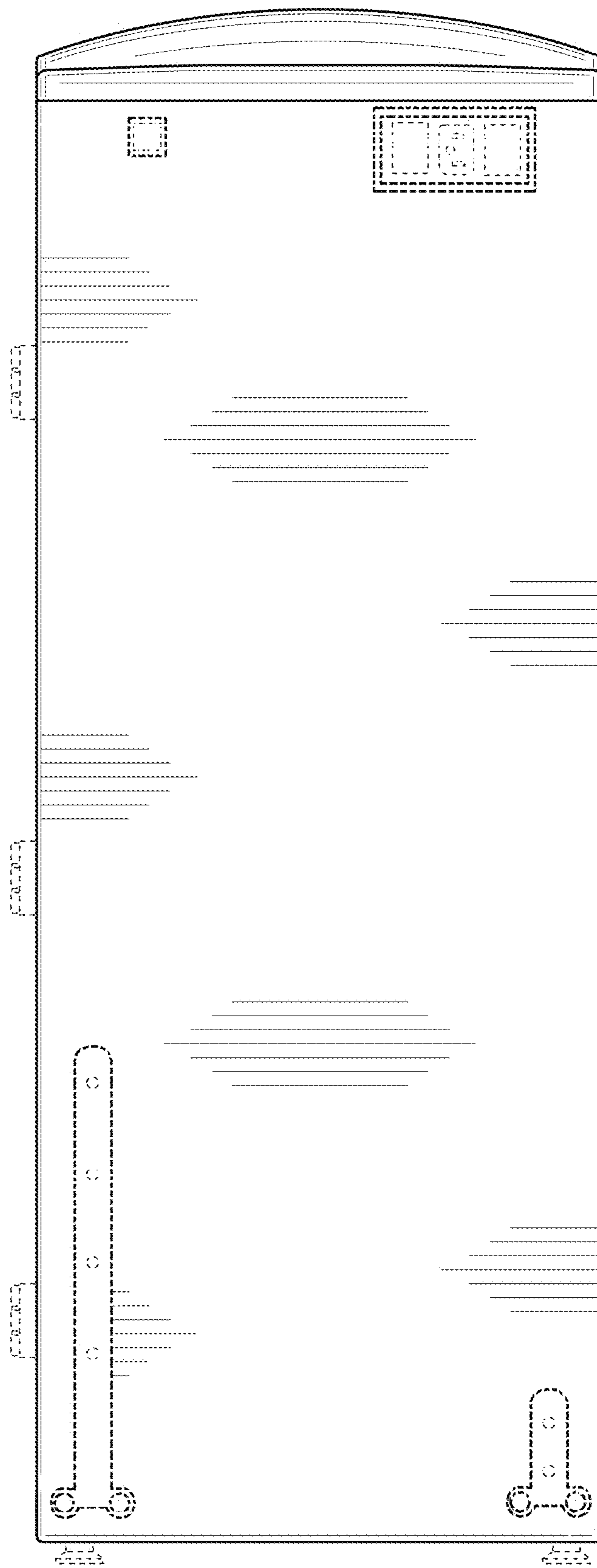


FIG. 3

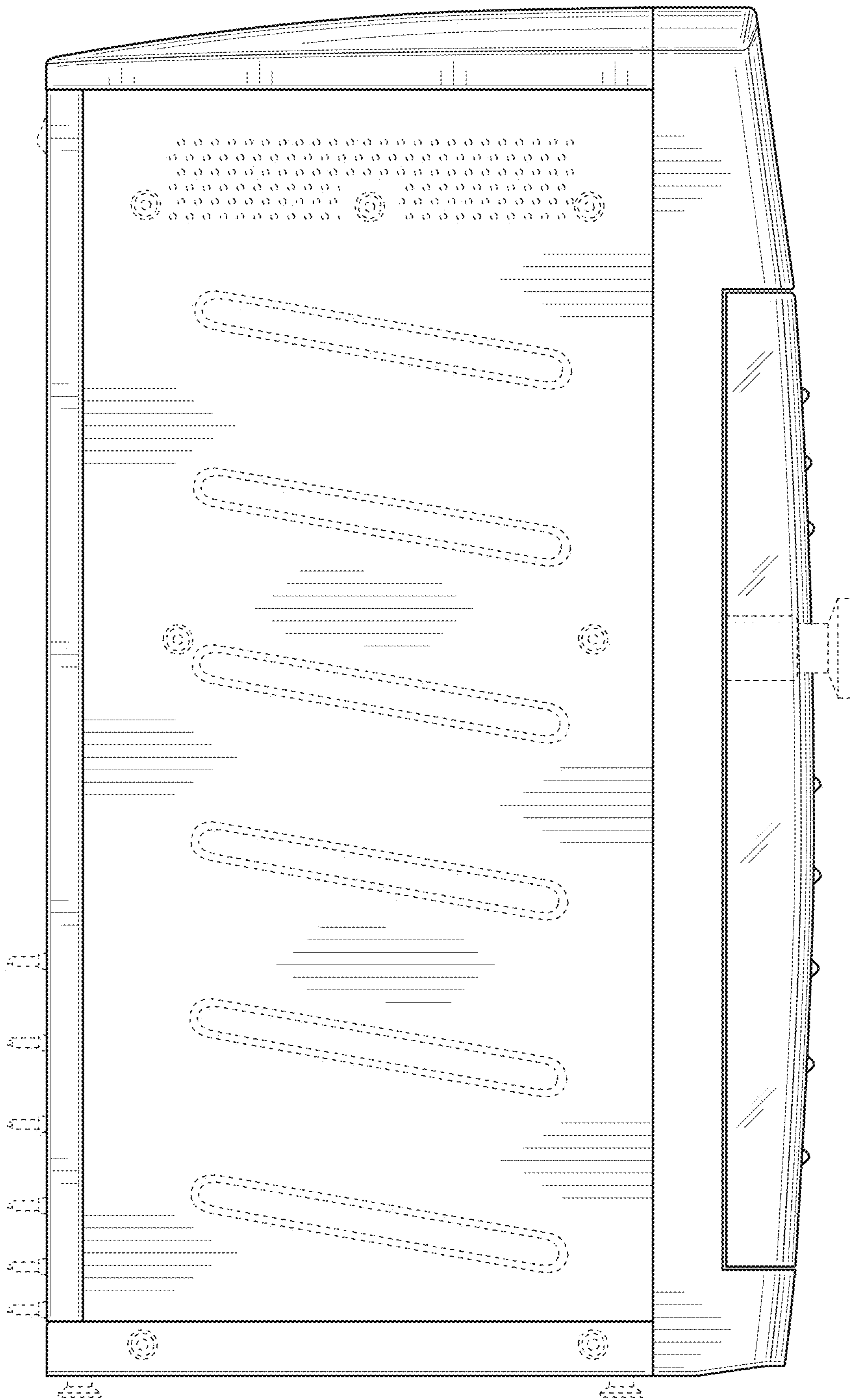


FIG. 4

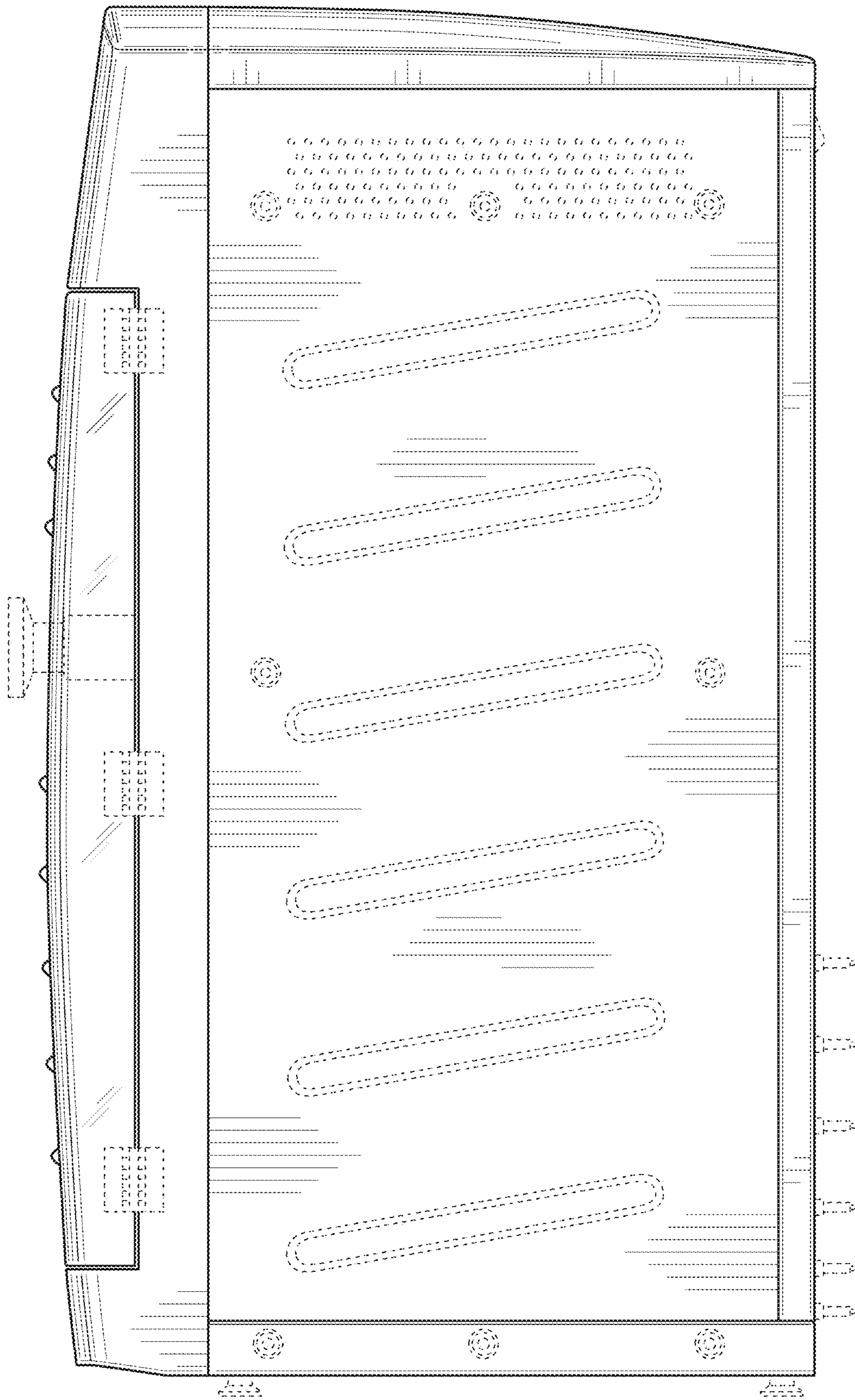


FIG. 5

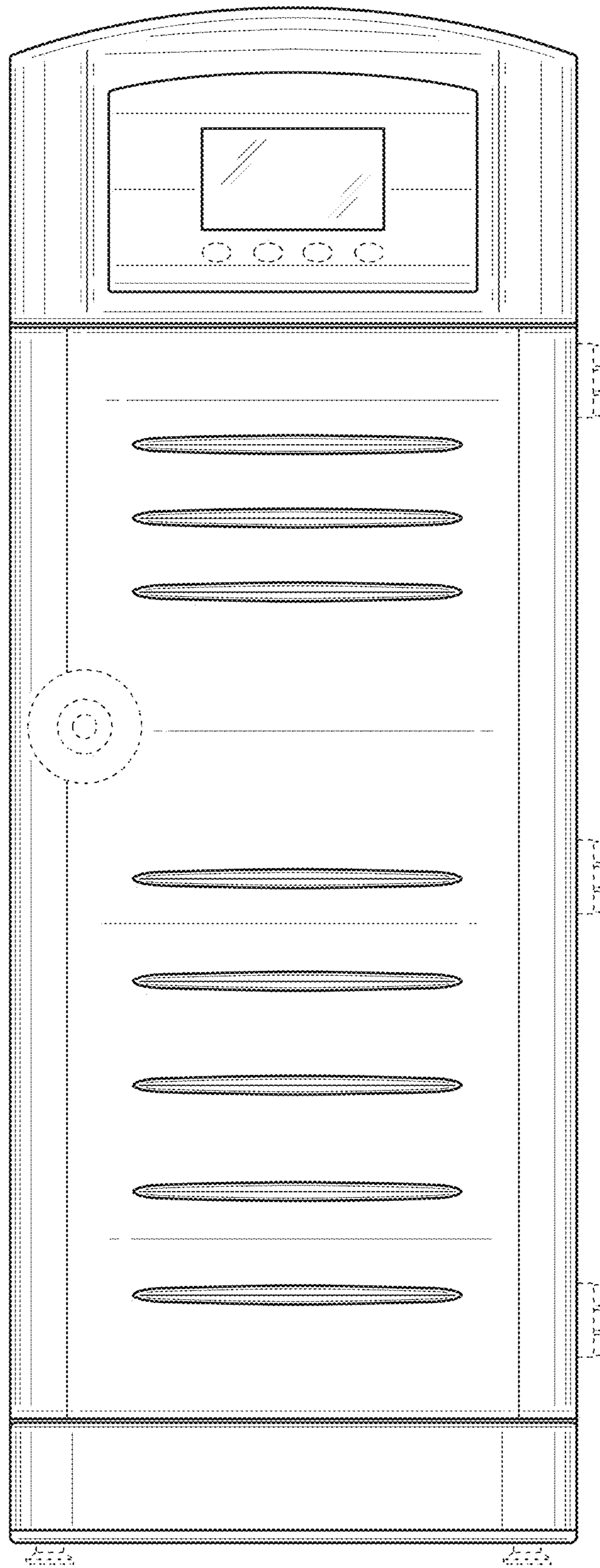


FIG. 6