



US00D877352S

(12) **United States Design Patent**  
**Jouffret**

(10) **Patent No.:** **US D877,352 S**  
(45) **Date of Patent:** **\*\* Mar. 3, 2020**

- (54) **VIBRATOR**
- (71) Applicant: **WFH DESIGN LTD**, Dublin (IE)
- (72) Inventor: **Patrick Jouffret**, Toulon (FR)
- (\*\*) Term: **15 Years**
- (21) Appl. No.: **29/674,529**
- (22) Filed: **Dec. 21, 2018**
- (51) **LOC (12) Cl.** ..... **28-03**
- (52) **U.S. Cl.**  
USPC ..... **D24/215**
- (58) **Field of Classification Search**  
USPC ..... 601/15, 18, 19, 46, 47, 48, 52, 99, 112,  
601/113, 118, 125, 129, 134, 135, 137,  
601/DIG. 12, DIG. 14, DIG. 15, DIG. 16,  
601/DIG. 17; D24/133, 200, 211, 212,  
D24/213, 214, 215; 600/38, 39, 40, 41;  
D30/160  
CPC .. A61H 2201/0153; A61H 1/00; A61H 39/02;  
A61H 7/007; A61H 19/44; A61H 19/30  
See application file for complete search history.

D742,535 S *	11/2015	Wu .....	D24/215
D752,298 S *	3/2016	Stephens .....	D24/200
D765,870 S *	9/2016	Sedic .....	D24/200
D773,662 S *	12/2016	Boler .....	D24/141
D809,150 S *	1/2018	Nolasco .....	D24/215
D824,037 S *	7/2018	Yueh .....	D24/215
D829,922 S *	10/2018	Sedic .....	D24/215
D838,862 S *	1/2019	Sedic .....	D24/215
D840,548 S *	2/2019	Page .....	D24/215
D844,804 S *	4/2019	Sedic .....	D24/215

(Continued)

**OTHER PUBLICATIONS**

Amazon, "Relax Tool", Oct. 10, 2019. [https://www.amazon.com/Handsfree-Wireless-Stimulation-Vibrating-Waterproof/dp/B07WZ8V6MW/ref=pd\\_day0\\_c\\_121\\_50?encoding=UTF8&pd\\_rd\\_i=B07WZ8V6MW&pd\\_rd\\_r=f5a7cc17-e09f-4223-91b7-841965574765&pd\\_rd\\_w=IDWwK&pd\\_rd\\_wg=BCEQG&pf\\_rd\\_p=d1bdf0eb-f315-4f47-a0ca-e70a298bb0cd](https://www.amazon.com/Handsfree-Wireless-Stimulation-Vibrating-Waterproof/dp/B07WZ8V6MW/ref=pd_day0_c_121_50?encoding=UTF8&pd_rd_i=B07WZ8V6MW&pd_rd_r=f5a7cc17-e09f-4223-91b7-841965574765&pd_rd_w=IDWwK&pd_rd_wg=BCEQG&pf_rd_p=d1bdf0eb-f315-4f47-a0ca-e70a298bb0cd). (Year: 2019).\*

*Primary Examiner* — Cynthia Ramirez  
*Assistant Examiner* — Michael A Maharajh  
(74) *Attorney, Agent, or Firm* — Pearne & Gordon LLP

(57) **CLAIM**

The ornamental design for a vibrator, as shown and described.

**DESCRIPTION**

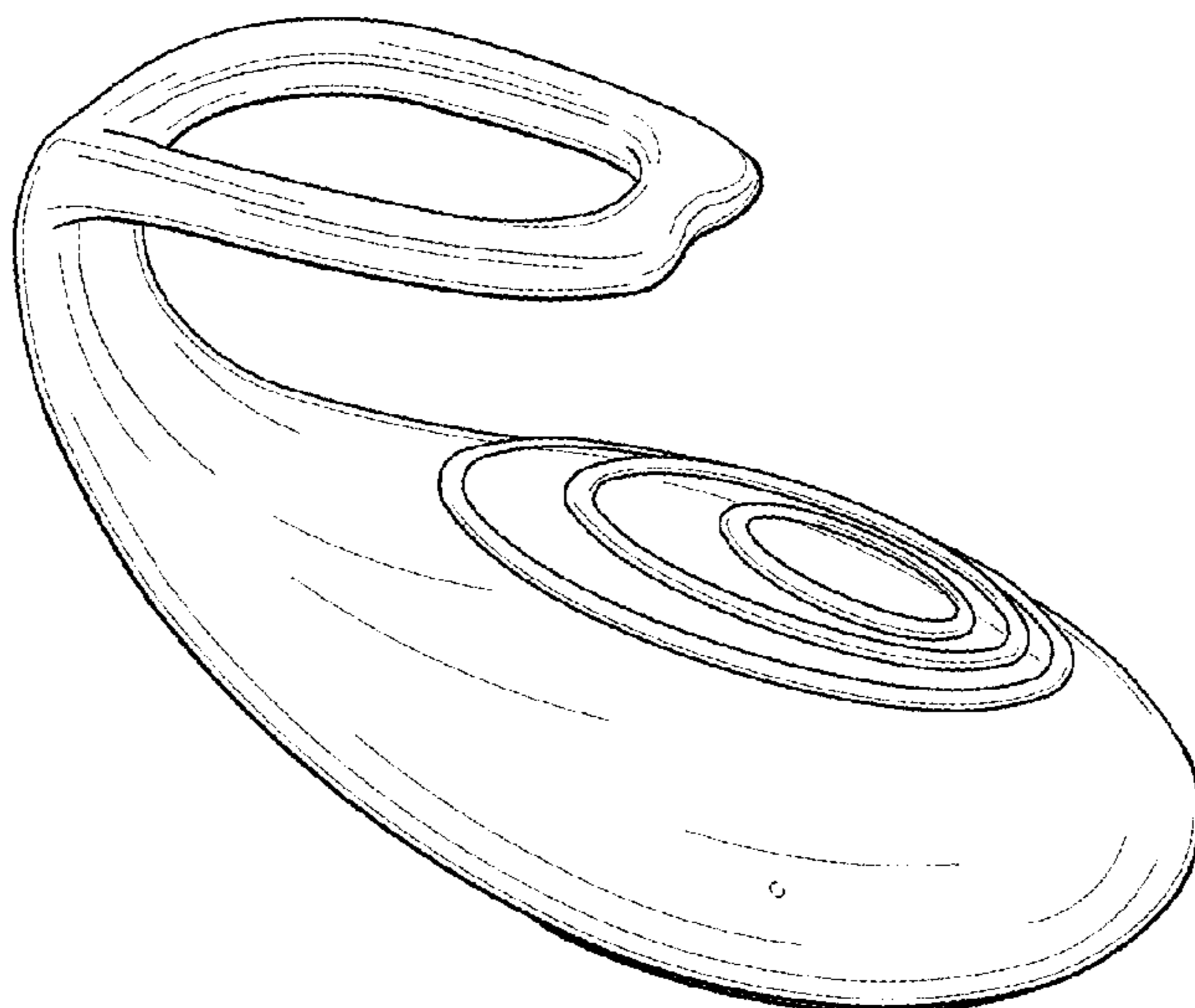
FIG. 1 is an upper perspective view of a vibrator showing my new invention;  
FIG. 2 is a lower perspective view thereof;  
FIG. 3 is a top view thereof;  
FIG. 4 is a left side view thereof;  
FIG. 5 is a bottom view thereof;  
FIG. 6 is a right side view thereof;  
FIG. 7 is a rear view thereof; and,  
FIG. 8 is a front view thereof.  
The broken lines shown in the drawings illustrate portions of the vibrator that form no part of the claimed design.

**1 Claim, 3 Drawing Sheets**

(56) **References Cited**

**U.S. PATENT DOCUMENTS**

D605,779 S *	12/2009	Murison .....	D24/215
D652,942 S *	1/2012	Murison .....	D24/215
D665,094 S *	8/2012	Sedic .....	D24/215
D674,910 S *	1/2013	Adams .....	D24/215
D681,221 S *	4/2013	Chen .....	D24/215
D681,224 S *	4/2013	Chen .....	D24/215
D700,347 S *	2/2014	Sedic .....	D24/215
D704,346 S *	5/2014	Tai .....	D24/215
D704,347 S *	5/2014	Tai .....	D24/215
D706,436 S *	6/2014	Hahr .....	D24/215
D706,437 S *	6/2014	Hahr .....	D24/215
D706,438 S *	6/2014	Hahr .....	D24/215
D706,439 S *	6/2014	Hahr .....	D24/215
D712,059 S *	8/2014	Sedic .....	D24/215
D725,283 S *	3/2015	Sedic .....	D24/215
D728,119 S *	4/2015	Sedic .....	D24/215
D732,683 S *	6/2015	Zhang .....	D24/215



(56)

**References Cited**

U.S. PATENT DOCUMENTS

D848,016	S *	5/2019	Fuhner .....	D24/215
D861,910	S *	10/2019	Wang .....	D24/215
2003/0083598	A1 *	5/2003	Kobayashi .....	A61F 5/41 601/70
2008/0009775	A1 *	1/2008	Murison .....	A61H 19/34 601/46
2008/0077058	A1 *	3/2008	Klearman .....	A61H 19/00 601/70
2013/0331745	A1 *	12/2013	Sedic .....	A61H 19/34 601/46
2014/0088350	A1 *	3/2014	Nan .....	A61H 19/34 600/38
2014/0228629	A1 *	8/2014	Baetica .....	A61H 19/34 600/38
2015/0231024	A1 *	8/2015	Sedic .....	A61H 19/50 600/38

\* cited by examiner

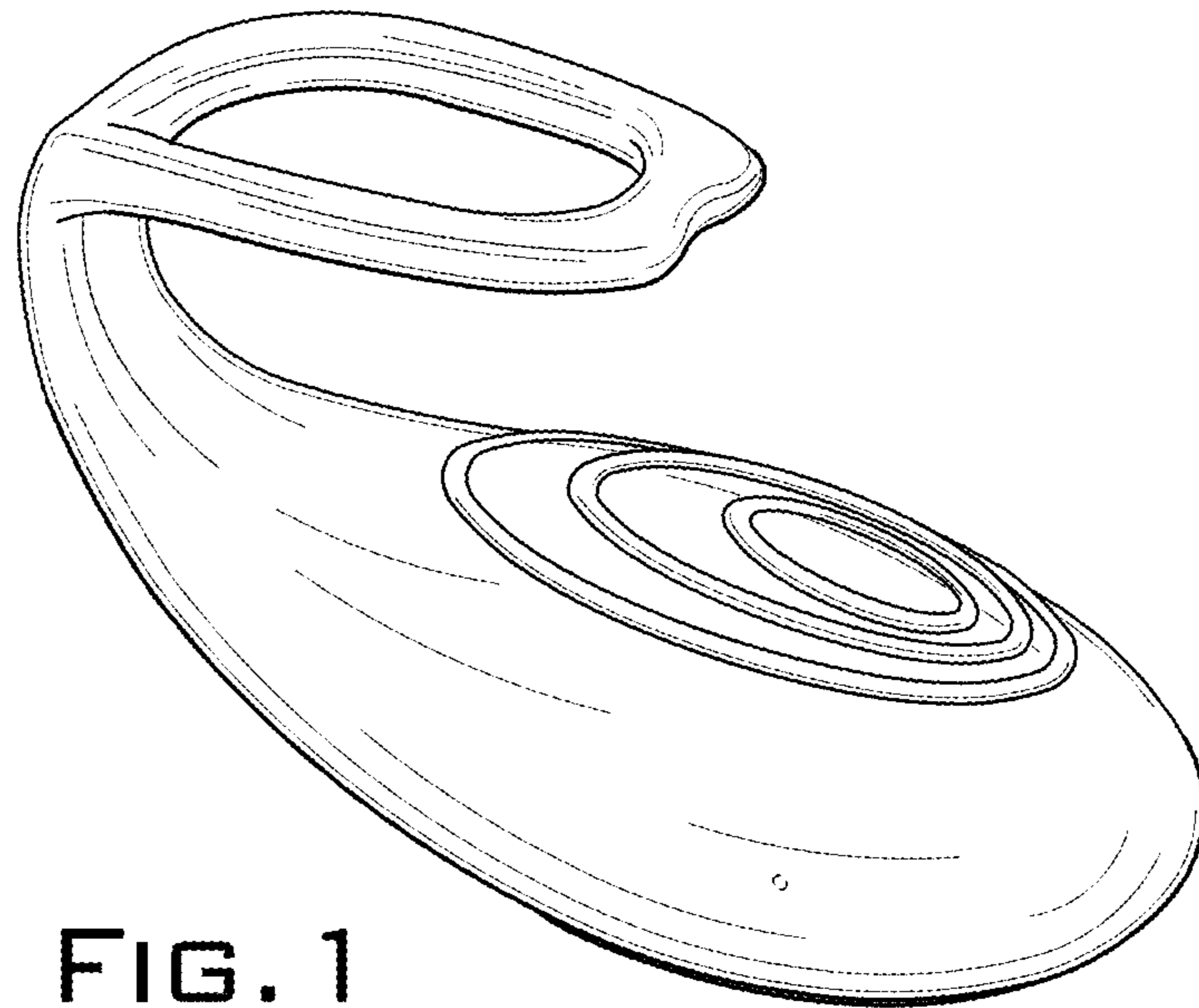


FIG. 1

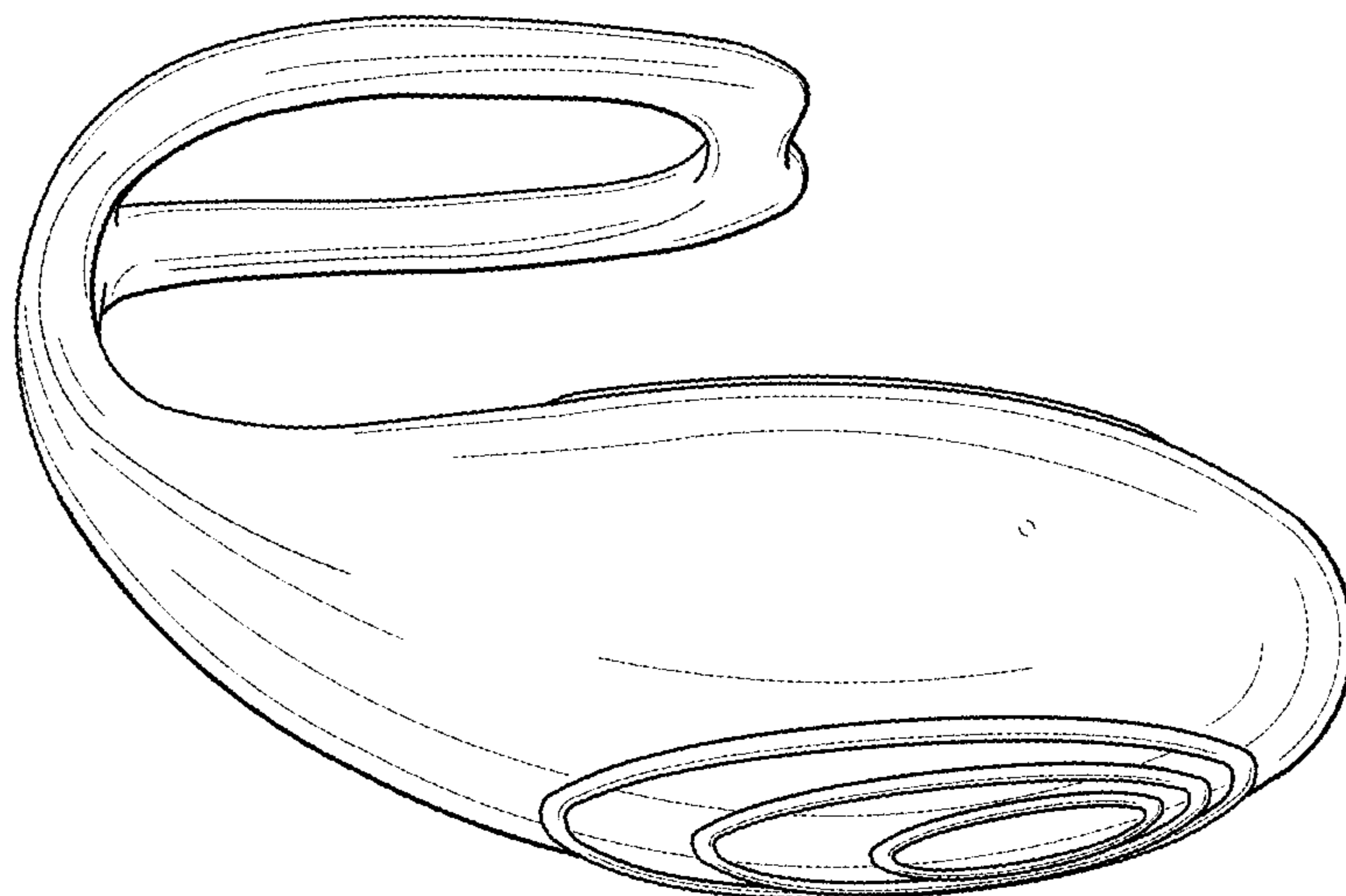


FIG. 2

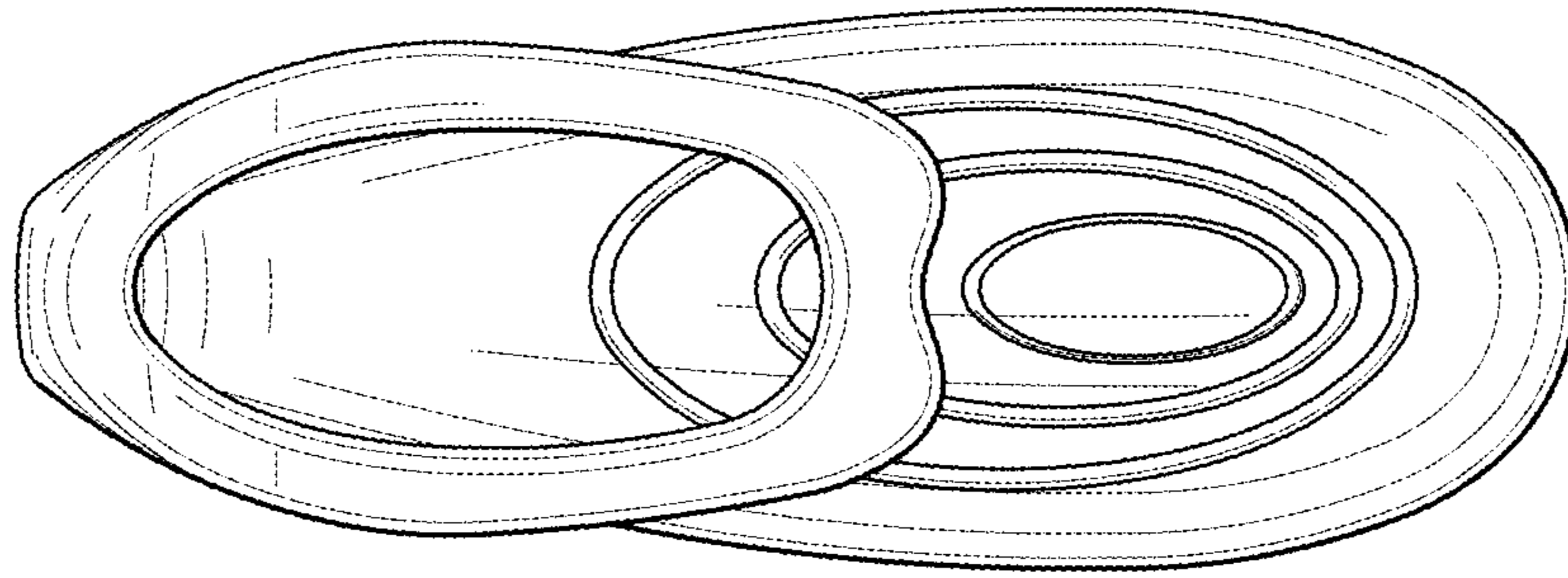


FIG. 3

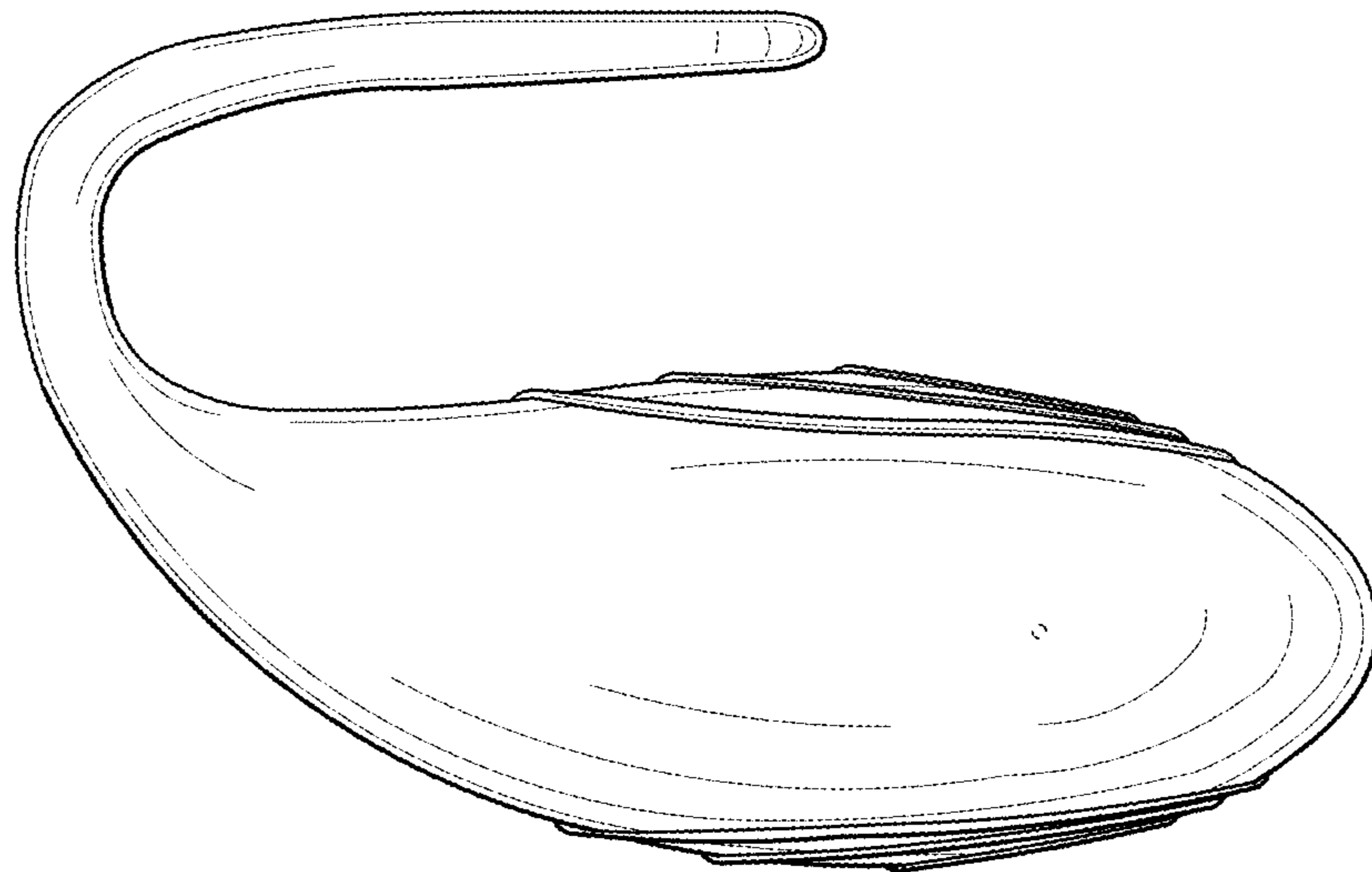


FIG. 4

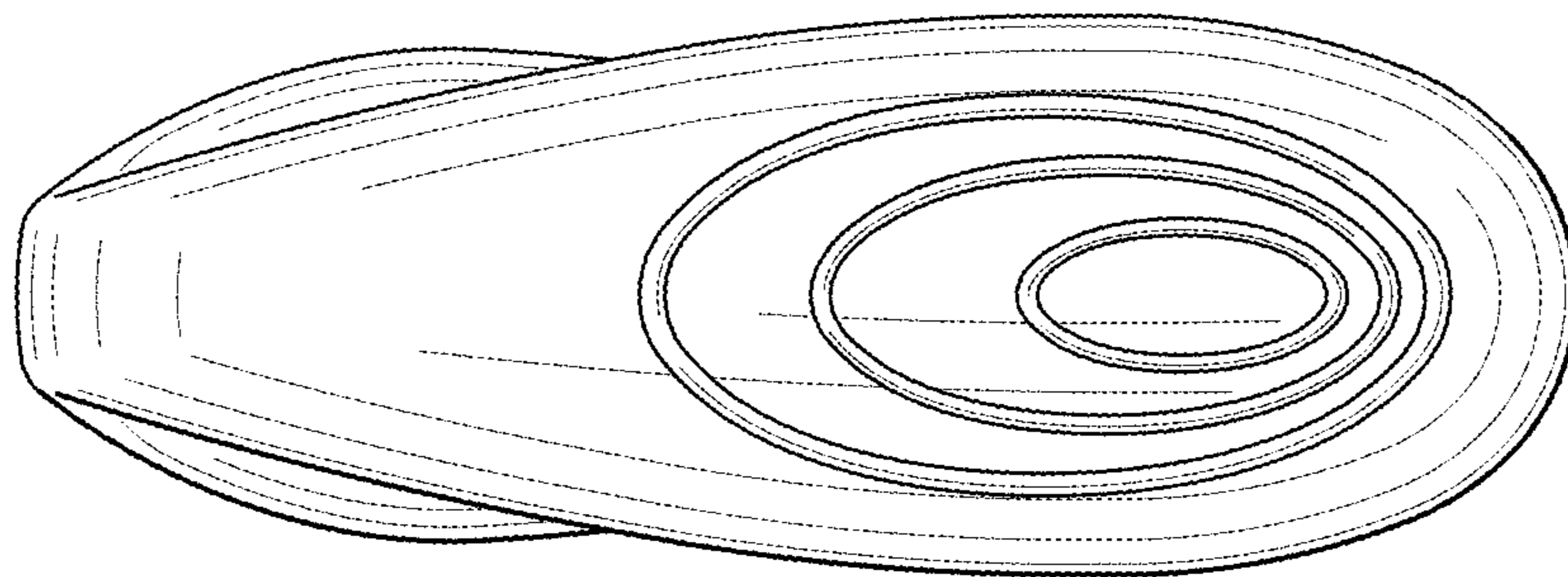


FIG. 5

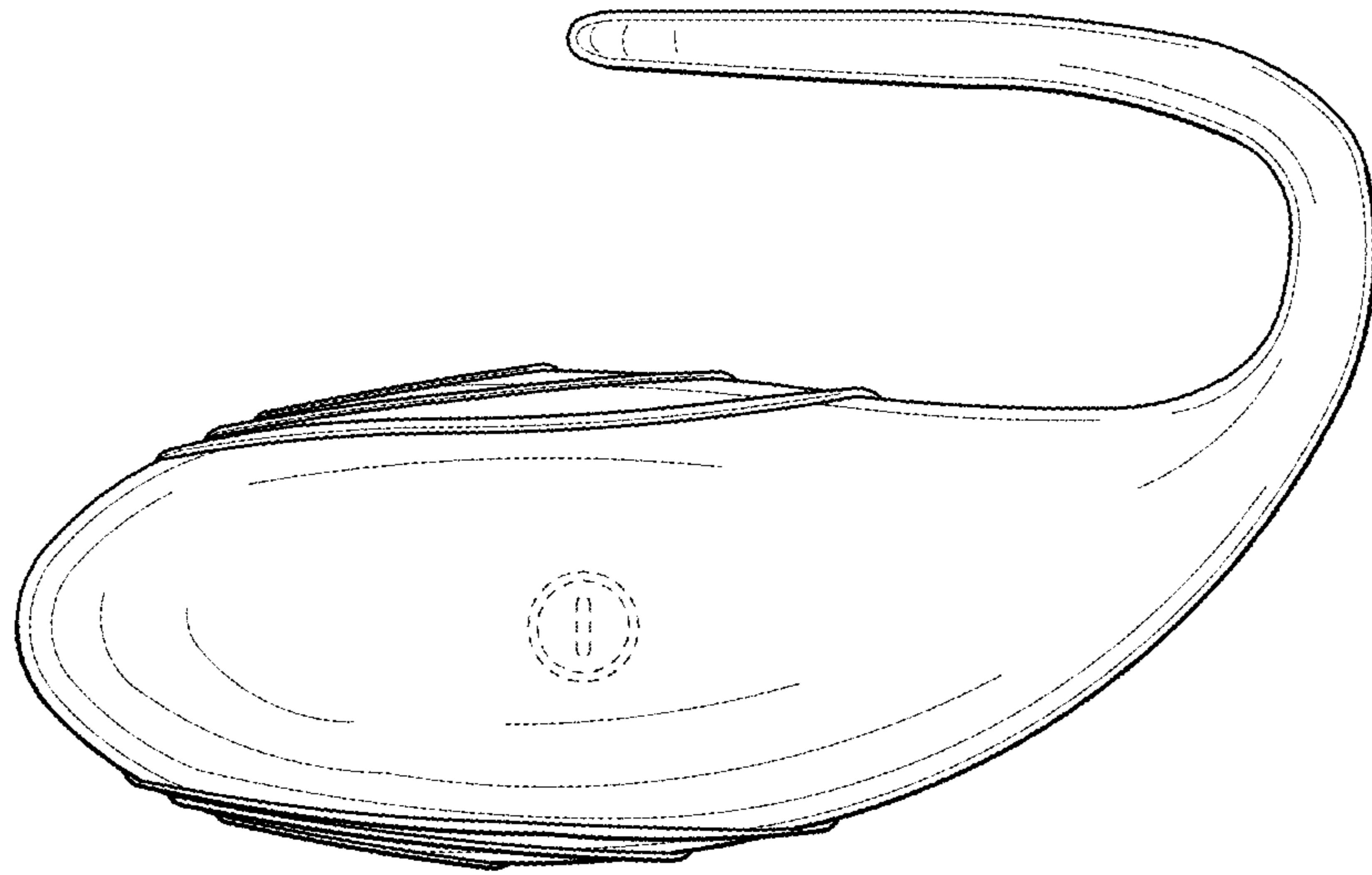


FIG. 6

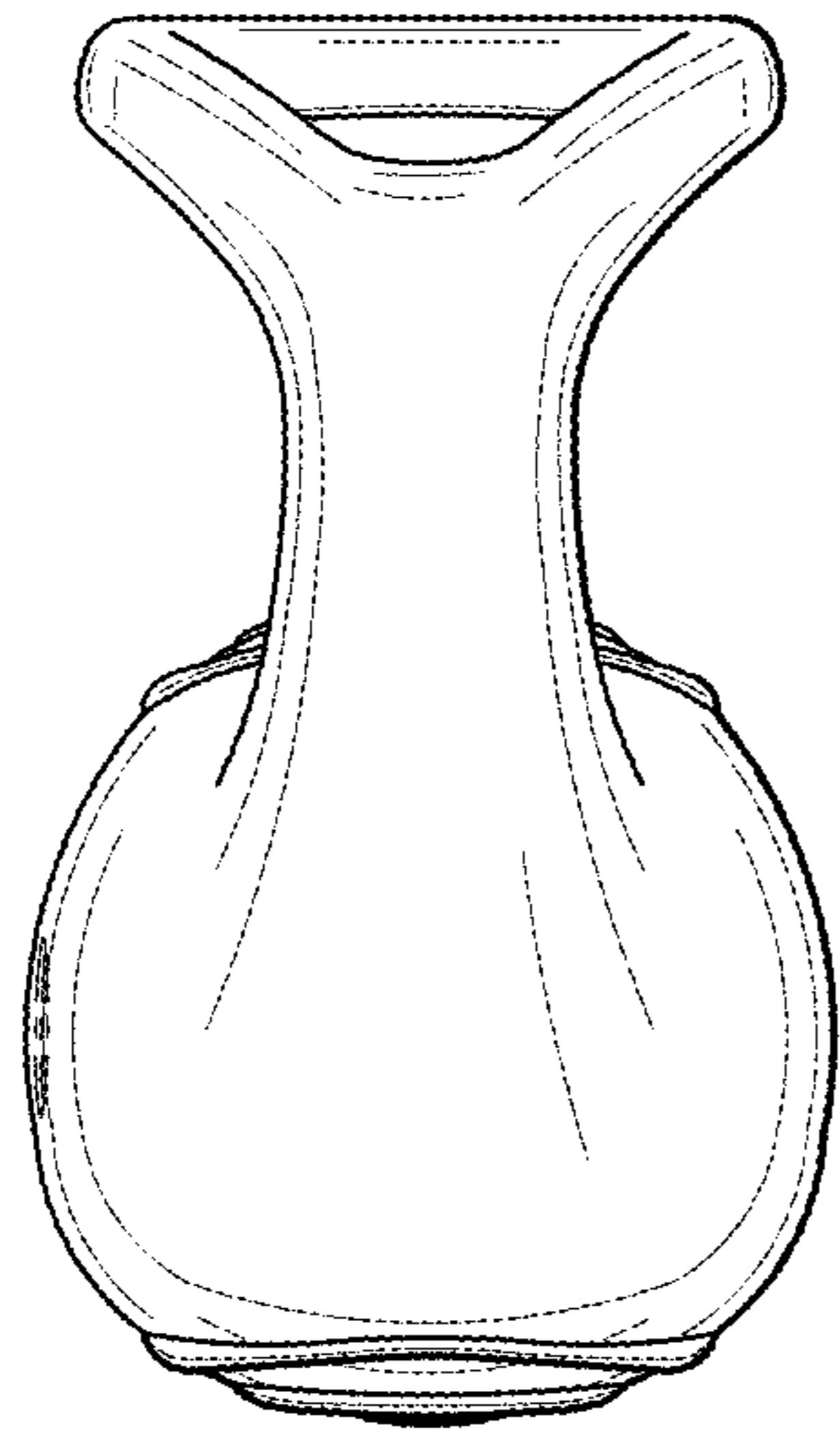


FIG. 7

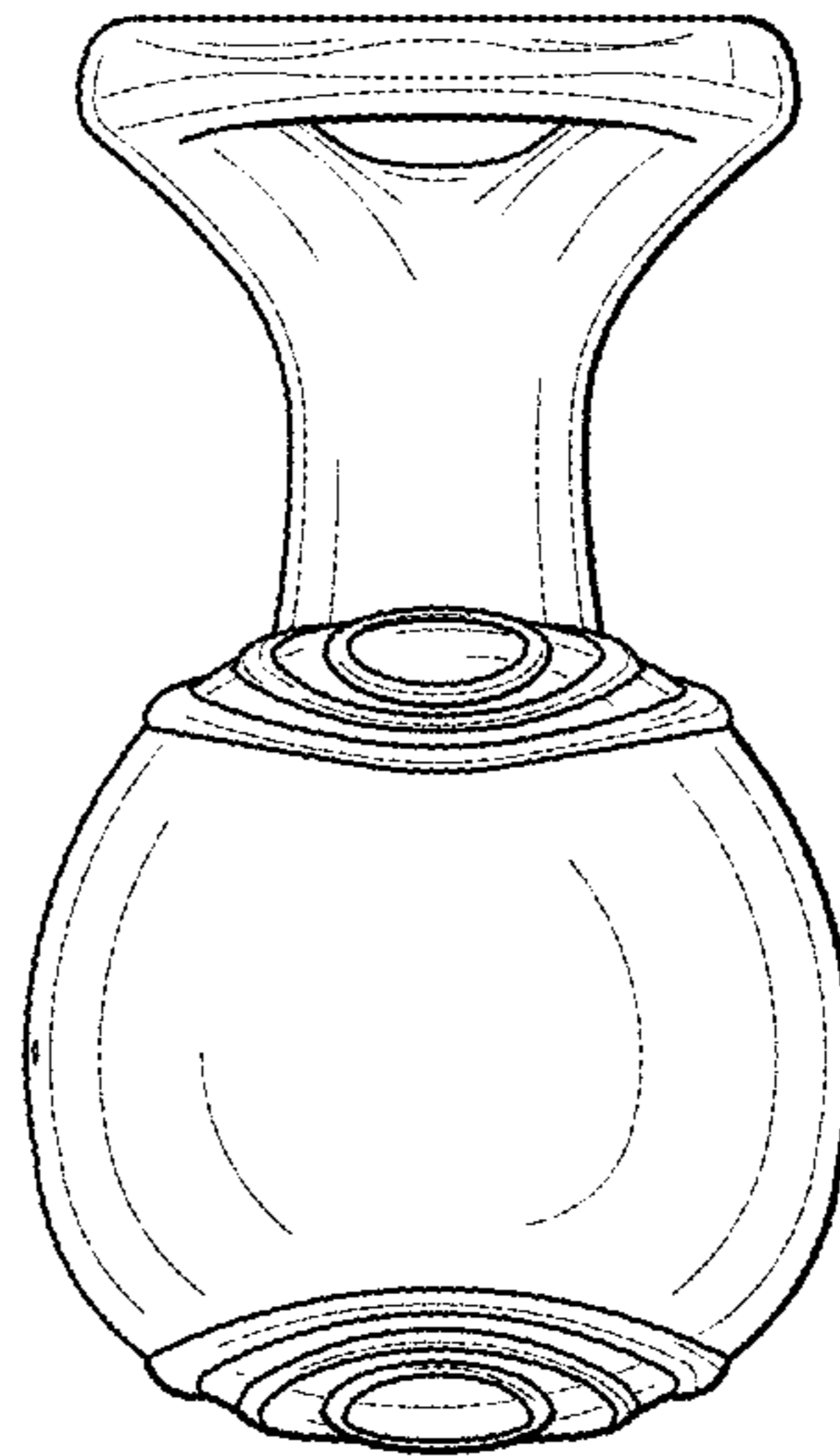


FIG. 8