

US00D877346S

(12) **United States Design Patent**  
**Whitely**

(10) **Patent No.:** **US D877,346 S**  
(45) **Date of Patent:** **\*\* Mar. 3, 2020**

- (54) **THERMOTHERAPEUTIC PAD**
- (71) Applicant: **RAPID AID CORP.**, Mississauga (CA)
- (72) Inventor: **Jeffrey Thomas Whitely**, Millgrove (CA)
- (73) Assignee: **RAPID AID CORP.**, Mississauga (CA)
- (\*\*) Term: **15 Years**
- (21) Appl. No.: **29/615,776**
- (22) Filed: **Aug. 31, 2017**

**Related U.S. Application Data**

- (63) Continuation-in-part of application No. 12/668,616, filed as application No. PCT/CA2008/001020 on May 27, 2008, now abandoned.

(30) **Foreign Application Priority Data**

Jul. 13, 2007 (CA) ..... 2593678

- (51) **LOC (12) Cl.** ..... **24-04**

- (52) **U.S. Cl.**  
USPC ..... **D24/189; D24/206**

- (58) **Field of Classification Search**  
USPC ..... D24/200, 201, 206, 207, 189–192  
CPC .... A61F 7/02; A61F 7/007; A61F 2007/0075;  
A61F 2007/0001  
See application file for complete search history.

(56) **References Cited**

**U.S. PATENT DOCUMENTS**

- 1,385,074 A 7/1921 Ferguson
- 1,920,853 A 8/1933 Ferguson
- 3,951,127 A 4/1976 Watson et al.
- 4,057,047 A 11/1977 Gossett
- 4,092,982 A 6/1978 Salem
- 4,268,272 A \* 5/1981 Taura ..... A47J 36/28  
44/253

- 4,381,025 A 4/1983 Schooley
  - 4,451,383 A 5/1984 Arrhenius
  - 4,834,802 A 5/1989 Prier
  - 4,856,651 A 8/1989 Francis, Jr.
  - 4,858,259 A 8/1989 Simmons et al.
  - 5,020,711 A 6/1991 Kelley
- (Continued)

**FOREIGN PATENT DOCUMENTS**

WO WO-0007529 A1 2/2000

**OTHER PUBLICATIONS**

Non-Final Rejection dated Mar. 2, 2012, by USPTO, re U.S. Appl. No. 12/668,616.

(Continued)

*Primary Examiner* — Jennifer L Watkins

(74) *Attorney, Agent, or Firm* — Perry + Currier Inc.

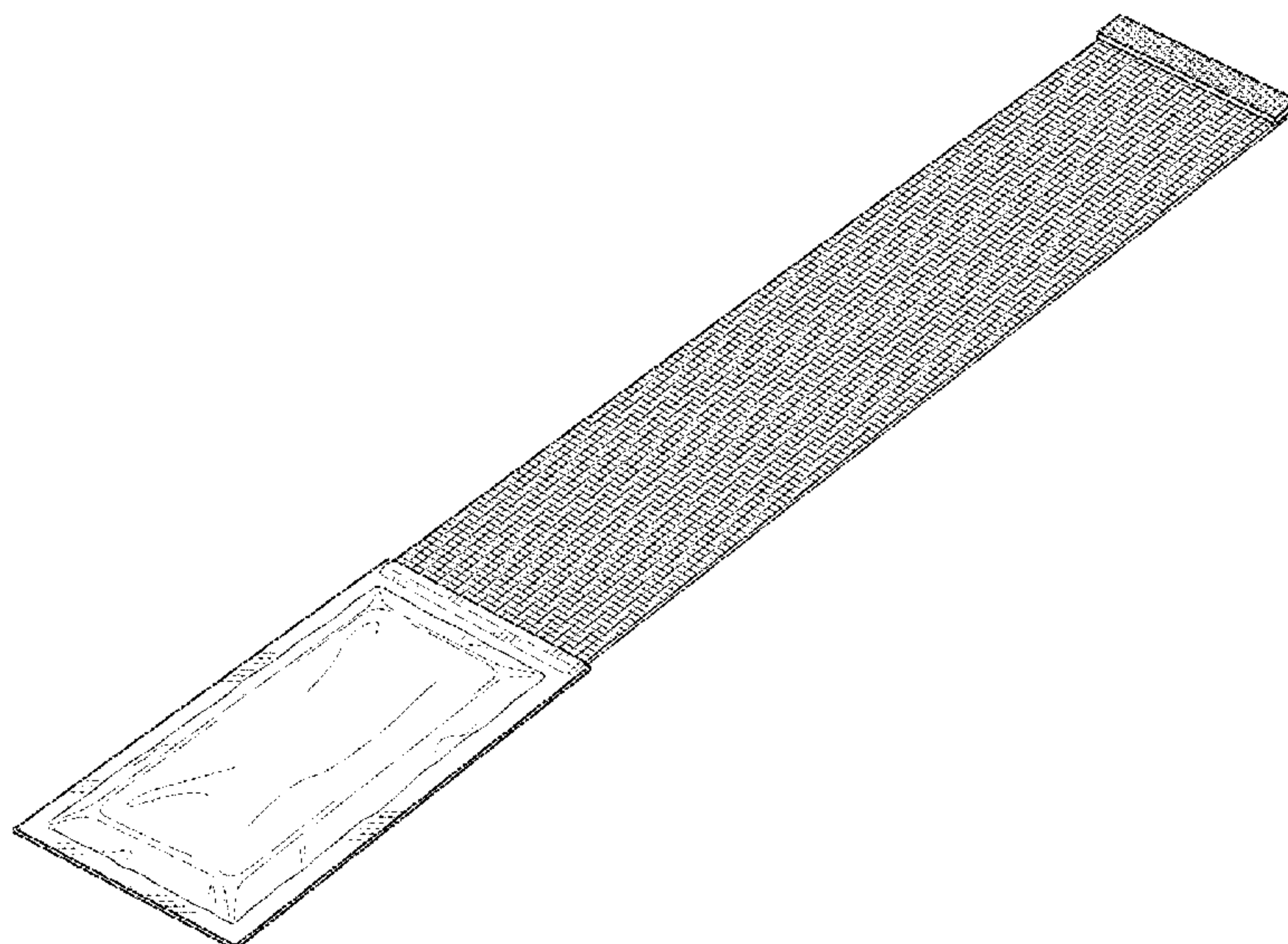
(57) **CLAIM**

What is claimed is the ornamental design for a thermotherapeutic pad, as shown and described.

**DESCRIPTION**

FIG. 1 is a top perspective view of a thermotherapeutic pad. FIG. 2 is a bottom perspective view of the thermotherapeutic pad. FIG. 3 is a front view of the thermotherapeutic pad. FIG. 4 is a side view of the thermotherapeutic pad. FIG. 5 is a rear view of the thermotherapeutic pad. FIG. 6 is a top view of the thermotherapeutic pad. FIG. 7 is a bottom view of the thermotherapeutic pad; and, FIG. 8 is perspective view of the thermotherapeutic pad wrapped around a person's arm in use. The broken lines in FIG. 8 are for the purpose of depicting environment and form no part of the claimed design.

**1 Claim, 5 Drawing Sheets**



(56)

**References Cited**

U.S. PATENT DOCUMENTS

5,050,596 A 9/1991 Walasek et al.  
 5,148,804 A 9/1992 Hill et al.  
 5,305,733 A 4/1994 Walters  
 5,534,020 A 7/1996 Cheney, III et al.  
 5,534,021 A 7/1996 Dvoretzky et al.  
 5,571,155 A 11/1996 Bastille  
 5,697,962 A 12/1997 Brink et al.  
 D393,719 S \* 4/1998 Nichols ..... D24/206  
 D413,389 S \* 8/1999 Owen, Jr. .... D24/189  
 6,020,040 A 2/2000 Cramer et al.  
 6,083,256 A 7/2000 Der Ovanesian  
 D429,818 S \* 8/2000 Lamping ..... D24/206  
 6,103,139 A 8/2000 Kohout  
 6,318,359 B1 11/2001 Schmidt et al.  
 D461,903 S \* 8/2002 Garcia ..... D24/206  
 7,022,093 B2 4/2006 Smith et al.  
 D624,190 S \* 9/2010 Neri ..... D24/189  
 D678,520 S \* 3/2013 Marcoe ..... D24/128

D687,558 S \* 8/2013 Sonoda ..... D24/206  
 8,628,488 B2 \* 1/2014 Serola ..... A61B 17/1325  
 128/846  
 8,641,745 B2 \* 2/2014 Warner ..... A61F 7/02  
 607/111  
 D744,661 S \* 12/2015 Rizzi ..... D24/189  
 D746,481 S \* 12/2015 Nishioka ..... D24/206  
 2004/0243203 A1 12/2004 Lavine

OTHER PUBLICATIONS

Final Rejection dated Jul. 20, 2012, by USPTO, re U.S. Appl. No. 12/668,616.  
 Non-Final Rejection dated Sep. 12, 2013, by USPTO, re U.S. Appl. No. 12/668,616.  
 Final Rejection dated Apr. 21, 2014, by USPTO, re U.S. Appl. No. 12/668,616.  
 Non-Final Rejection dated Jun. 15, 2017, by USPTO, re U.S. Appl. No. 12/668,616.

\* cited by examiner



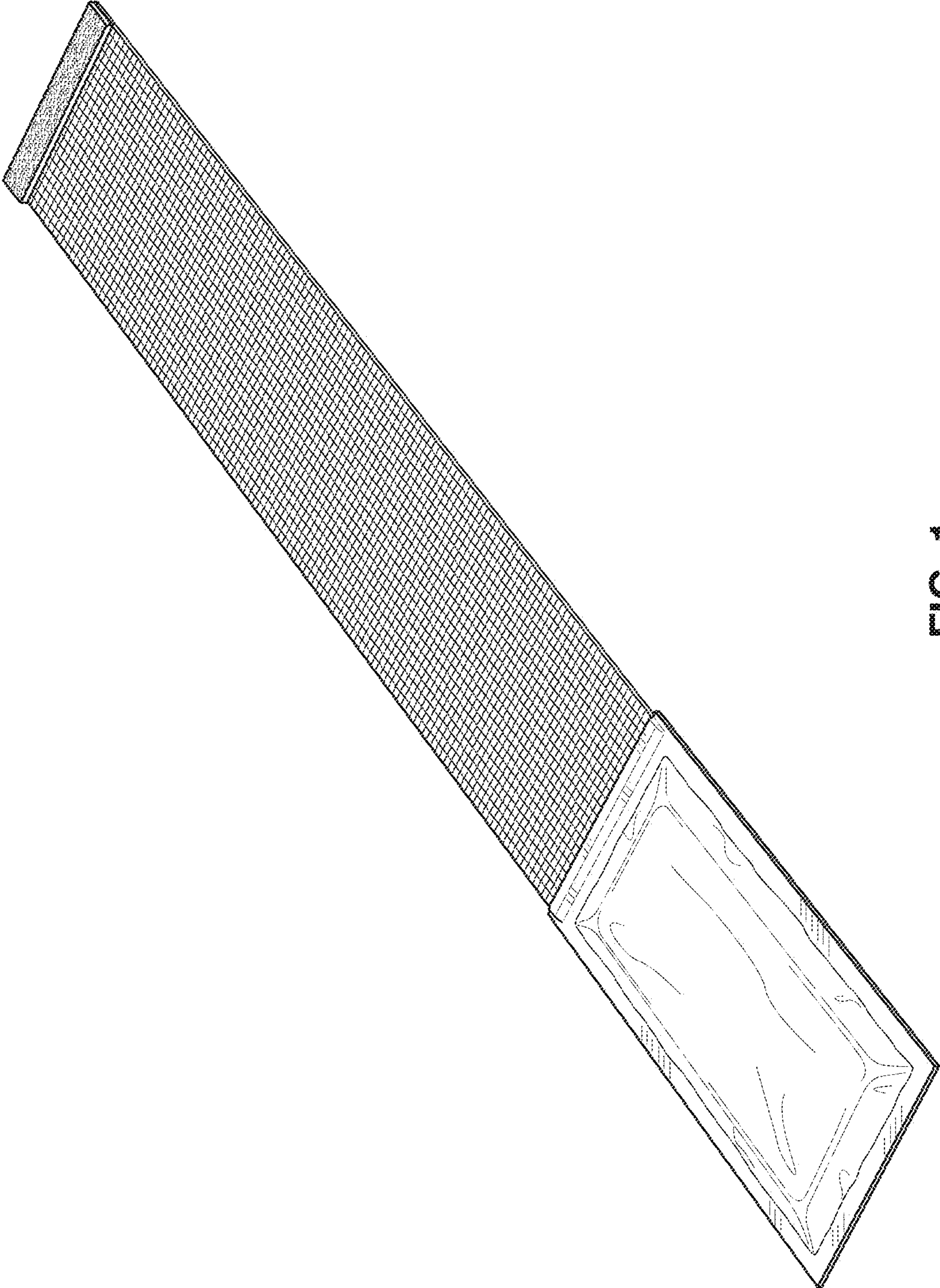
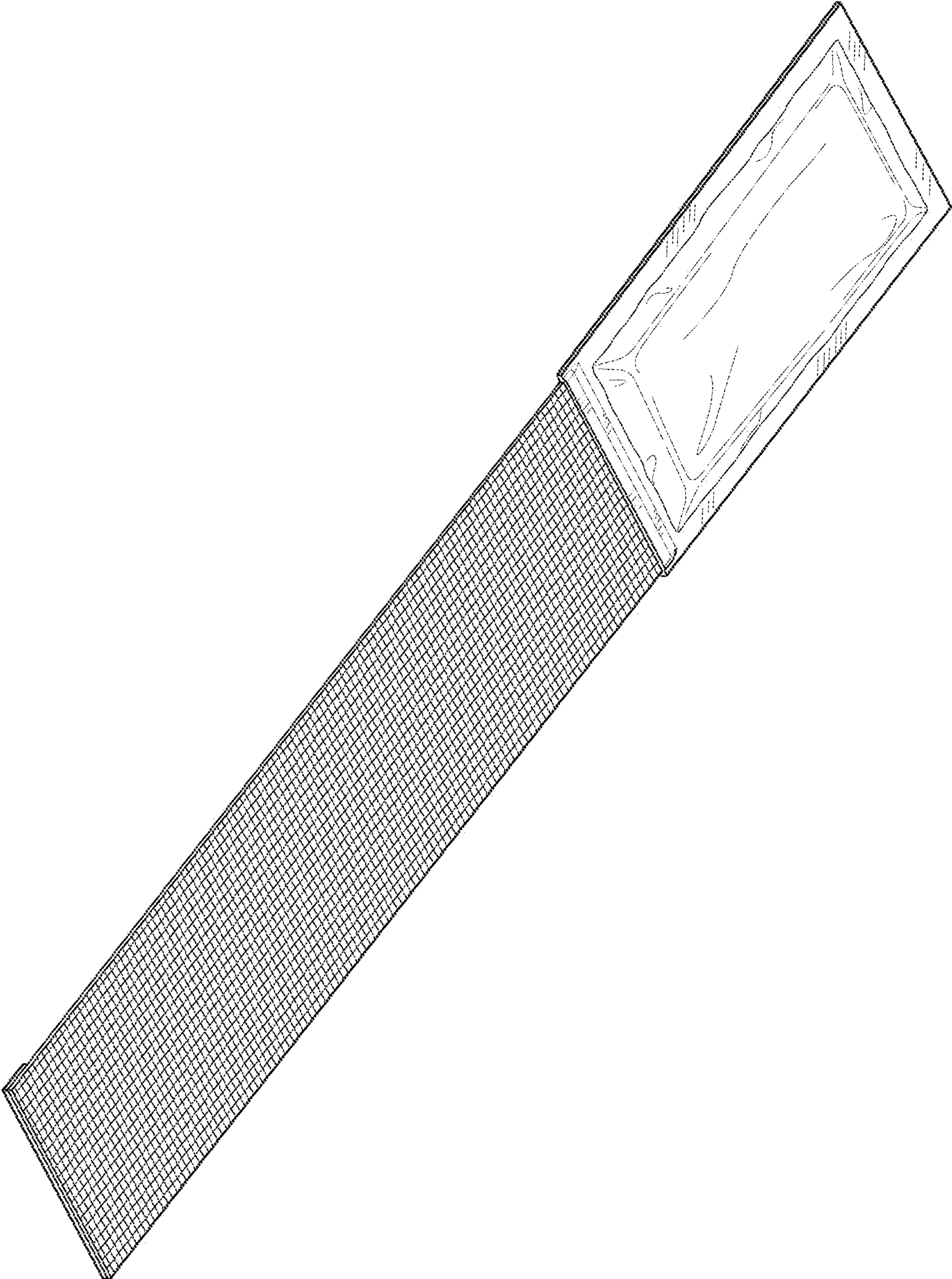


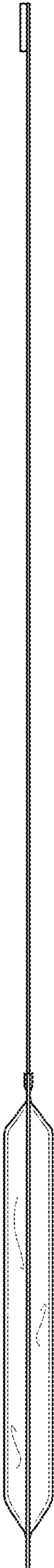
FIG. 1



**FIG. 2**



**FIG. 3**




**FIG. 4**

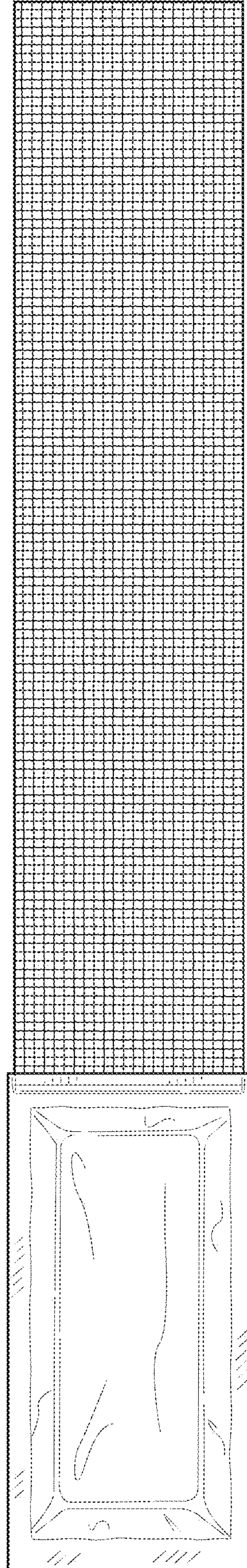


**FIG. 5**

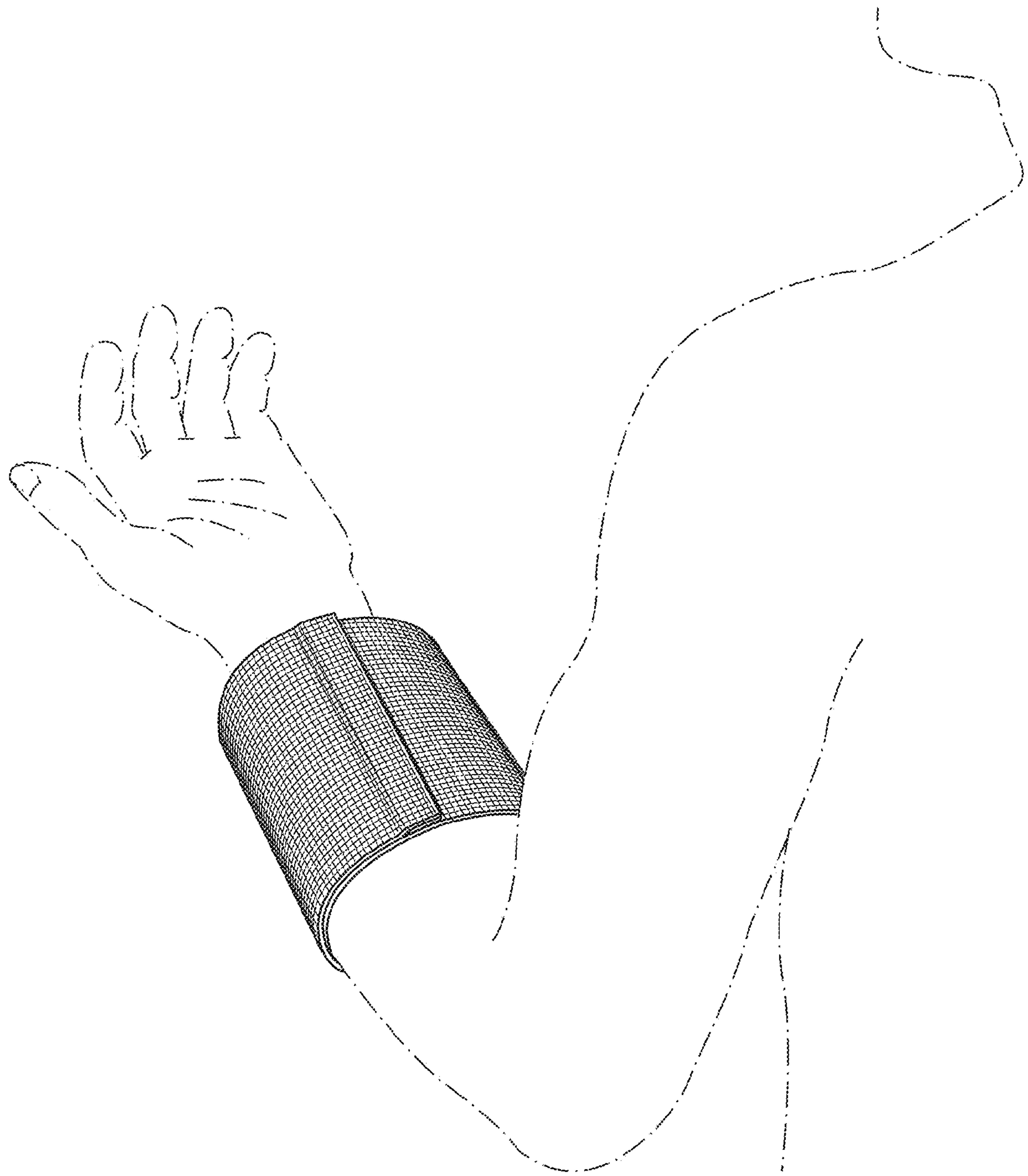




**FIG. 6**



**FIG. 7**



**FIG. 8**