



US00D877326S

(12) **United States Design Patent** (10) **Patent No.:** **US D877,326 S**
Coleman et al. (45) **Date of Patent:** **** Mar. 3, 2020**

(54) **CANNULA PAD**

(56) **References Cited**

(71) Applicant: **Fisher & Paykel Healthcare Limited,**
Auckland (NZ)

U.S. PATENT DOCUMENTS

(72) Inventors: **Peter Nigel Coleman,** Auckland (NZ);
Chelsea Erin Johnson, Auckland (NZ);
Samuel Rollo Ross Davis, Auckland
(NZ); **David Robert Kemps,** Auckland
(NZ)

D616,091 S	*	5/2010	Kyvik	D24/128
D616,542 S	*	5/2010	Kyvik	D24/128
D703,317 S	*	4/2014	Kinsey	D24/128
D717,946 S	*	11/2014	Kyvik	D24/128
D755,962 S	*	5/2016	Adams	D24/128
D789,527 S	*	6/2017	Kyvik	D24/128
D797,280 S	*	9/2017	Kyvik	D24/128
D824,514 S	*	7/2018	Kyvik	D24/128
D824,515 S	*	7/2018	Kyvik	D24/128

(73) Assignee: **Fisher & Paykel Healthcare Limited,**
Auckland (NZ)

* cited by examiner

(**) Term: **15 Years**

Primary Examiner — David G Muller

(21) Appl. No.: **29/628,338**

(74) *Attorney, Agent, or Firm* — Knobbe, Martens, Olson
& Bear, LLP

(22) Filed: **Dec. 4, 2017**

(51) **LOC (12) Cl.** **24-02**

(52) **U.S. Cl.**

USPC **D24/128**

(58) **Field of Classification Search**

USPC D24/127–131, 112–114, 133, 186;
606/181, 185; 604/264, 523–528, 272,
604/187, 158, 164.01–164.11, 181, 184,
604/227; 600/101, 139, 143;
128/200.24, 207.14, 207.15
CPC .. A61M 25/065; A61M 5/42; A61M 25/0612;
A61M 25/00; A61M 39/00; A61M 27/00;
A61M 25/0043; A61M 25/0067; A61M
25/0097; A61F 2/958

See application file for complete search history.

(57) **CLAIM**

The ornamental design for a cannula pad, as shown and described.

DESCRIPTION

FIG. 1 is a front, top and right side perspective view of a cannula pad embodying our new design.

FIG. 2 is a front view thereof.

FIG. 3 is a rear view thereof.

FIG. 4 is a left side view thereof.

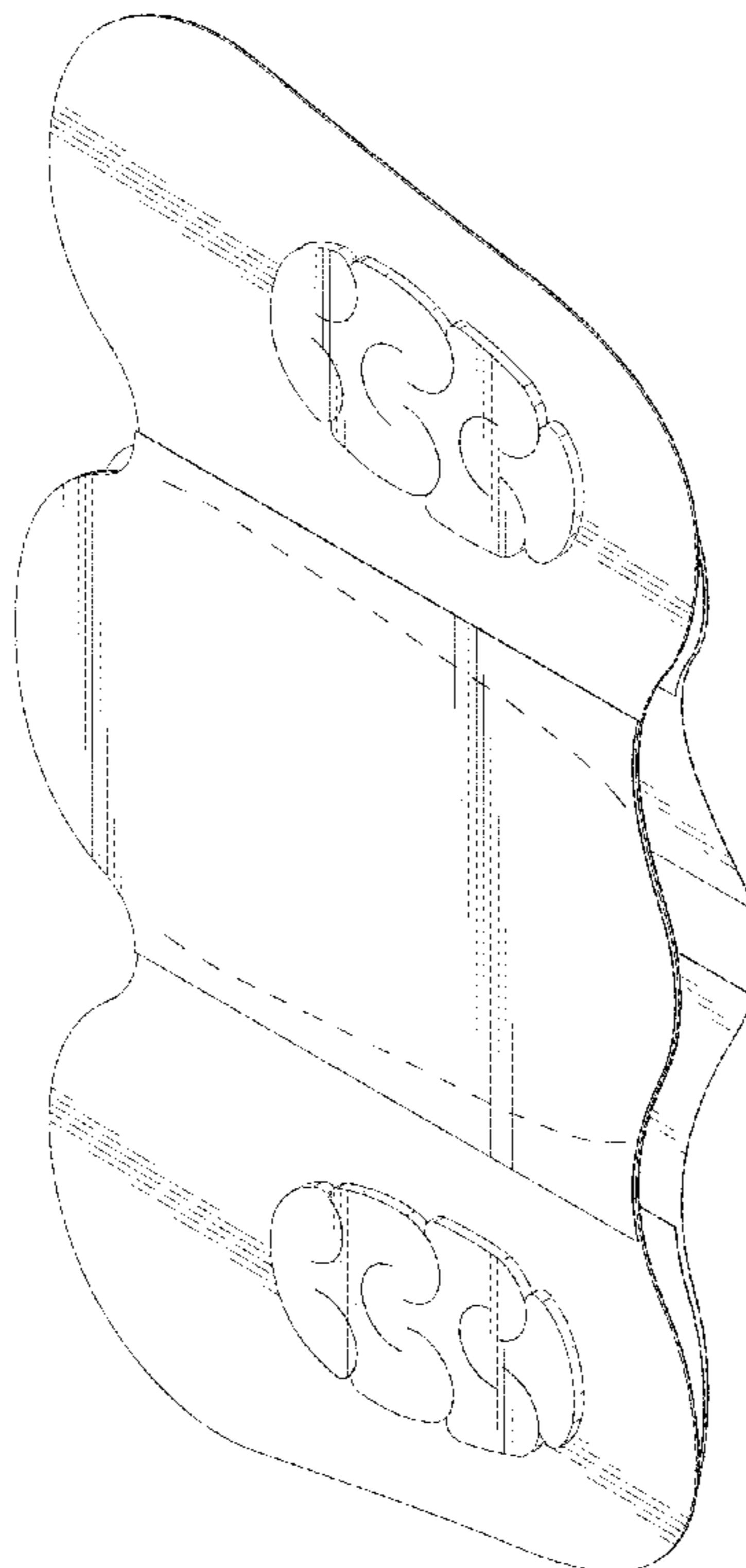
FIG. 5 is a right side view thereof.

FIG. 6 is a top view thereof; and,

FIG. 7 is a bottom view thereof.

The broken lines illustrate perforation lines that form a part of the claimed design.

1 Claim, 5 Drawing Sheets



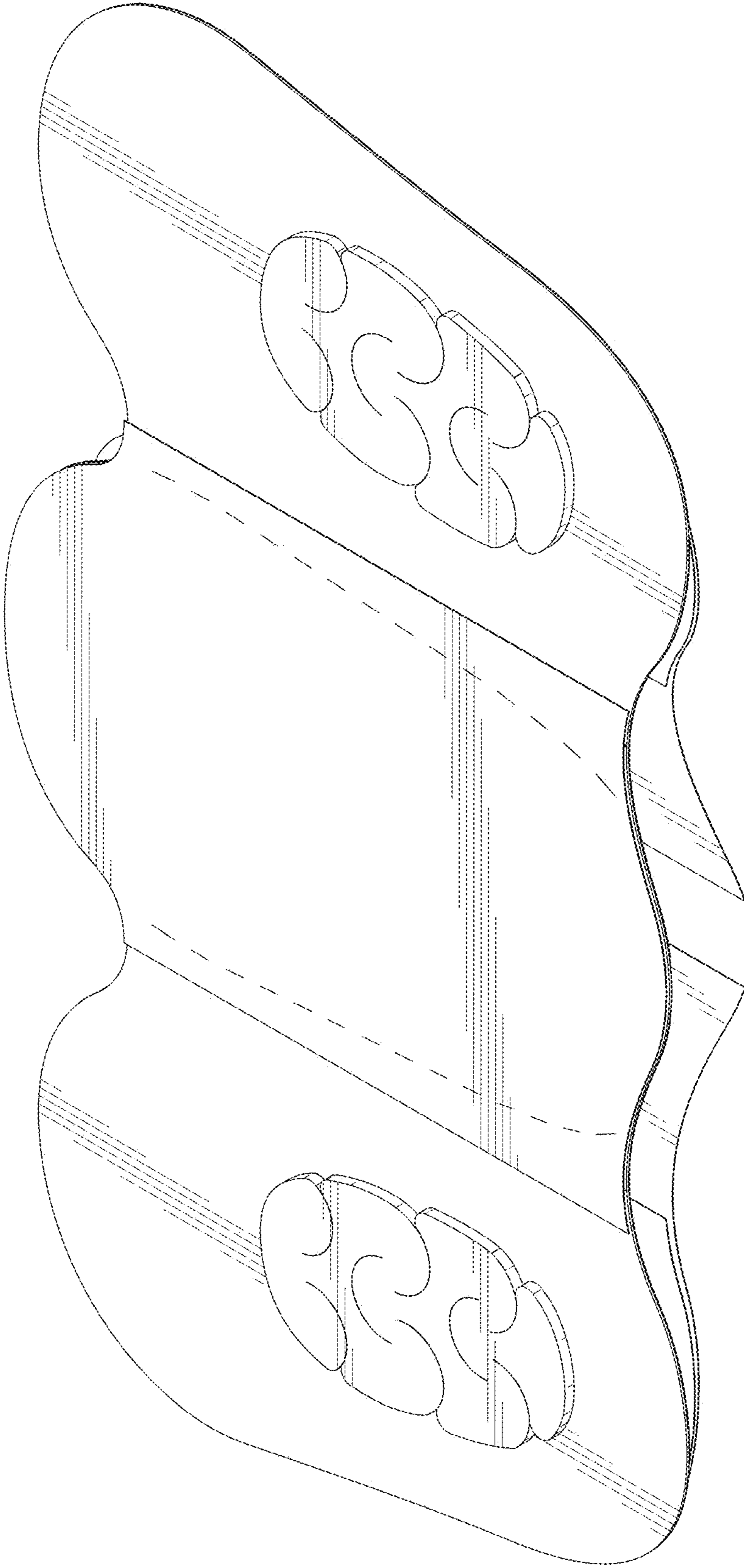


FIG. 1

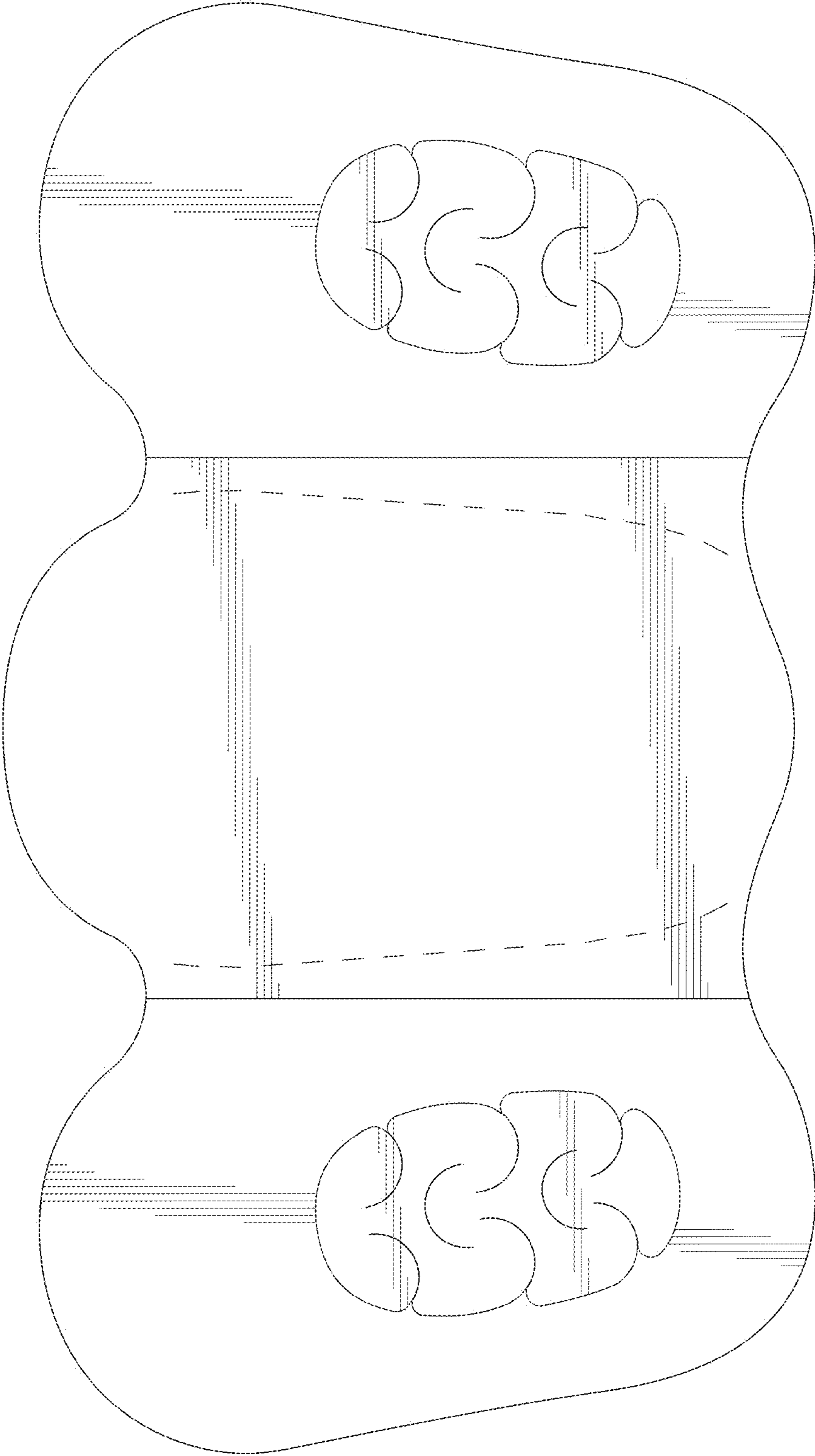


FIG. 2

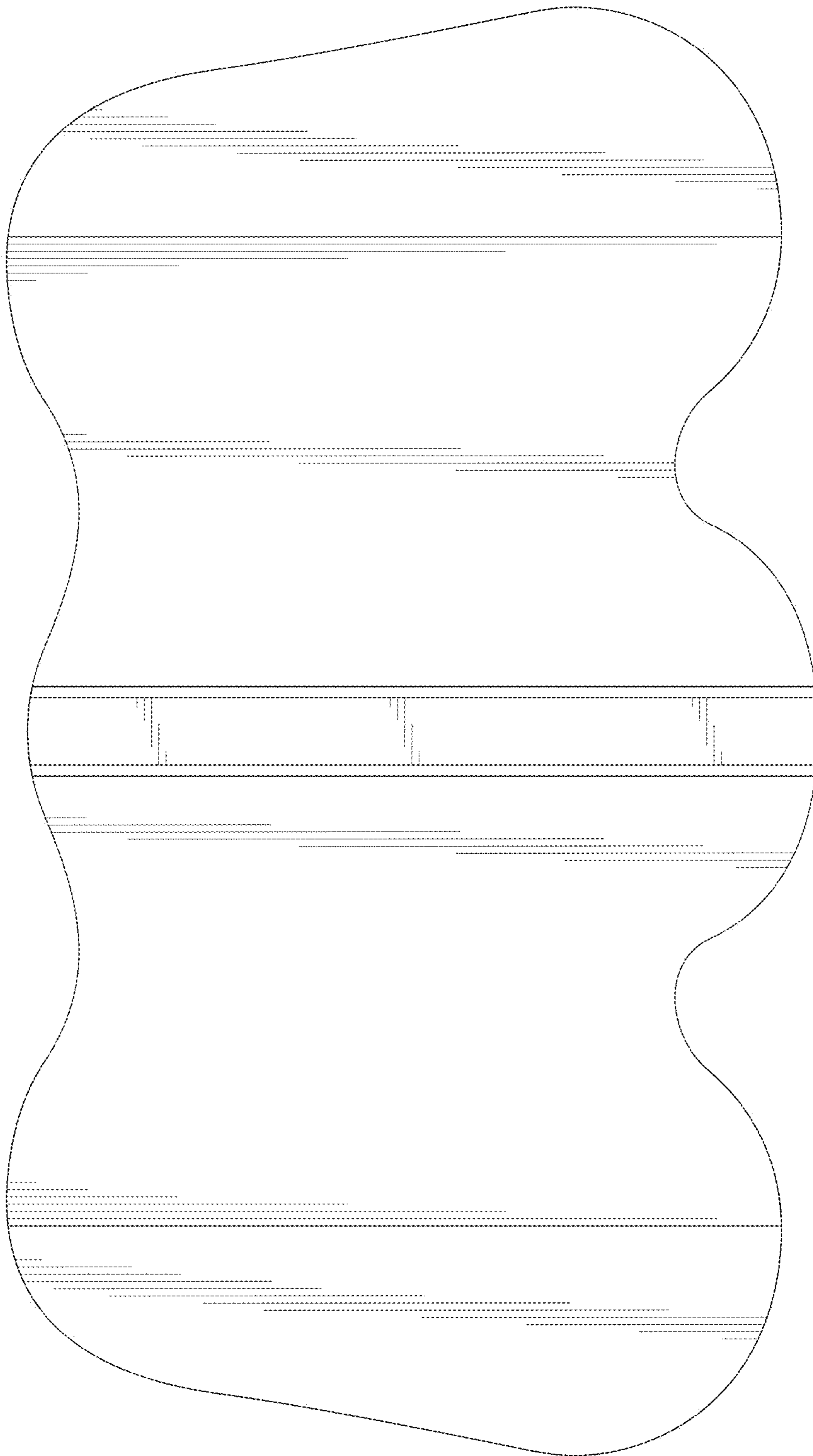


FIG. 3

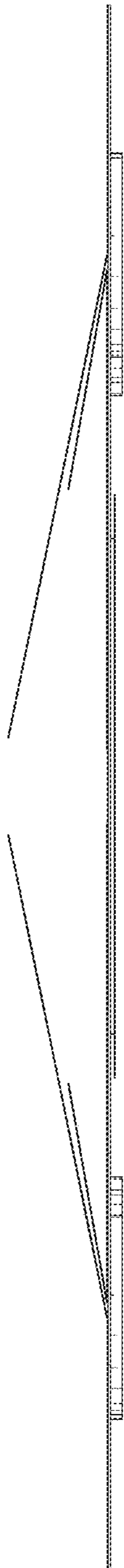


FIG. 4




FIG. 5

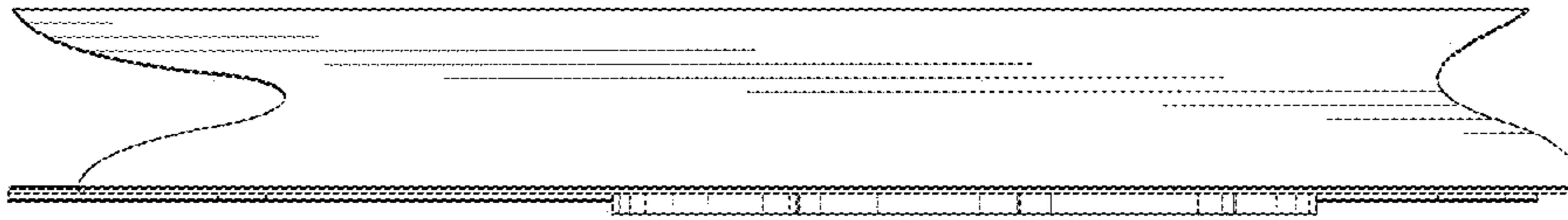


FIG. 6

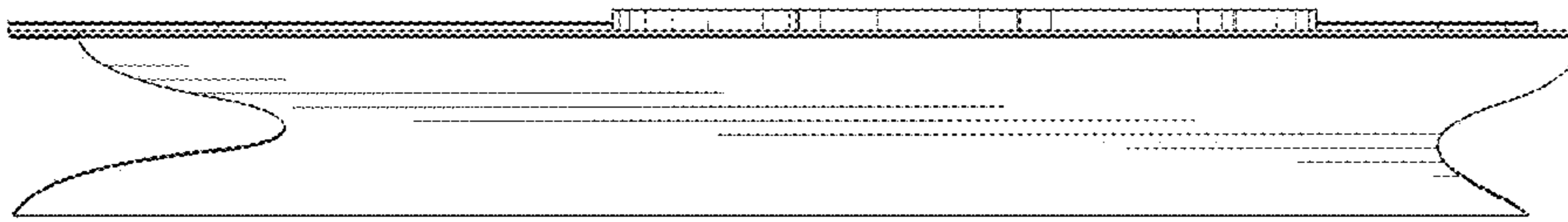


FIG. 7