



US00D877323S

(12) **United States Design Patent**
Reedy-Goss

(10) **Patent No.:** **US D877,323 S**
(45) **Date of Patent:** **** Mar. 3, 2020**

(54) **TRACHEOSTOMY HUMIDIFIER COVER**

- (71) Applicant: **Titan Trach Ties LLC**, Rochester Hills, MI (US)
- (72) Inventor: **Kathryn Reedy-Goss**, Rochester Hills, MI (US)
- (73) Assignee: **Titan Trach Ties LLC**, Rochester Hills, MI (US)
- (**) Term: **15 Years**

- (21) Appl. No.: **29/654,558**
- (22) Filed: **Jun. 26, 2018**
- (51) **LOC (12) Cl.** **29-02**
- (52) **U.S. Cl.**
USPC **D24/110.5; D24/127**
- (58) **Field of Classification Search**
USPC D24/110, 110.5, 110.6, 127, 129;
D25/119, 121, 122
CPC A61M 16/044; A61M 16/04; A61M
16/0434; A61M 16/0465; A61M 39/00
See application file for complete search history.

(56) **References Cited**

U.S. PATENT DOCUMENTS

- 4,802,474 A * 2/1989 Beevers A61M 16/047
128/200.26
- D309,021 S * 7/1990 Beevers D24/110
- 5,520,174 A * 5/1996 Evans A61M 16/047
128/207.14

OTHER PUBLICATIONS

The Trach Shop. Twitter. Date published: Nov. 28, 2018. Retrieved from Internet: <<https://twitter.com/titantrachties>> (Year: 2018).*

* cited by examiner

Primary Examiner — Lilyana Bekic

(74) *Attorney, Agent, or Firm* — Varnum LLP

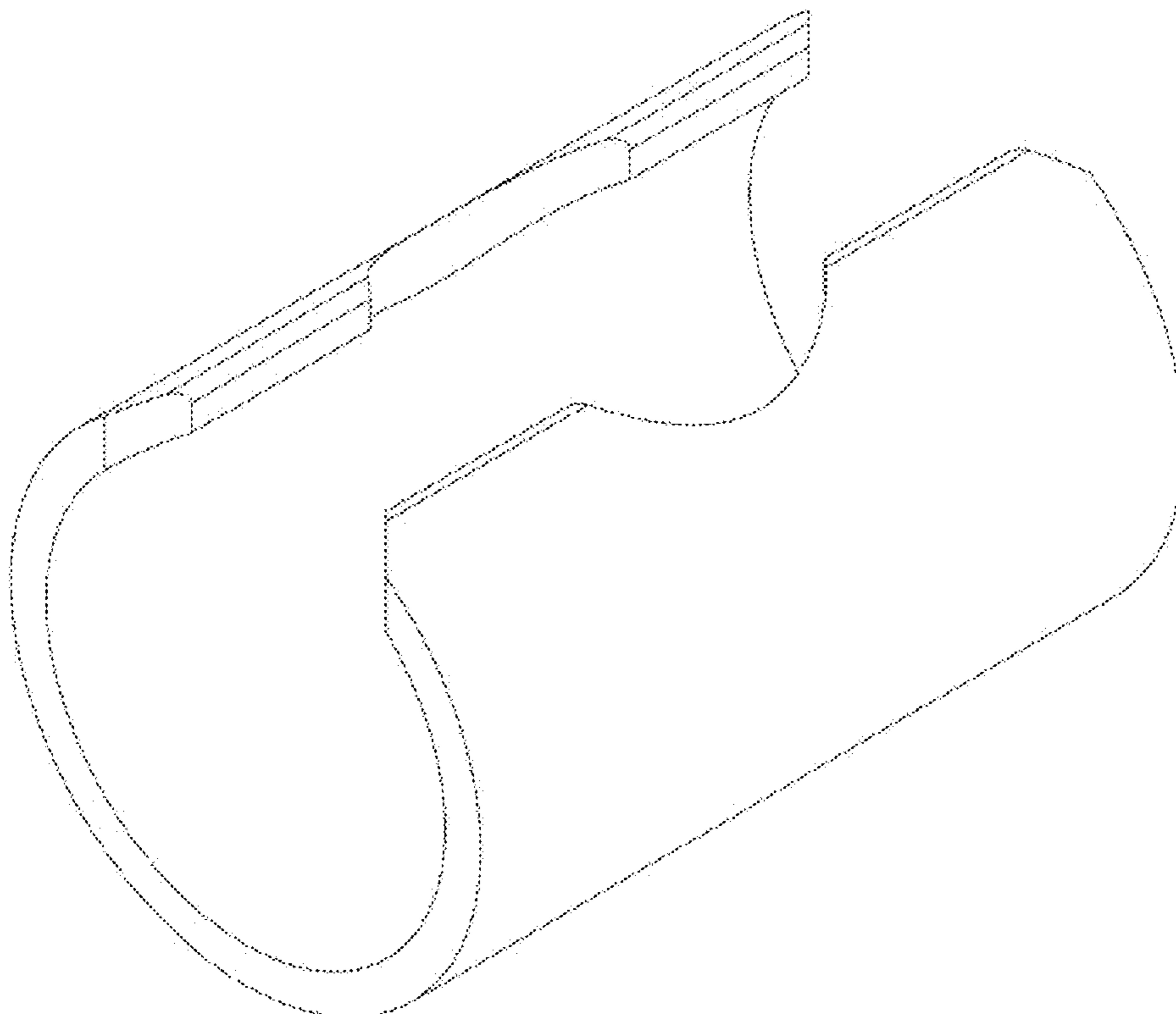
(57) **CLAIM**

The ornamental design for a tracheostomy humidifier, as shown.

DESCRIPTION

FIG. 1 is a perspective view of a tracheostomy humidifier cover showing my new design;
 FIG. 2 is a top view thereof;
 FIG. 3 is a bottom view thereof;
 FIG. 4 is a right side view thereof;
 FIG. 5 is a left side view thereof; and,
 FIG. 6 is an end view thereof.

1 Claim, 6 Drawing Sheets



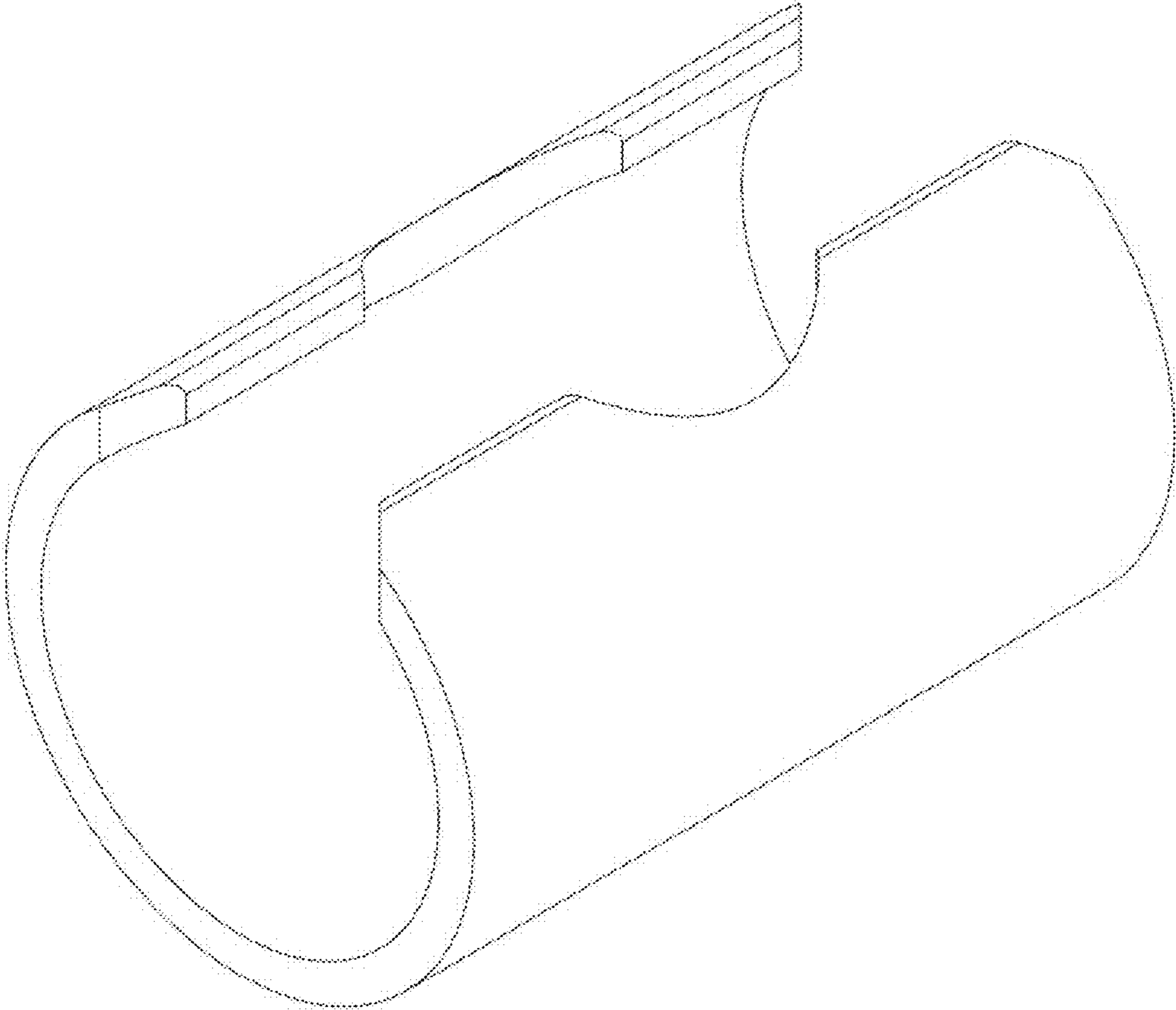


FIG. 1

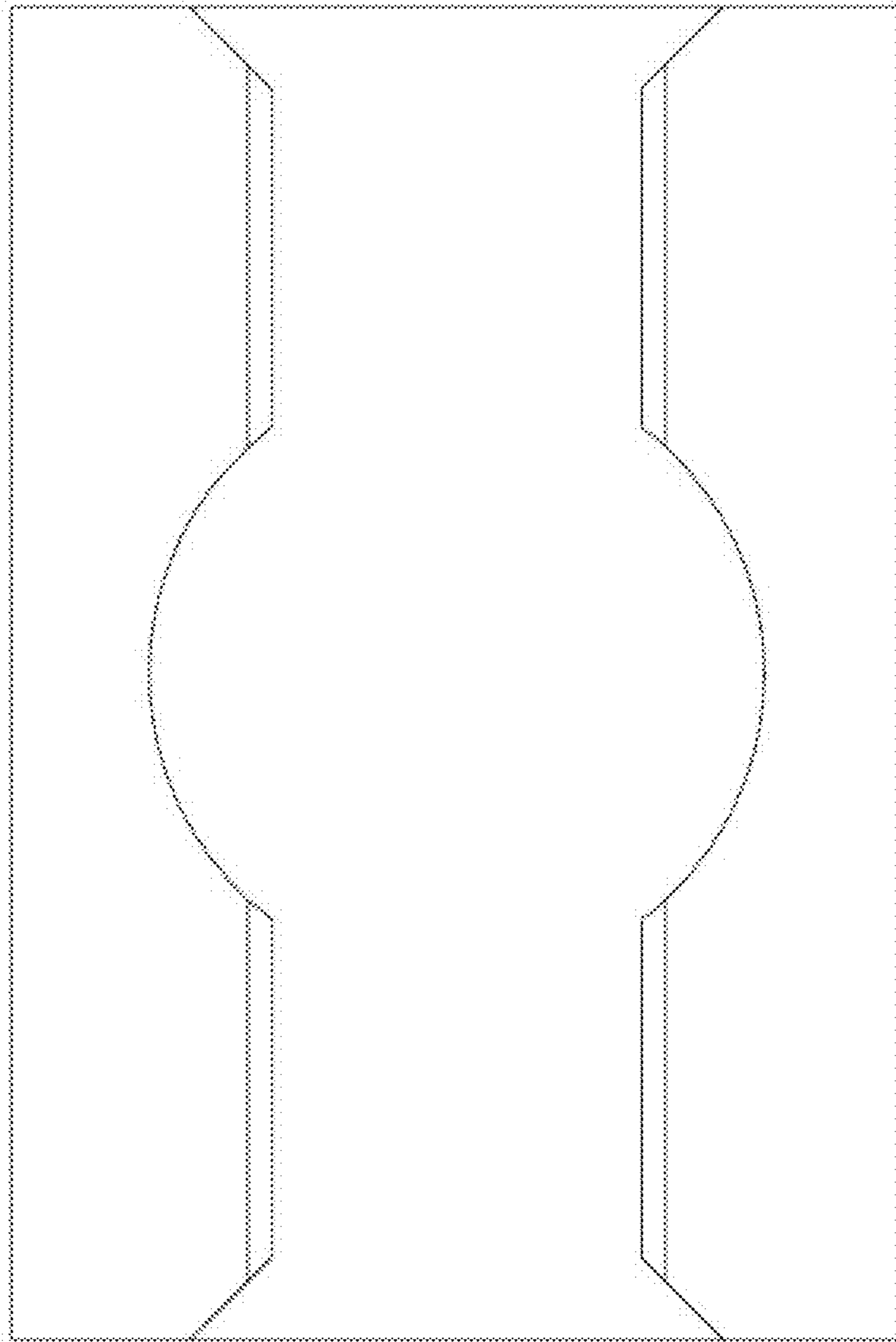


FIG. 2




FIG. 3




FIG. 4




FIG. 5

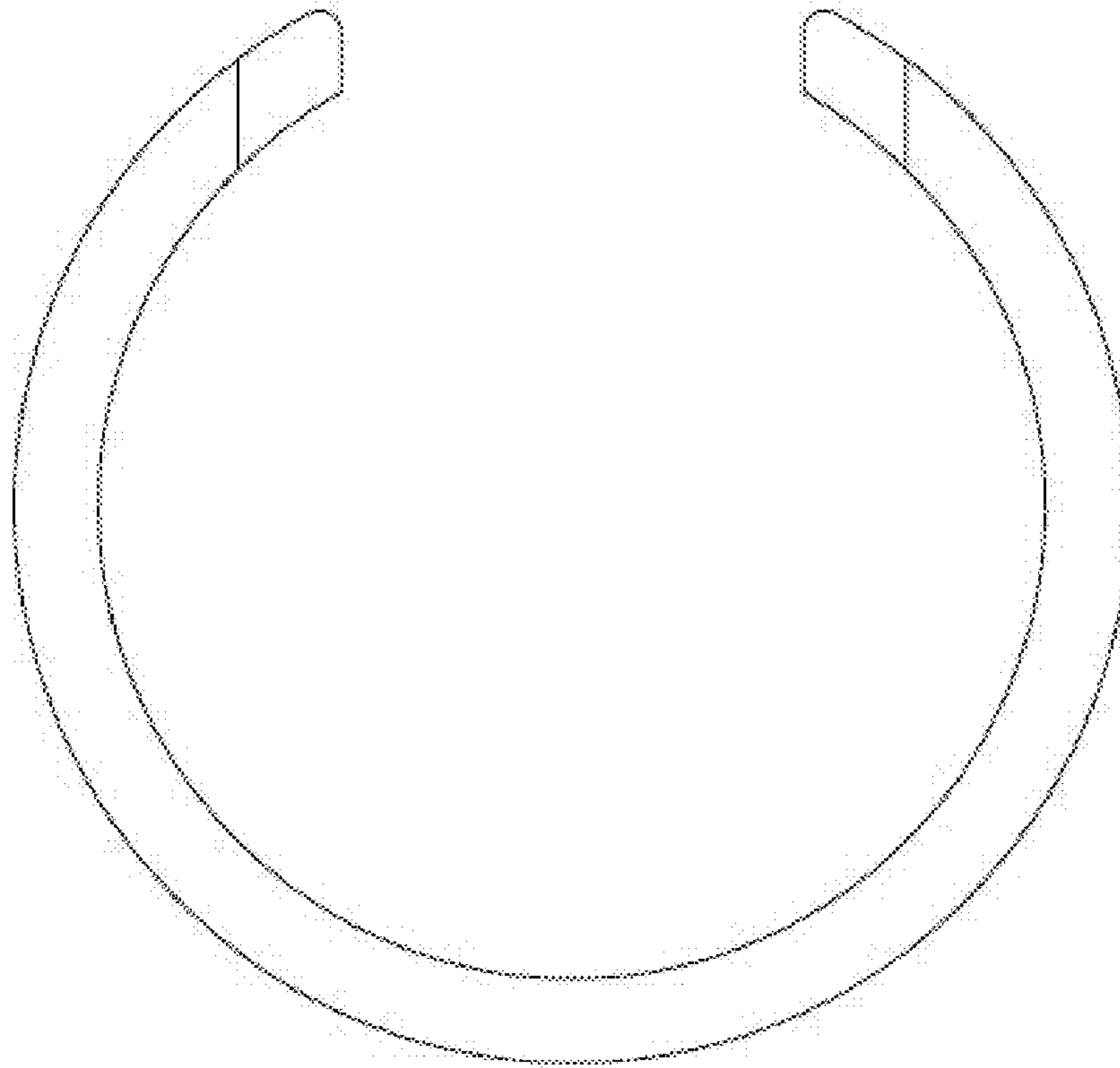


FIG. 6