



US00D877304S

(12) **United States Design Patent** (10) **Patent No.:** **US D877,304 S**  
**Meyers et al.** (45) **Date of Patent:** **\*\* Mar. 3, 2020**

(54) **COMMODE LID**  
(71) Applicant: **A.M.G. MEDICAL INC.**, Montreal (CA)  
(72) Inventors: **Daniel Meyers**, Roxboro (CA); **Cristian Boar**, Dollard des Ormeaux (CA)  
(73) Assignee: **A.M.G. MEDICAL INC.**, Montreal, QC (CA)

CA 42282 6/1977  
CA 46105-46105 10/1979  
CA 47432 10/1980  
CA 56439 6/1986  
CA 58422 3/1987  
CA 58981 7/1987  
CA 62838 4/1989

(Continued)

*Primary Examiner* — Robert A Delehanty  
(74) *Attorney, Agent, or Firm* — Anglehart et al.

(\*\*) Term: **15 Years**  
(21) Appl. No.: **29/664,554**  
(22) Filed: **Sep. 26, 2018**

(57) **CLAIM**

The ornamental design for a commode lid, as shown and described.

(30) **Foreign Application Priority Data**

Sep. 12, 2018 (CA) ..... 183473

(51) **LOC (12) Cl.** ..... **23-02**

(52) **U.S. Cl.**  
USPC ..... **D23/311**

(58) **Field of Classification Search**  
USPC ..... D23/303, 309-312, 295-296  
CPC ..... A47K 13/00; A47K 13/06  
See application file for complete search history.

(56) **References Cited**

**U.S. PATENT DOCUMENTS**

D172,564 S \* 7/1954 Ring ..... D23/311  
D372,766 S \* 8/1996 Francke ..... D23/311  
D379,498 S \* 5/1997 Matsunaga ..... D23/311  
D596,723 S \* 7/2009 Dempsey ..... D23/311  
D604,631 S \* 11/2009 Duncan ..... D23/311  
D619,230 S \* 7/2010 Cardenas ..... D23/311

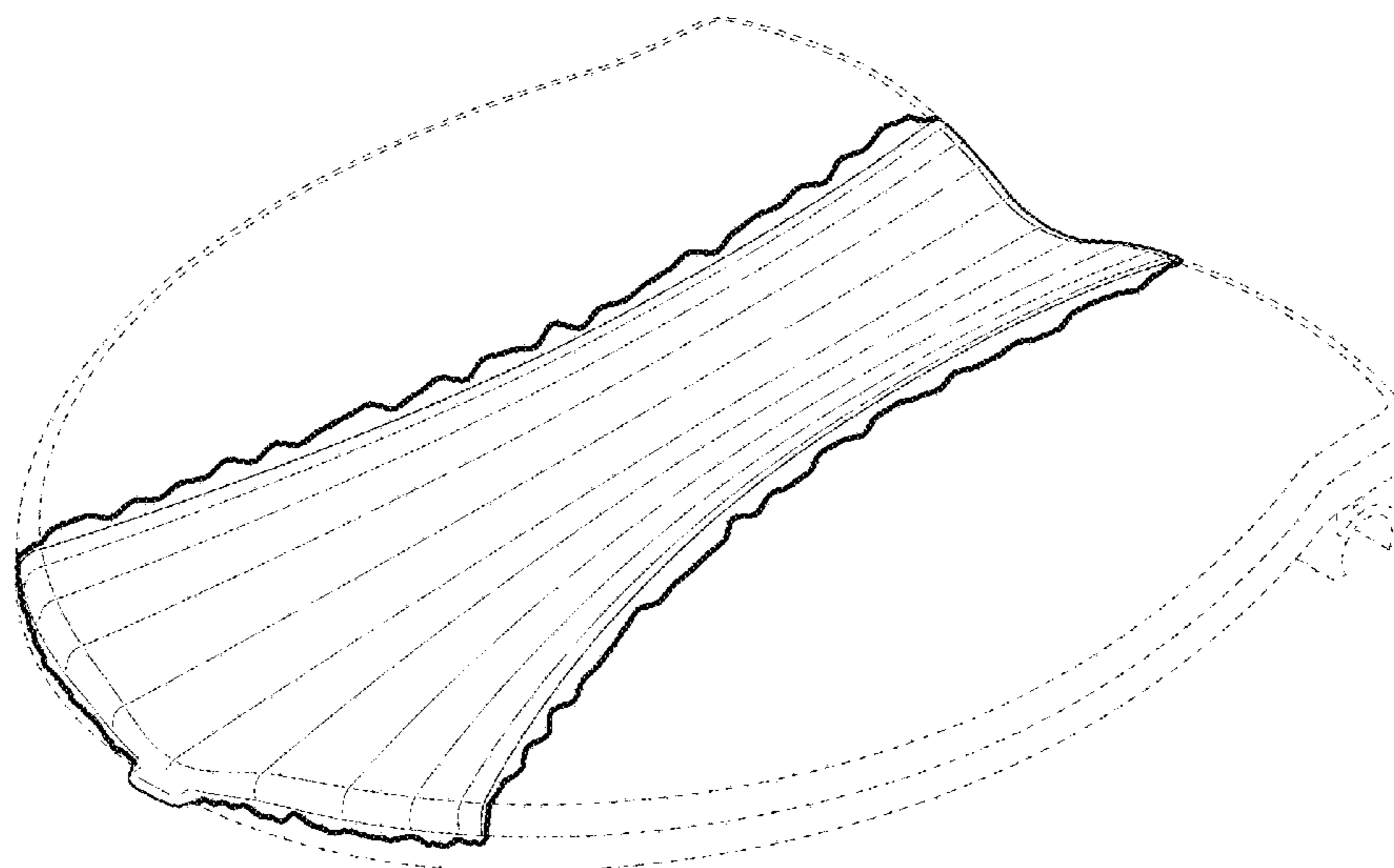
**FOREIGN PATENT DOCUMENTS**

CA 10774 6/1935  
CA 31810 10/1969  
CA 35359 5/1972

**DESCRIPTION**

FIG. 1 is a front perspective view of a commode lid showing our new design thereof;  
FIG. 2 is a top view thereof;  
FIG. 3 is a bottom view thereof;  
FIG. 4 is a front view thereof;  
FIG. 5 is a back view thereof;  
FIG. 6 is a side view of the right side thereof;  
FIG. 7 is a side view of the left side thereof; and,  
FIG. 8 is a front-left perspective view thereof positioned on an exemplary commode.  
The broken lines and the dotted lines shown in the drawings are directed to environment, are for informational purposes only, and form no part of the claimed designed.  
The bold, wavy lines do not constitute a feature of the design. They are included for illustrative purposes only in order to define the boundary of the design.  
The parallel lines running from the front of the commode lid to the back of the commode lid and on the tab of the commode lid shown in FIG. 3 are included to show curvature of the commode lid.

**1 Claim, 6 Drawing Sheets**



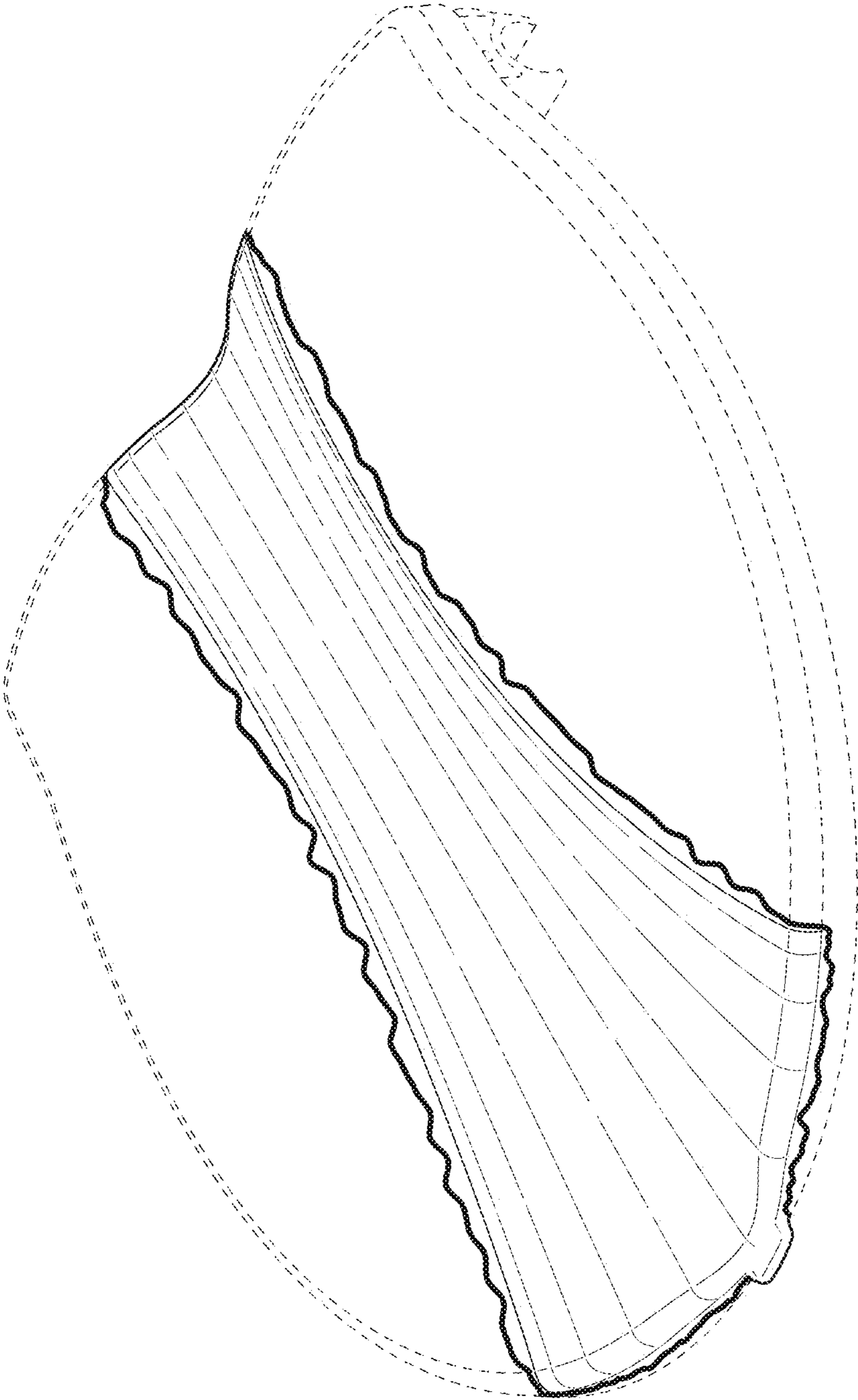
(56)

**References Cited**

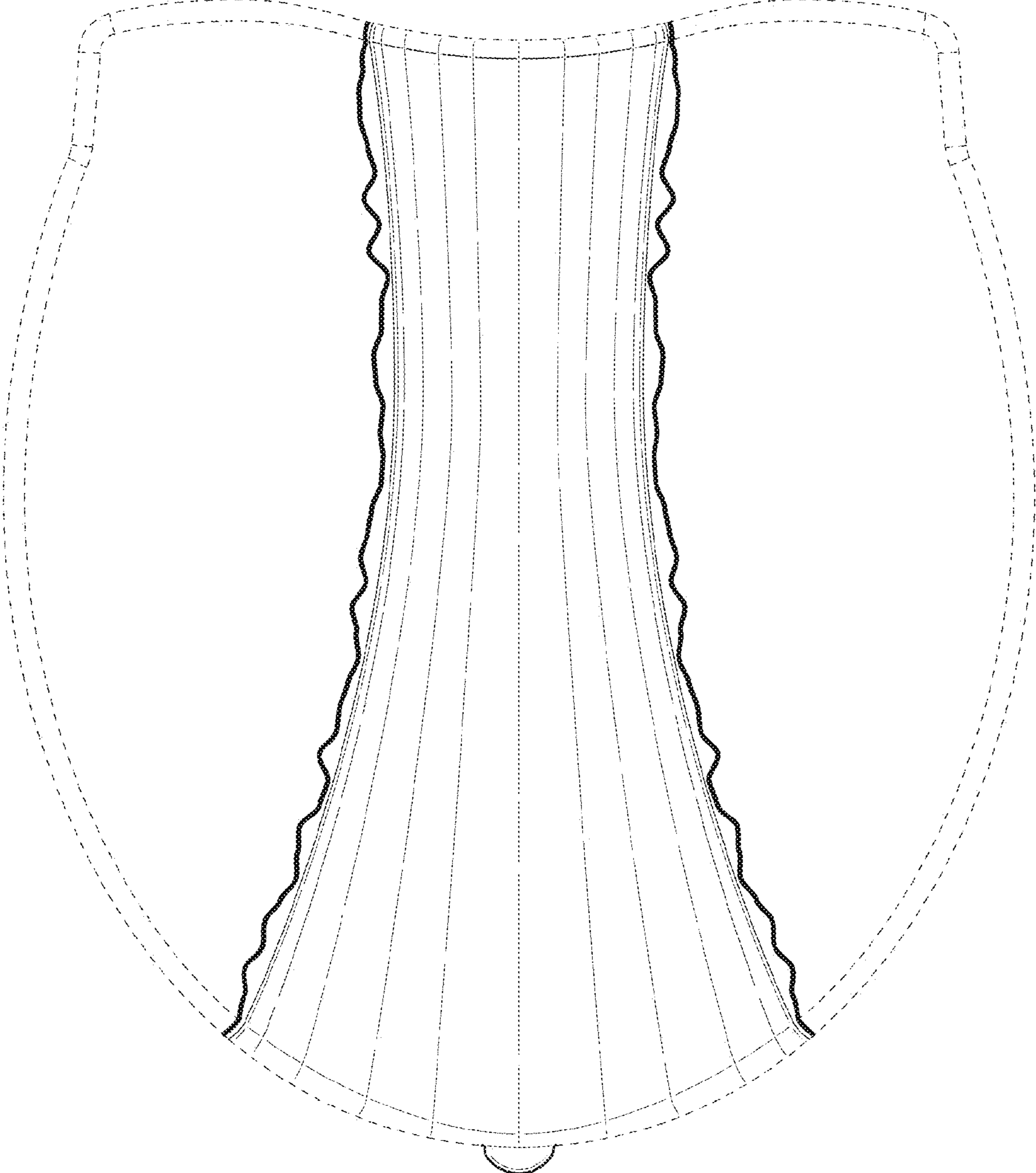
FOREIGN PATENT DOCUMENTS

CA	64648	9/1989
CA	69908	1/1992
CA	75988	3/1995
CA	81268	7/1997
CA	81285	7/1997
CA	108519	11/2005
CA	111034	4/2006
CA	106782	1/2007
CA	116520	8/2007
CA	116521	8/2007
CA	121288	8/2007
CA	121291	8/2007
CA	117702	10/2007
CA	117703	10/2007
CA	117943	8/2008
CA	124558	9/2008
CA	122197	12/2008
CA	128600	10/2009
CA	122852	1/2010
CA	126379	1/2010
CA	142061	4/2012
CA	144122	8/2012
CA	147185	6/2013
CA	148396	10/2013
CA	151952	4/2014
CA	153715	7/2014
CA	153613	12/2014
CA	160369	8/2015

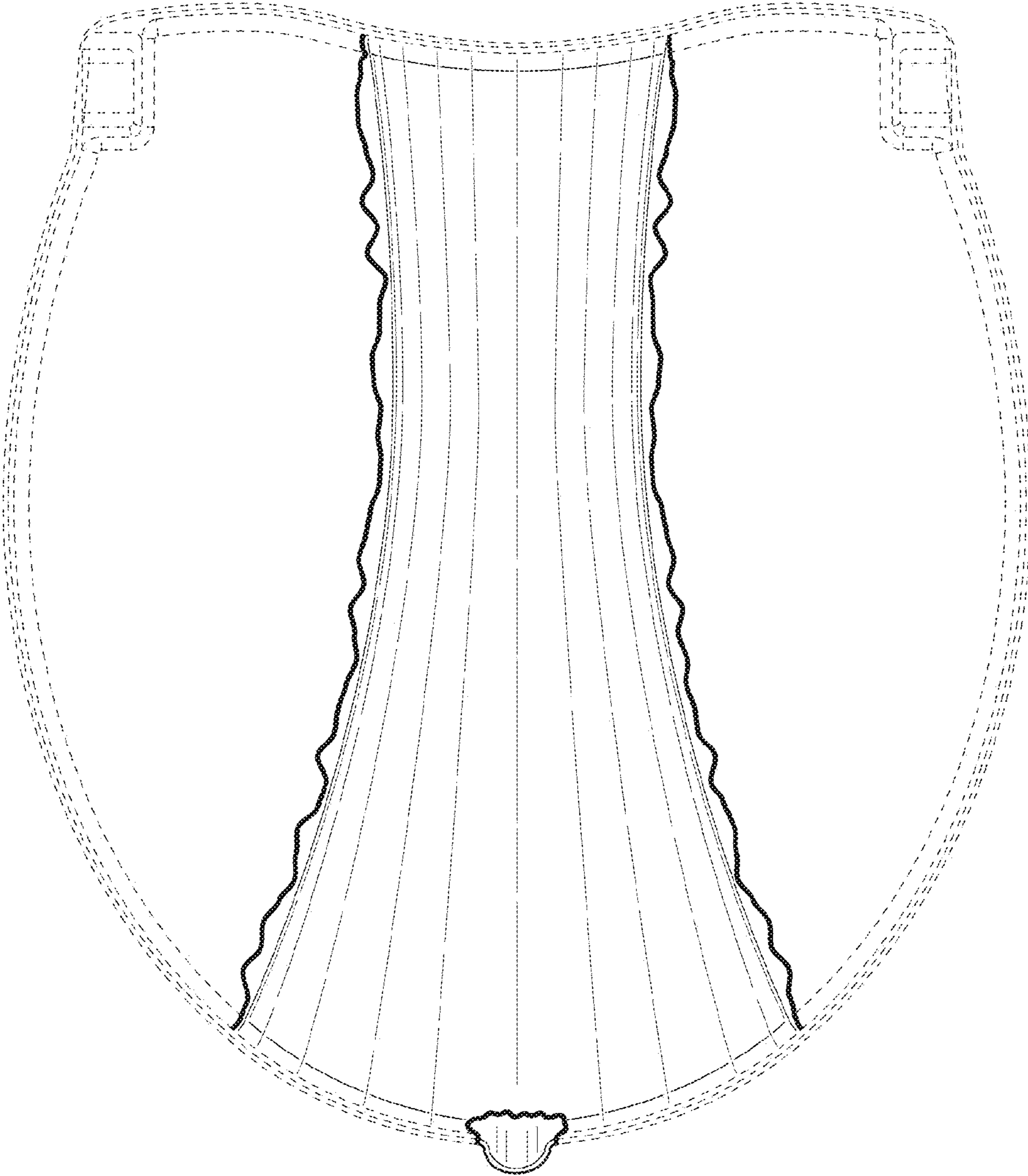
\* cited by examiner



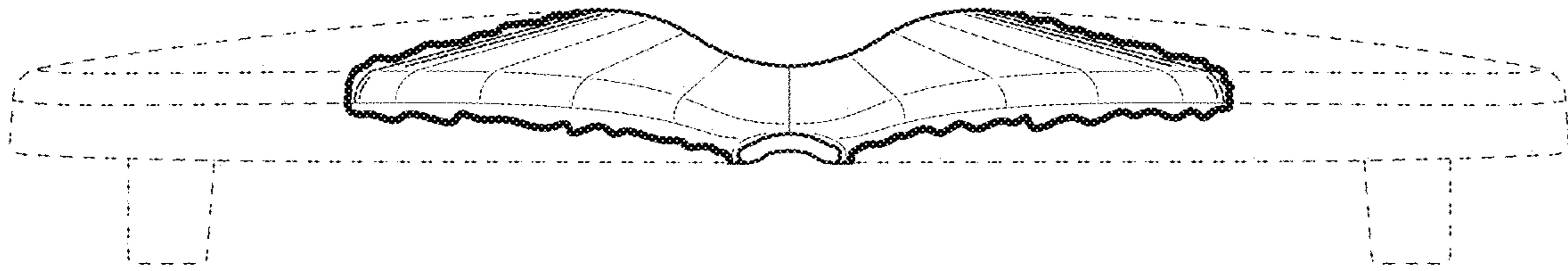
**FIG. 1**



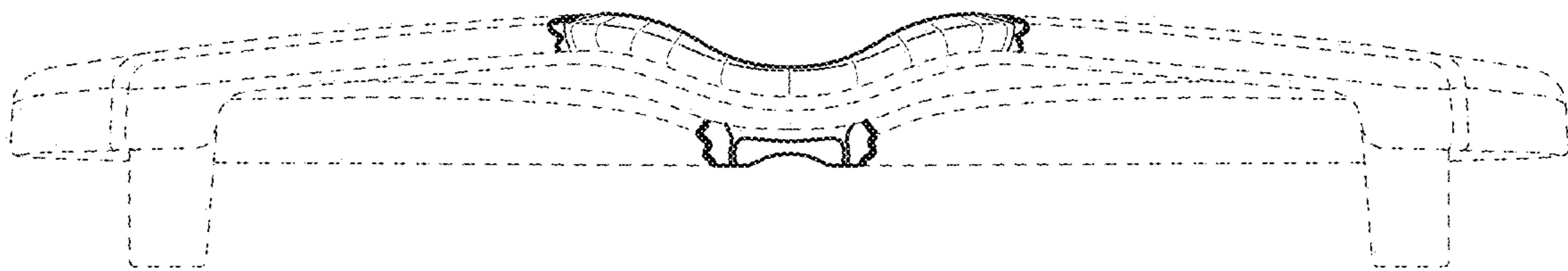
**FIG. 2**




**FIG. 3**




**FIG. 4**



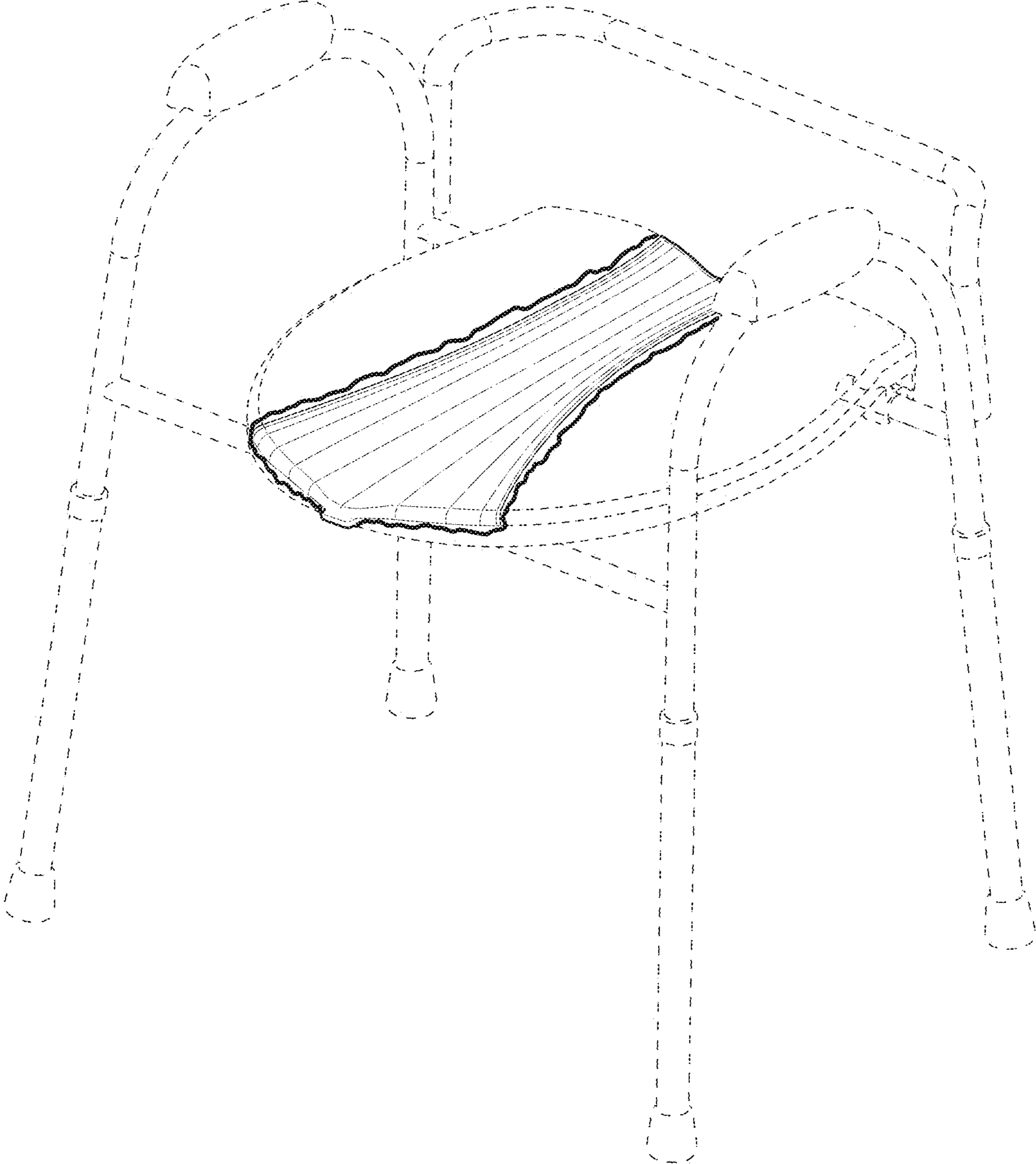
**FIG. 5**



**FIG. 6**



**FIG. 7**



**FIG. 8**