



US00D877302S

(12) **United States Design Patent**
Hyde

(10) **Patent No.:** **US D877,302 S**
(45) **Date of Patent:** **** Mar. 3, 2020**

(54) **SINK EDGE AND FAUCET SPLASH GUARD**

(71) Applicant: **Mila Pilar Hyde**, Louisville, CO (US)

(72) Inventor: **Mila Pilar Hyde**, Louisville, CO (US)

(**) Term: **15 Years**

(21) Appl. No.: **29/658,804**

(22) Filed: **Aug. 2, 2018**

(51) **LOC (12) Cl.** **23-02**

(52) **U.S. Cl.**
USPC **D23/308**

(58) **Field of Classification Search**
USPC D23/284, 293.1, 303, 308, 285-292;
D19/113; D7/698; D6/592-593;
D32/55-57

See application file for complete search history.

(56) **References Cited**

U.S. PATENT DOCUMENTS

- 2,508,808 A * 5/1950 Warman A47J 47/20
4/658
- D186,708 S * 11/1959 Bliss D32/57
- D318,575 S * 7/1991 Applebaum D25/138
- D631,952 S * 2/2011 Marcoff D23/308
- D700,813 S * 3/2014 Fakahany D7/698
- D762,828 S * 8/2016 Nolen D23/308
- D787,403 S * 5/2017 Simonsen D12/203
- D799,241 S * 10/2017 Sublett D6/592

- 9,867,506 B2 * 1/2018 Phillips A47K 1/06
- 10,301,802 B1 * 5/2019 Pinkerton E03C 1/186
- 2013/0019397 A1 * 1/2013 May A47J 47/20
4/658

* cited by examiner

Primary Examiner — Robert A Delehanty
(74) *Attorney, Agent, or Firm* — Will Hunziker

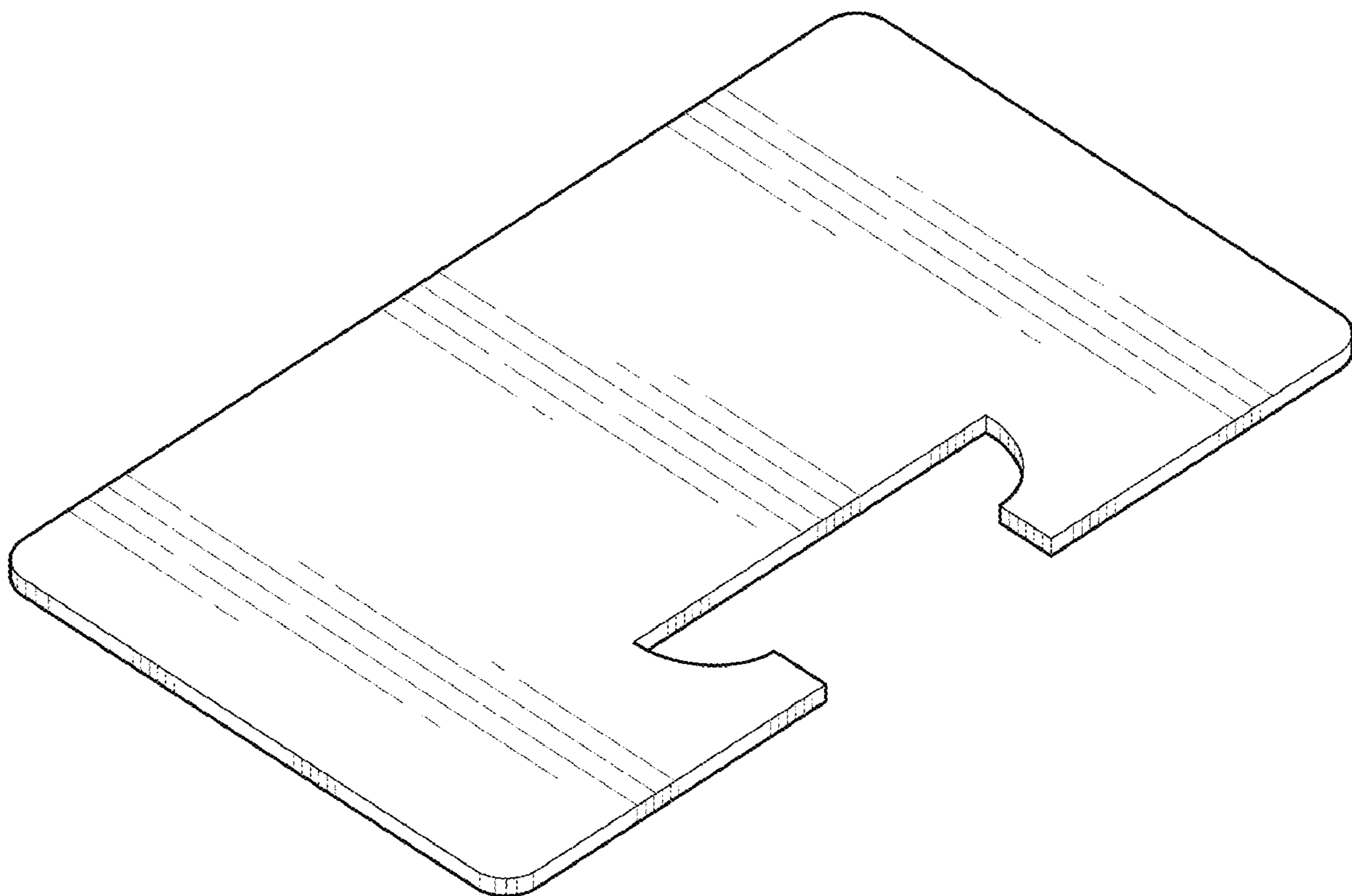
(57) **CLAIM**

The ornamental design for a sink edge and faucet splash guard, as shown.

DESCRIPTION

FIG. 1 illustrates a top perspective view of a sink edge and faucet splash guard.
 FIG. 2 illustrates a top plan view of a sink edge and faucet splash guard.
 FIG. 3 illustrates a bottom plan view of a sink edge and faucet splash guard.
 FIG. 4 illustrates a rear elevation of a sink edge and faucet splash guard.
 FIG. 5 illustrates a front elevation of a sink edge and faucet splash guard.
 FIG. 6 illustrates a left side elevation of a sink edge and faucet splash guard; and,
 FIG. 7 illustrates a left side elevation of a sink edge and faucet splash guard.
 The sink edge and faucet splash guard shown has a circular central hole to accommodate a faucet and slot for easy installation over a faucet.

1 Claim, 3 Drawing Sheets



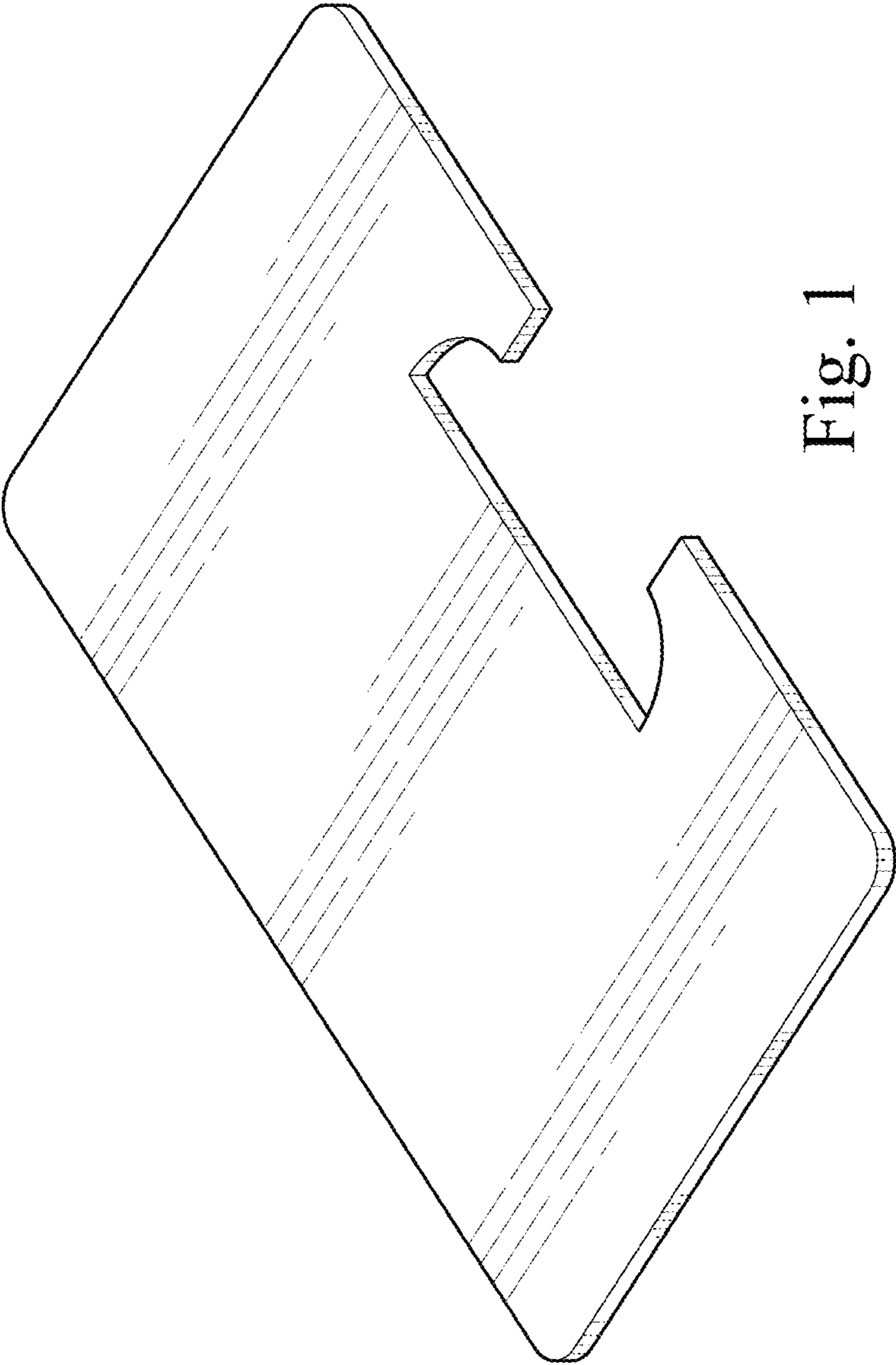


Fig. 1

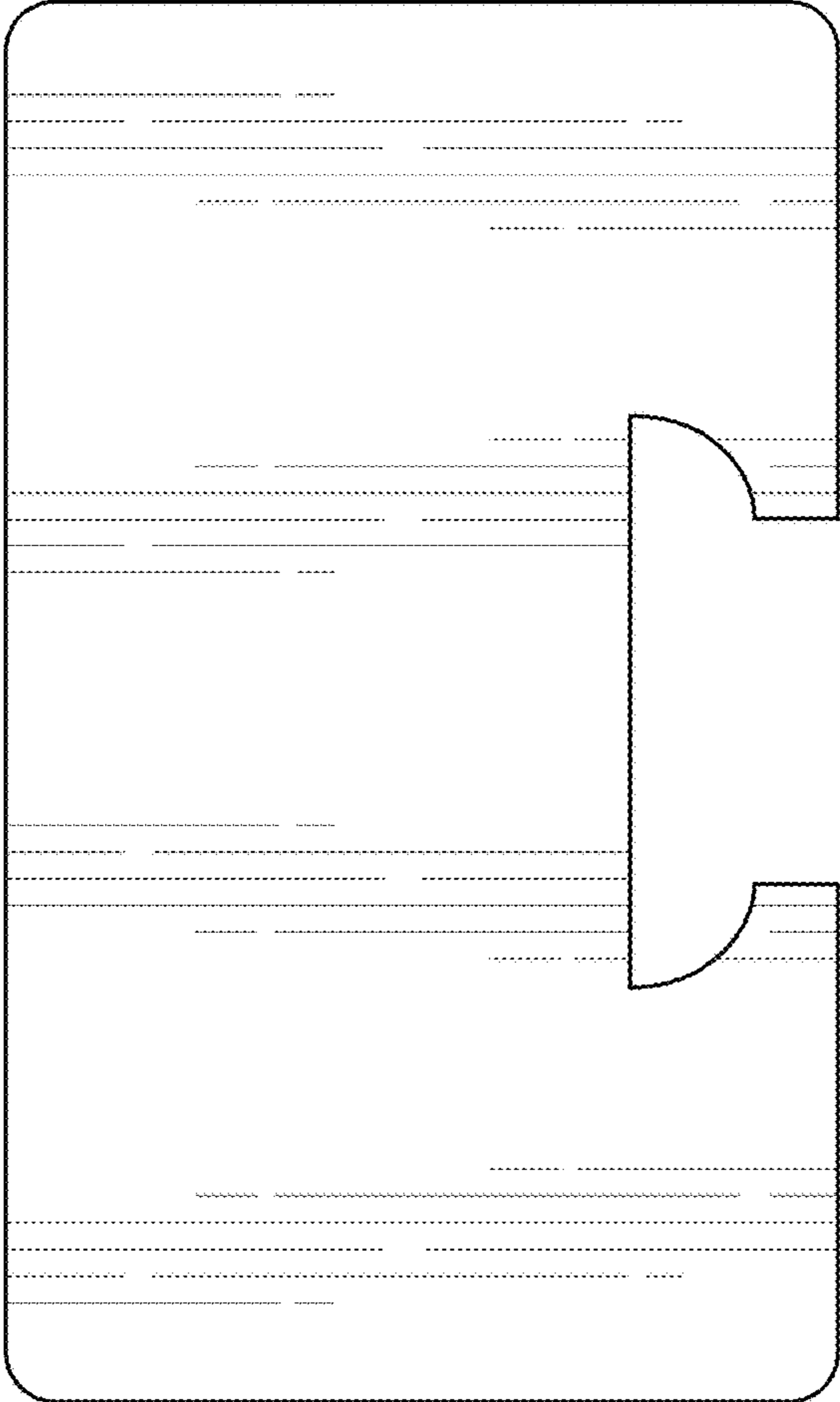


Fig. 2

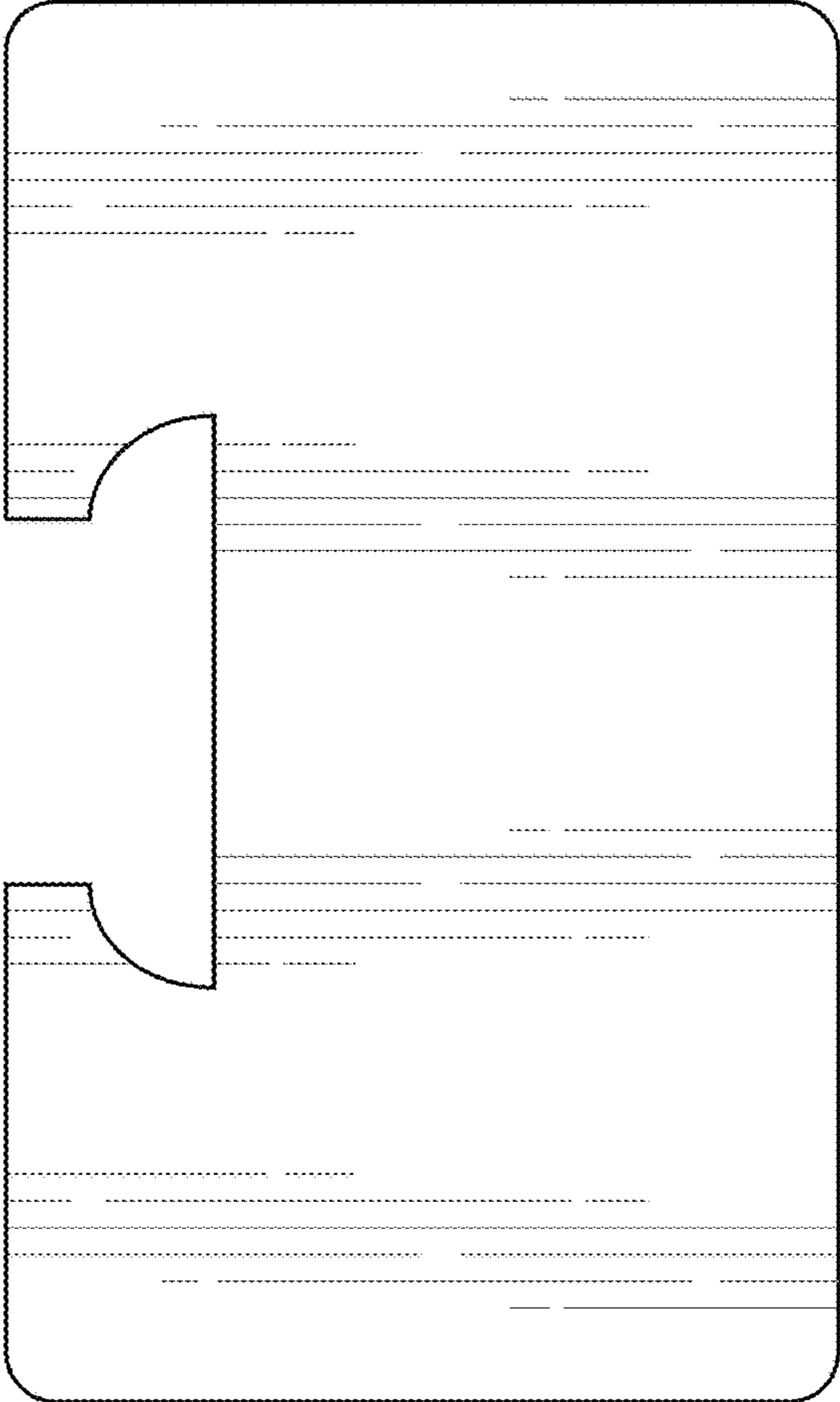


Fig. 3



Fig. 4

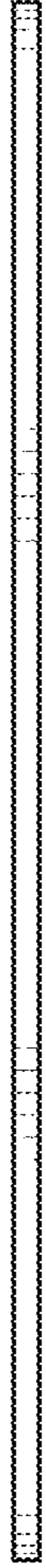


Fig. 5



Fig. 6

Fig. 7