



US00D877295S

(12) **United States Design Patent**
Downey

(10) **Patent No.:** **US D877,295 S**
(45) **Date of Patent:** **** Mar. 3, 2020**

(54) **SHOWERHEAD**

(71) Applicant: **Spectrum Brands, Inc.**, Middleton, WI (US)

(72) Inventor: **David Downey**, Mission Viejo, CA (US)

(73) Assignee: **Spectrum Brands, Inc.**, Middleton, WI (US)

(**) Term: **15 Years**

(21) Appl. No.: **29/642,077**

(22) Filed: **Mar. 27, 2018**

(51) **LOC (12) Cl.** **23-01**

(52) **U.S. Cl.**
USPC **D23/229**

(58) **Field of Classification Search**

USPC D23/213, 214, 221, 222, 223, 226, 227, D23/229, 230, 364, 366; D8/8; D9/521, D9/529, 687; D12/400; D15/139; D32/41, 42, 49; D4/118

CPC A62C 31/02; A62C 31/03; B05B 1/304; B05B 1/308; B65D 47/247; B65D 47/24; B65D 47/32; B65D 47/06

See application file for complete search history.

(56) **References Cited**

U.S. PATENT DOCUMENTS

| | | | | |
|-------------------|---------|-----------|-------|-----------|
| D451,583 S * | 12/2001 | Lindholm | | D23/229 |
| D512,763 S * | 12/2005 | Blomstrom | | D23/229 |
| D527,440 S * | 8/2006 | Macan | | D23/213 |
| D559,357 S * | 1/2008 | Wang | | D23/213 |
| D559,953 S * | 1/2008 | Bickler | | D23/229 |
| D560,272 S * | 1/2008 | Tse | | D23/229 |
| D566,228 S * | 4/2008 | Neagoe | | D23/213 |
| D619,202 S * | 7/2010 | Zhang | | D23/213 |
| D752,711 S * | 3/2016 | Georgeson | | D23/213 |
| 2011/0210188 A1 * | 9/2011 | Yao | | B05B 1/18 |
| | | | | 239/71 |

OTHER PUBLICATIONS

Pfister ThermoForce 6-Function Showerhead [Jul. 11, 2019] found online [Jul. 11, 2019] —<https://www.pfisterfaucets.com/bathroom/product/thermoforce-015-ws2-th-6-function-showerhead?modelNumber=015-WS2-THCC>.*

* cited by examiner

Primary Examiner — Lakiya G Rogers

Assistant Examiner — John A Voytek

(74) *Attorney, Agent, or Firm* — Banner & Witcoff, Ltd.

(57) **CLAIM**

The ornamental design for a showerhead, as shown and described.

DESCRIPTION

FIG. 1 is a bottom perspective view of a showerhead showing my new design;

FIG. 2 is a bottom view thereof;

FIG. 3 is a top view thereof;

FIG. 4 is a rear view thereof;

FIG. 5 is a right side view thereof;

FIG. 6 is a left side view thereof;

FIG. 7 is a front view thereof;

FIG. 8 is a bottom perspective view of an alternative embodiment of a showerhead showing my new design;

FIG. 9 is a bottom view thereof;

FIG. 10 is a top view thereof;

FIG. 11 is a rear view thereof;



FIG. 12 is a right side view thereof;

FIG. 13 is a left side view thereof; and,

FIG. 14 is a front view thereof.

The broken lines depicting the circular elements in FIGS. 1-7, and the unshaded areas therein, show features that form no part of the claimed design.

1 Claim, 14 Drawing Sheets






FIG. 1

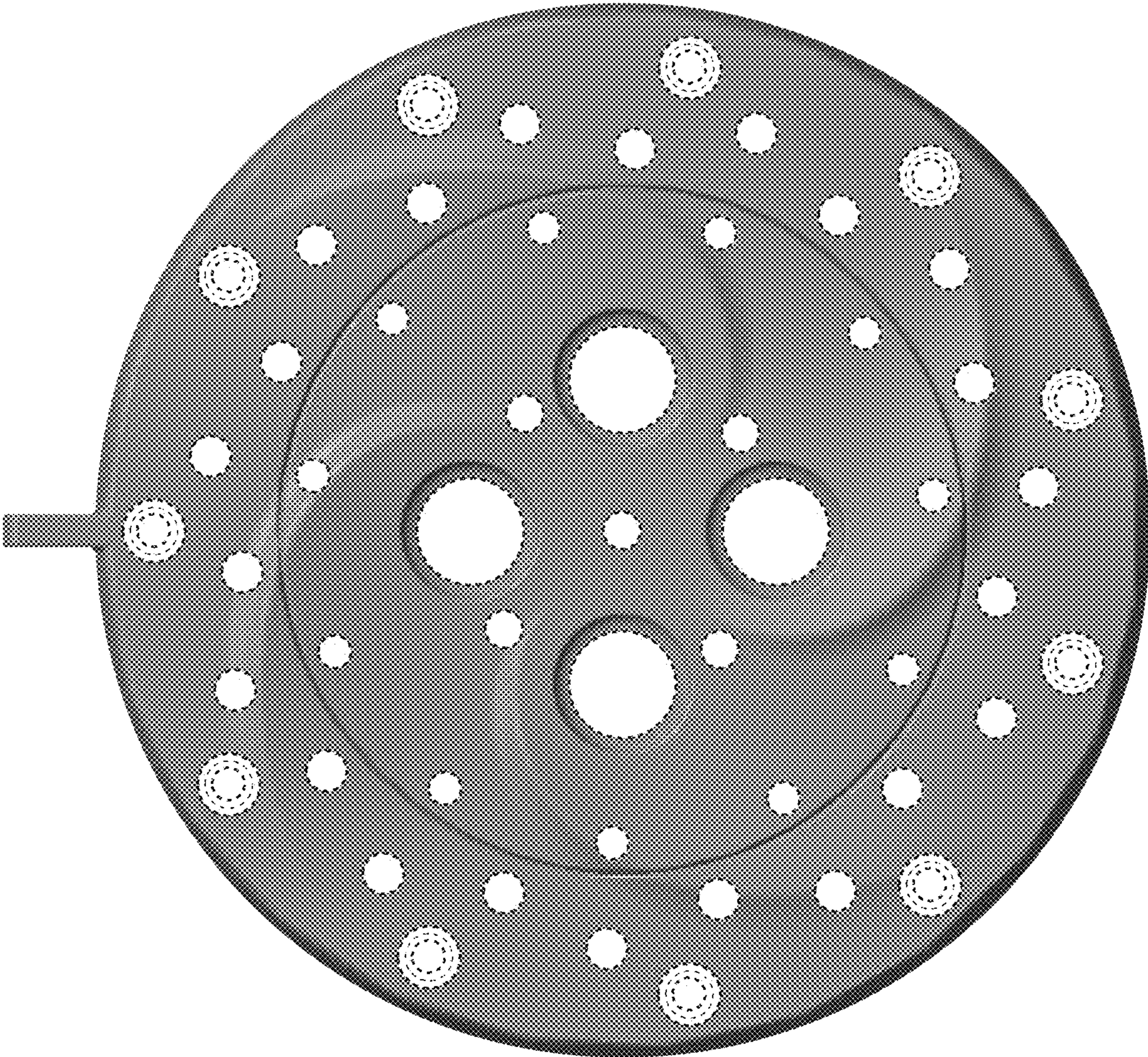


FIG. 2




FIG. 3

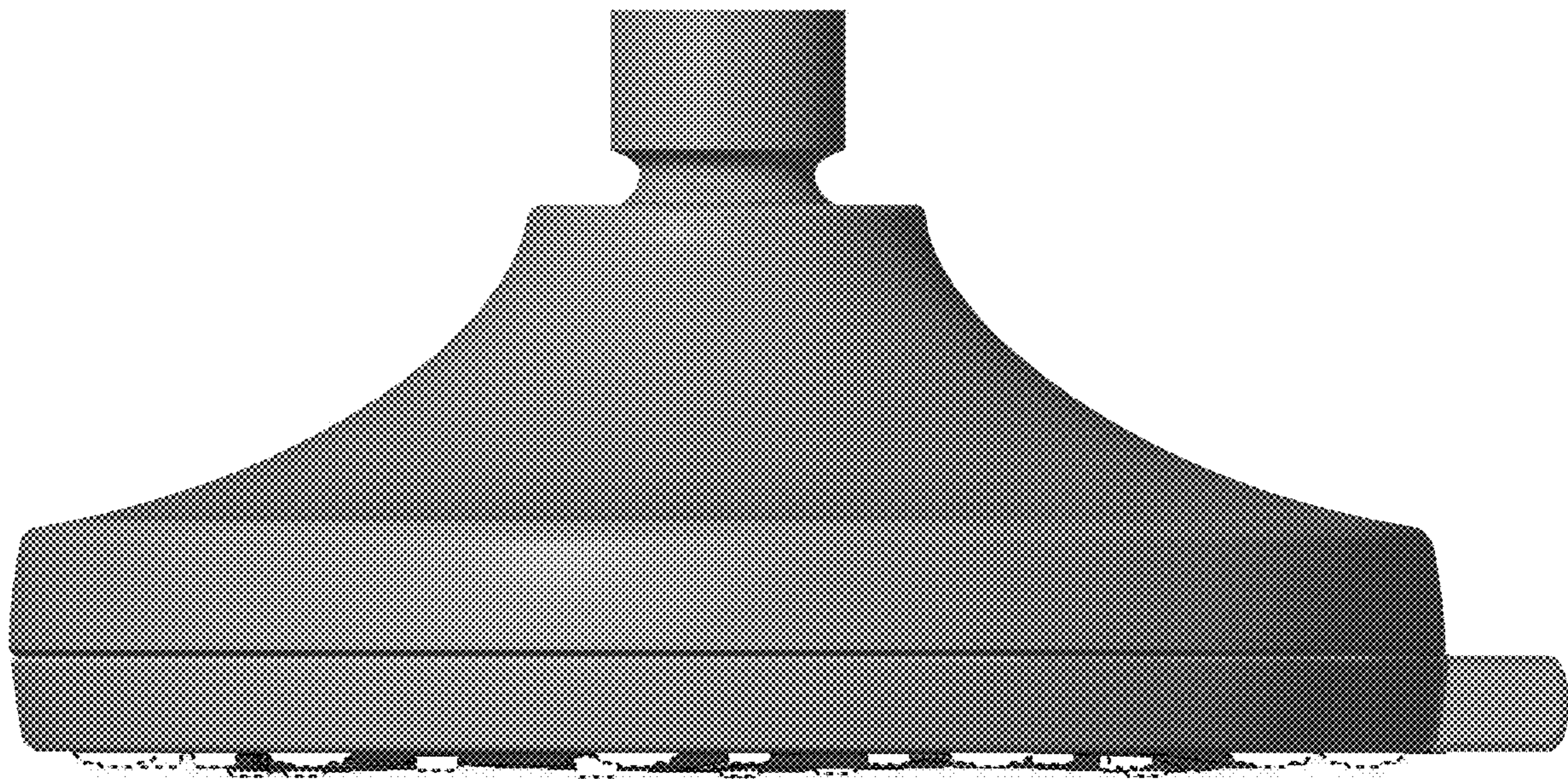


FIG. 4




FIG. 5

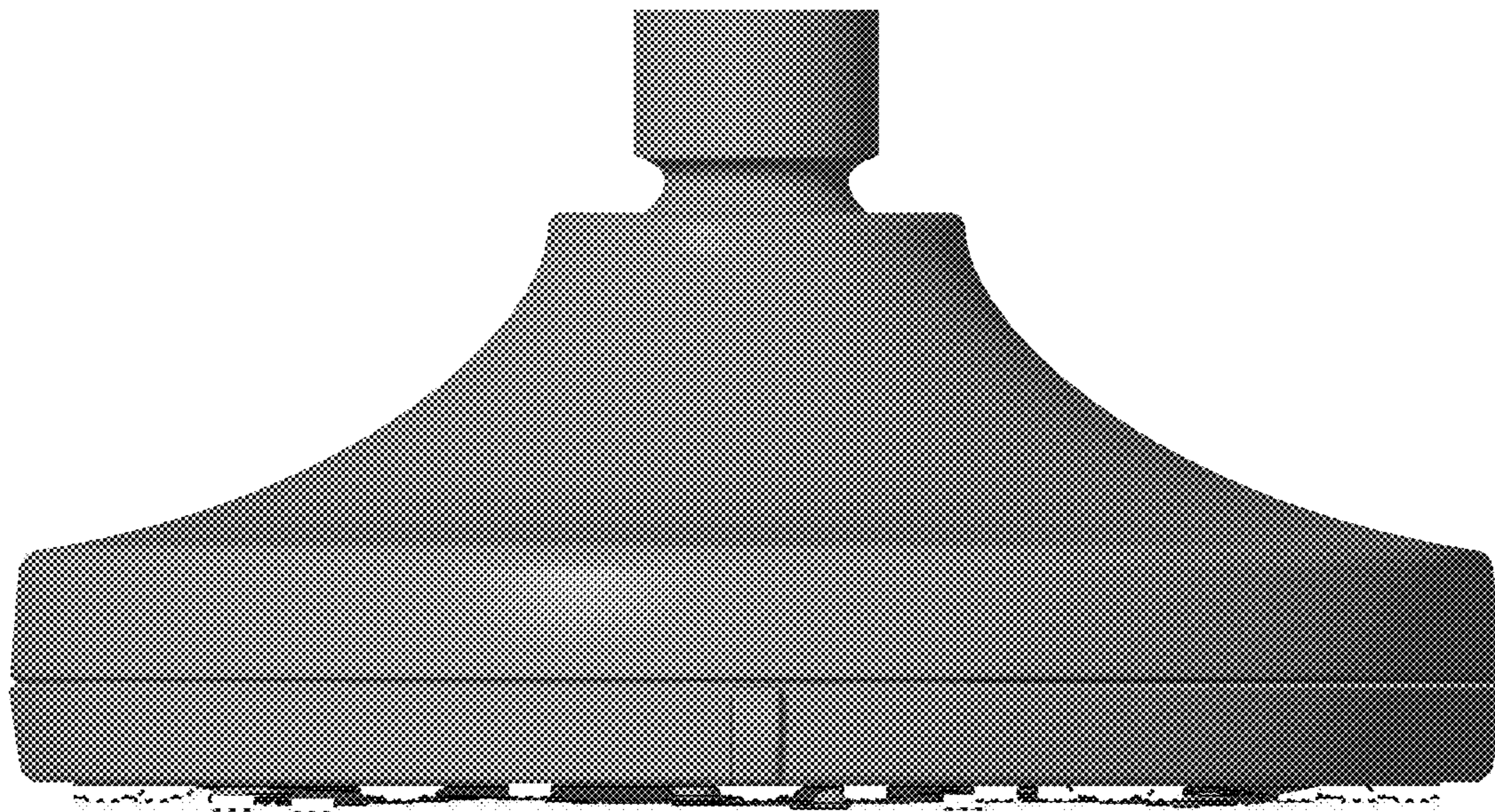


FIG. 6

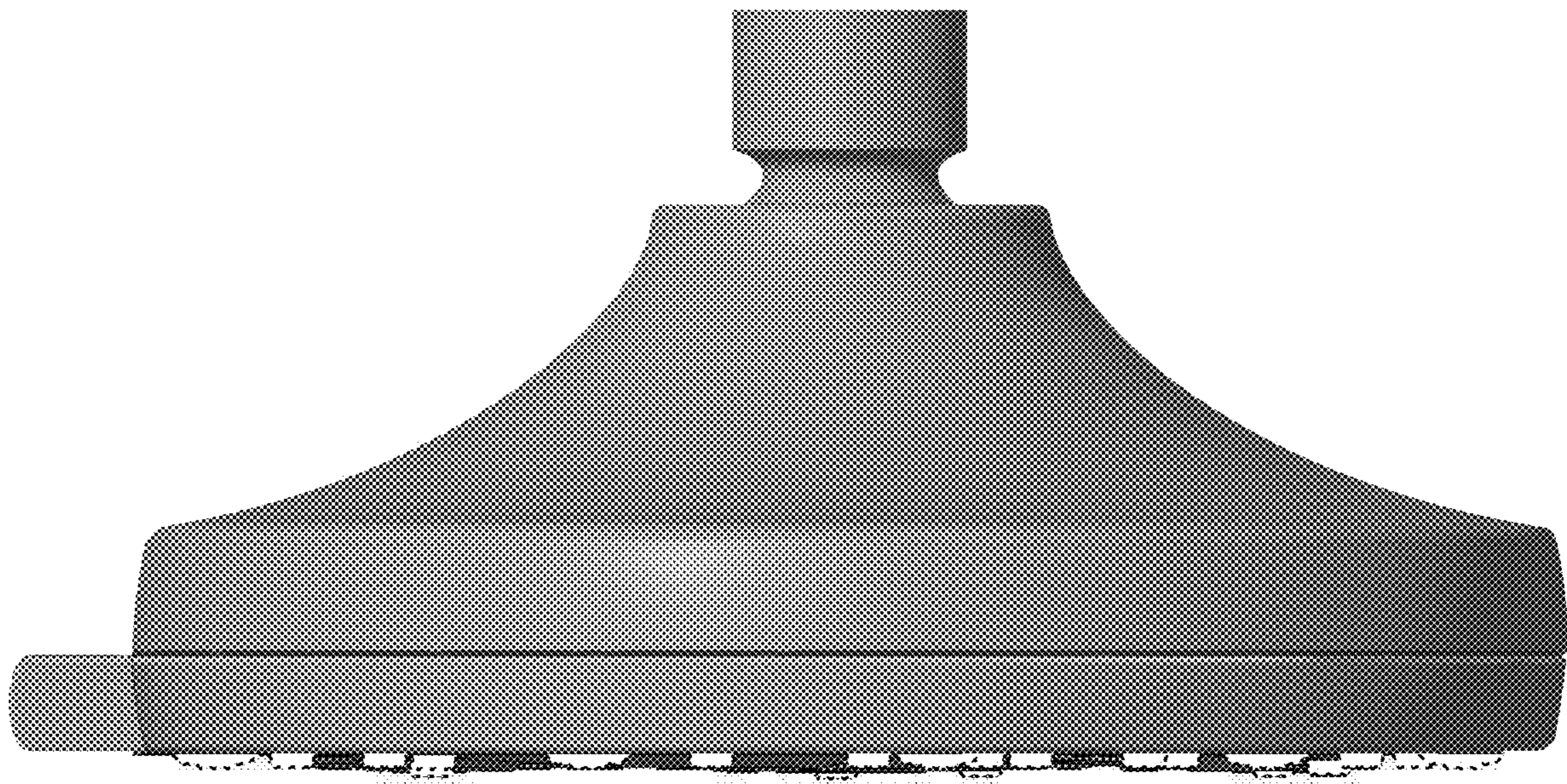


FIG. 7




FIG. 8




FIG. 9




FIG. 10




FIG. 11




FIG. 12

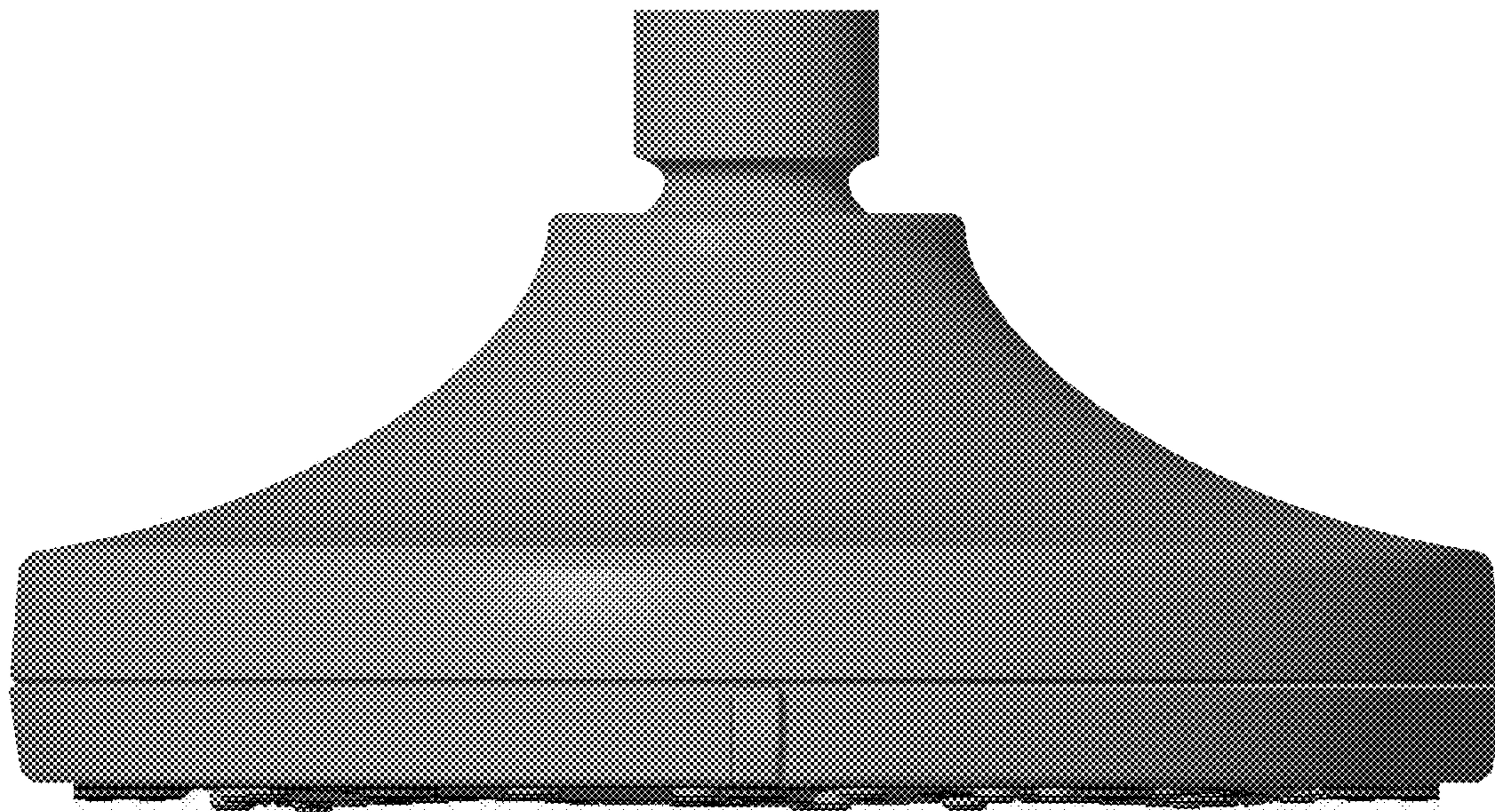


FIG. 13




FIG. 14