



US00D877275S

(12) **United States Design Patent**
Wagner et al.

(10) **Patent No.:** **US D877,275 S**
(45) **Date of Patent:** **** Mar. 3, 2020**

- (54) **CANOPY WITH ANCHOR**
- (71) Applicant: **Cabela's LLC**, Sidney, NE (US)
- (72) Inventors: **John Wagner**, Sidney, NE (US); **Carl Hausmann**, Sidney, NE (US)
- (73) Assignee: **CABELA'S LLC**, Sidney, NE (US)
- (**) Term: **15 Years**
- (21) Appl. No.: **29/702,101**
- (22) Filed: **Aug. 16, 2019**

7,753,064 B2 7/2010 Sy-Facunda
 7,784,480 B2 8/2010 Sy-Facunda
 7,785,008 B2* 8/2010 Schoenig B65F 1/0006
 294/214

(Continued)

OTHER PUBLICATIONS

Restriction Requirement issued in related Design U.S. Appl. No. 29/679,029 dated Mar. 22, 2019, 5 pages.
 (Continued)

Primary Examiner — Cynthia M. Chin
 (74) *Attorney, Agent, or Firm* — Pillsbury Winthrop Shaw Pittman LLP

Related U.S. Application Data

- (62) Division of application No. 29/679,029, filed on Jan. 31, 2019, now Pat. No. Des. 864,334, which is a division of application No. 29/572,759, filed on Jul. 29, 2016, now Pat. No. Des. 846,055.
- (51) **LOC (12) Cl.** **21-04**
- (52) **U.S. Cl.**
USPC **D21/839**
- (58) **Field of Classification Search**
USPC D21/837, 839; D12/401; D8/1
CPC E04H 15/02; E04H 15/58; E04H 15/60;
E04H 15/62; E04H 15/64
See application file for complete search history.

(57) **CLAIM**

The ornamental design for a canopy with anchor, as shown and described.

DESCRIPTION

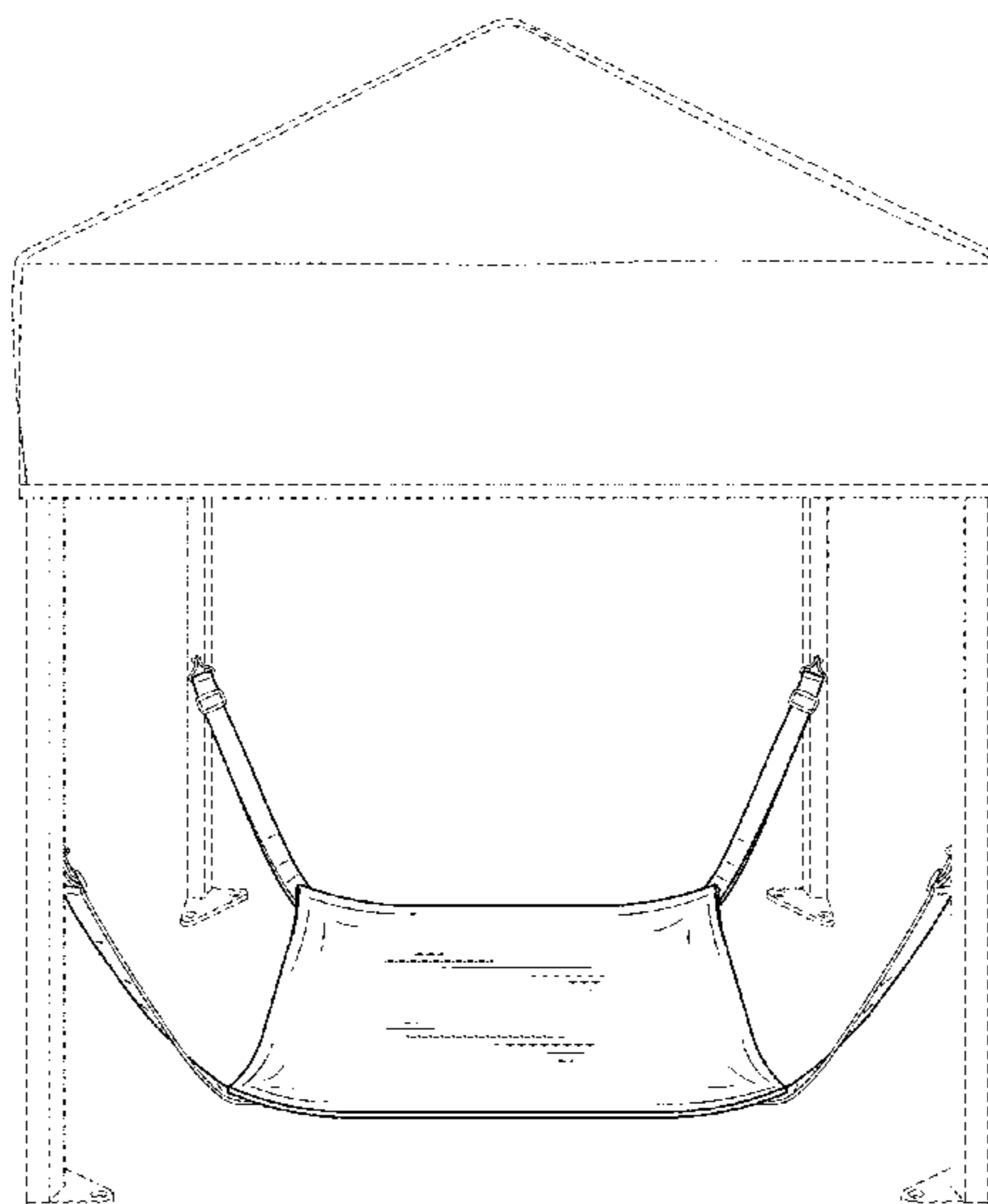
FIG. 1 is a front perspective view of a canopy anchor according to our new design;
 FIG. 2 is a front side elevational view thereof, of which the back side elevational view is a mirror image;
 FIG. 3 is a right side elevational view thereof, of which the left side elevational view is a mirror image;
 FIG. 4 is a top plan view thereof;
 FIG. 5 is a bottom plan view thereof;
 FIG. 6 is a top plan view of a canopy anchor thereof;
 FIG. 7 is a bottom plan view thereof; and,
 FIG. 8 is a front side elevational view thereof, of which the back side, right side, and left side elevational views are mirror images.
 The broken lines are for the purpose of illustrating portions of the article that form no part of the claim.
 The broken away symbols in FIGS. 6-8 indicate the appearance of any portion of the article between the break lines forms no part of the claimed design.

(56) **References Cited**

U.S. PATENT DOCUMENTS

- 2,353,220 A 7/1944 Charlop
- 3,862,876 A * 1/1975 Graves E04G 21/28
428/83
- 4,641,676 A 2/1987 Lynch
- 4,886,083 A 12/1989 Gamache
- D316,288 S 4/1991 Lynch
- 5,241,977 A 9/1993 Flores et al.
- D389,451 S * 1/1998 Wilson D12/401
- 5,944,040 A 8/1999 Jang
- D489,035 S * 4/2004 Butler D12/401
- 6,739,095 B2 5/2004 Glynos

1 Claim, 7 Drawing Sheets



(56)

References Cited

U.S. PATENT DOCUMENTS

7,798,162	B2	9/2010	Sy-Facunda	
7,871,052	B2 *	1/2011	Baum	B60P 3/343 135/115
8,056,573	B2	11/2011	Panigot	
8,312,888	B2 *	11/2012	Rees, Jr.	E04H 15/02 135/117
8,418,711	B2	4/2013	Park et al.	
8,439,058	B2	5/2013	Doell	
8,714,174	B1	5/2014	DeSousa	
8,733,380	B1	5/2014	Roberts	
8,997,769	B2	4/2015	Carpenter	
9,010,348	B1	4/2015	Kite	
9,124,148	B2	9/2015	Wood et al.	
9,271,416	B2	2/2016	Carpenter	
9,283,413	B2 *	3/2016	Weber	A62C 2/10
9,644,391	B1 *	5/2017	Urhausen	E04H 15/62
9,683,386	B1	6/2017	Morrison	
D851,195	S *	6/2019	Anderson	D21/839
2004/0194393	A1 *	10/2004	Horman	E04B 1/66 52/3
2011/0023922	A1	2/2011	Rees	
2013/0153734	A1 *	6/2013	Lamano	A47G 21/167 248/364
2015/0040957	A1	2/2015	Mallookis et al.	
2015/0322690	A1	11/2015	Andrews et al.	

OTHER PUBLICATIONS

Restriction Requirement issued in related Design U.S. Appl. No. 29/572,759 dated Sep. 21, 2018, 5 pages.

* cited by examiner

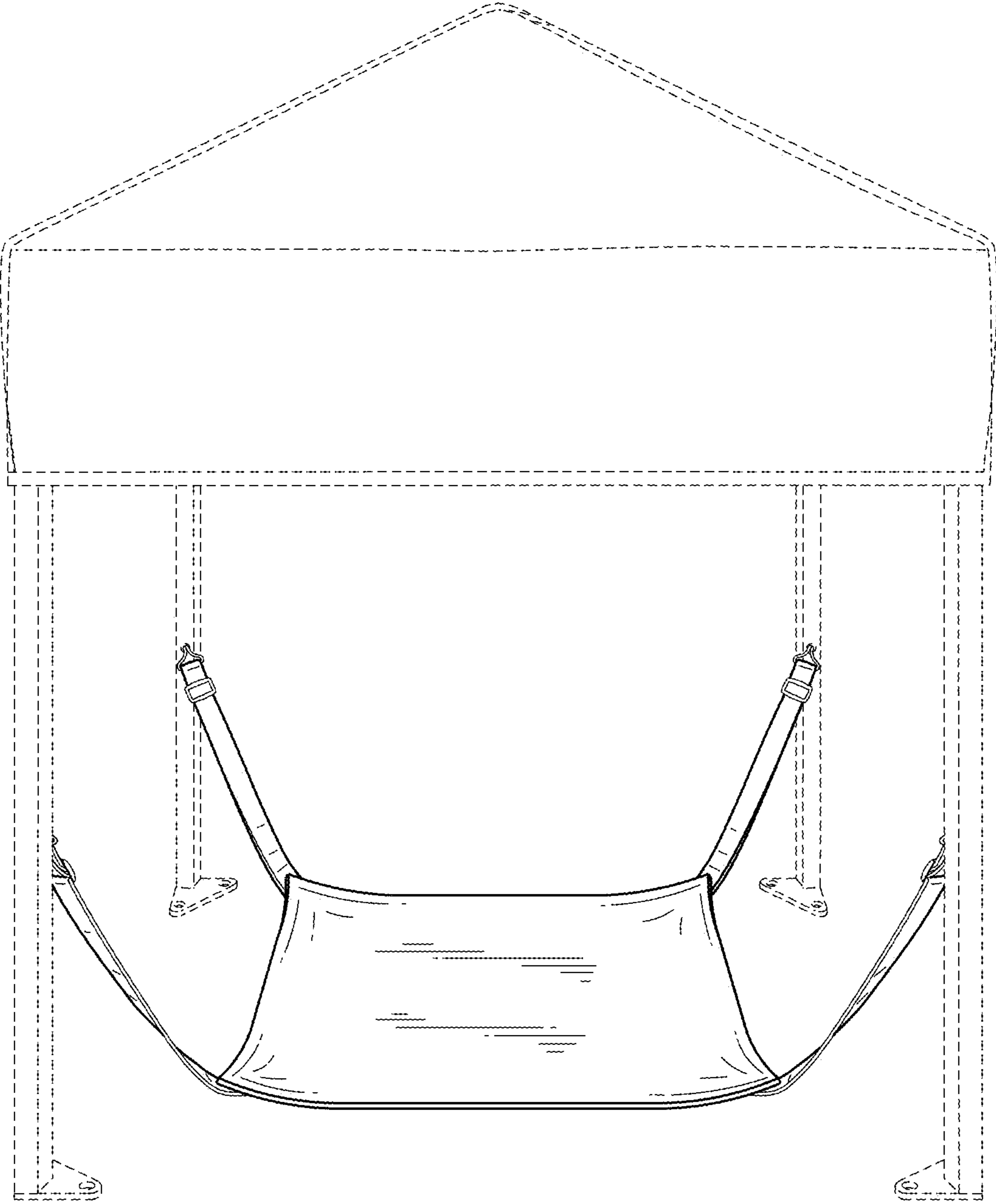


FIG. 1

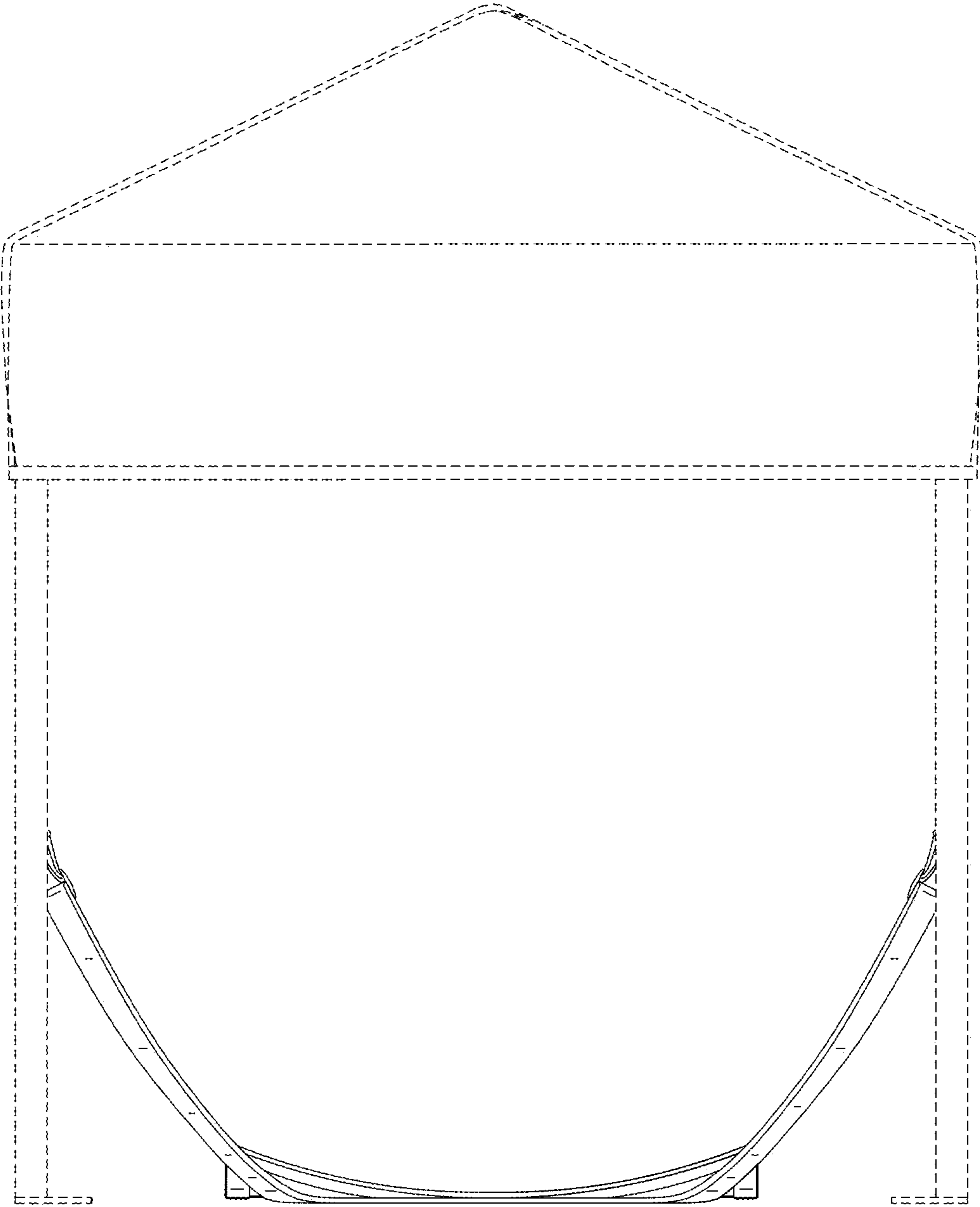


FIG. 2

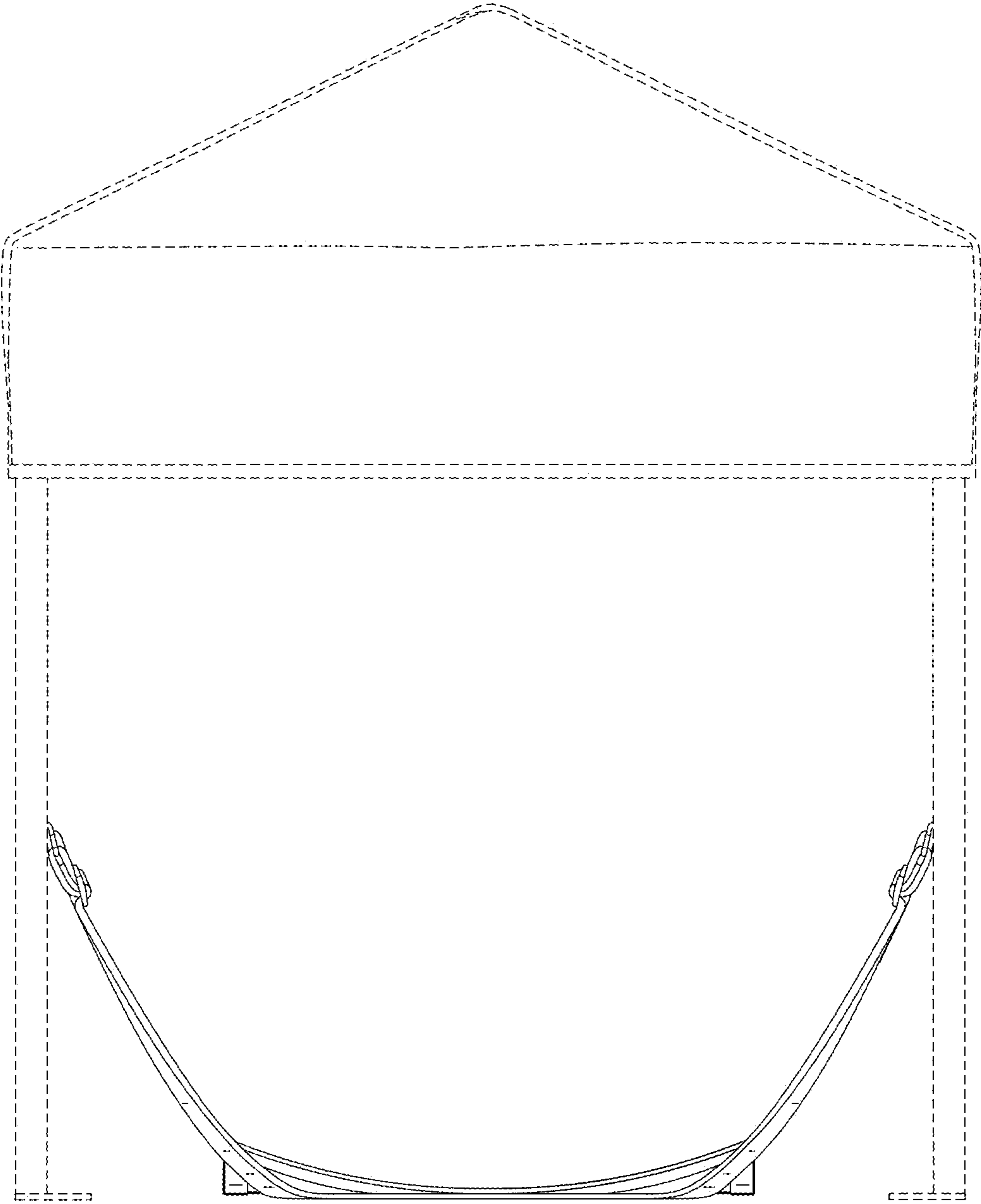


FIG. 3




FIG. 4

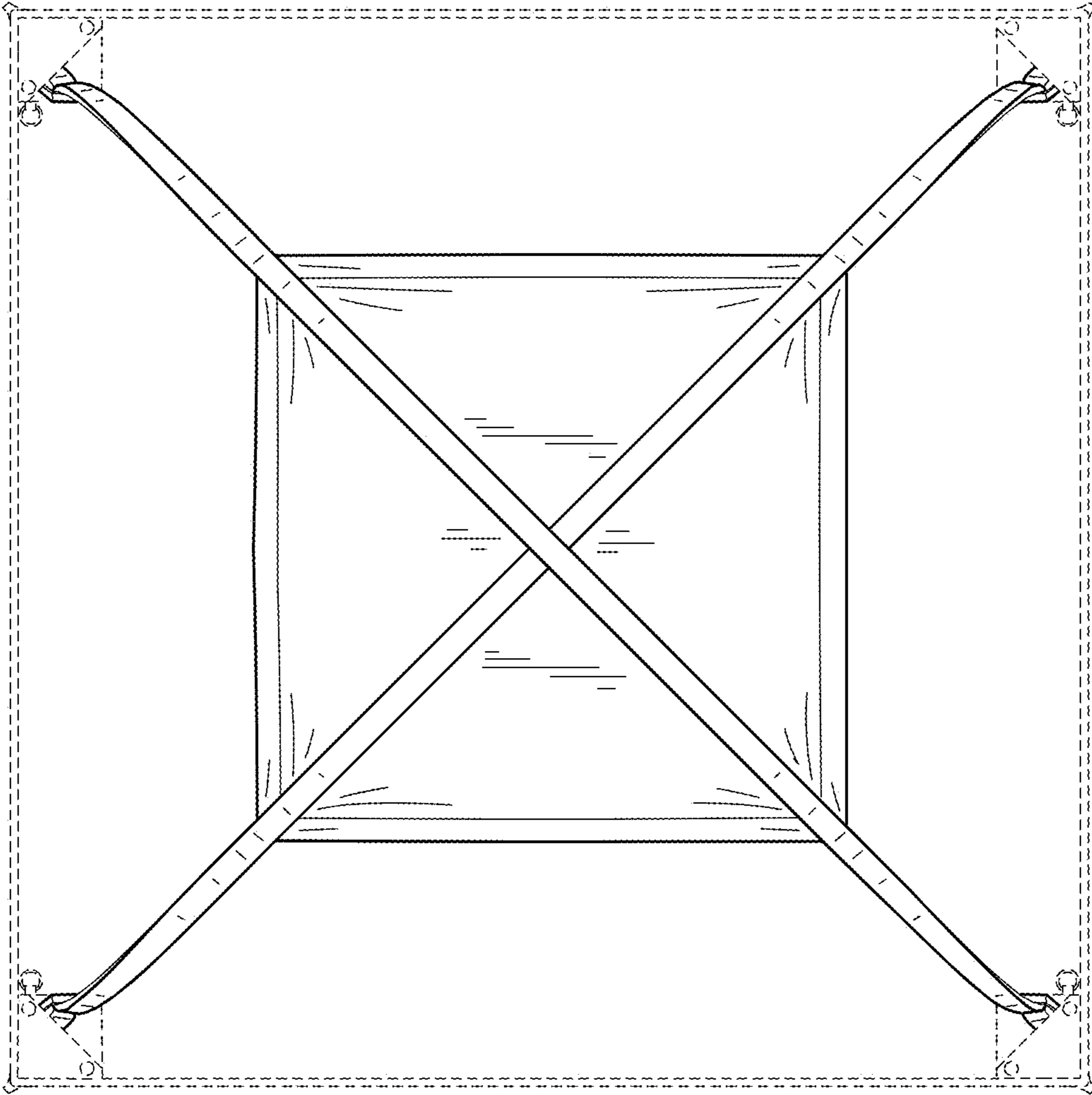


FIG. 5

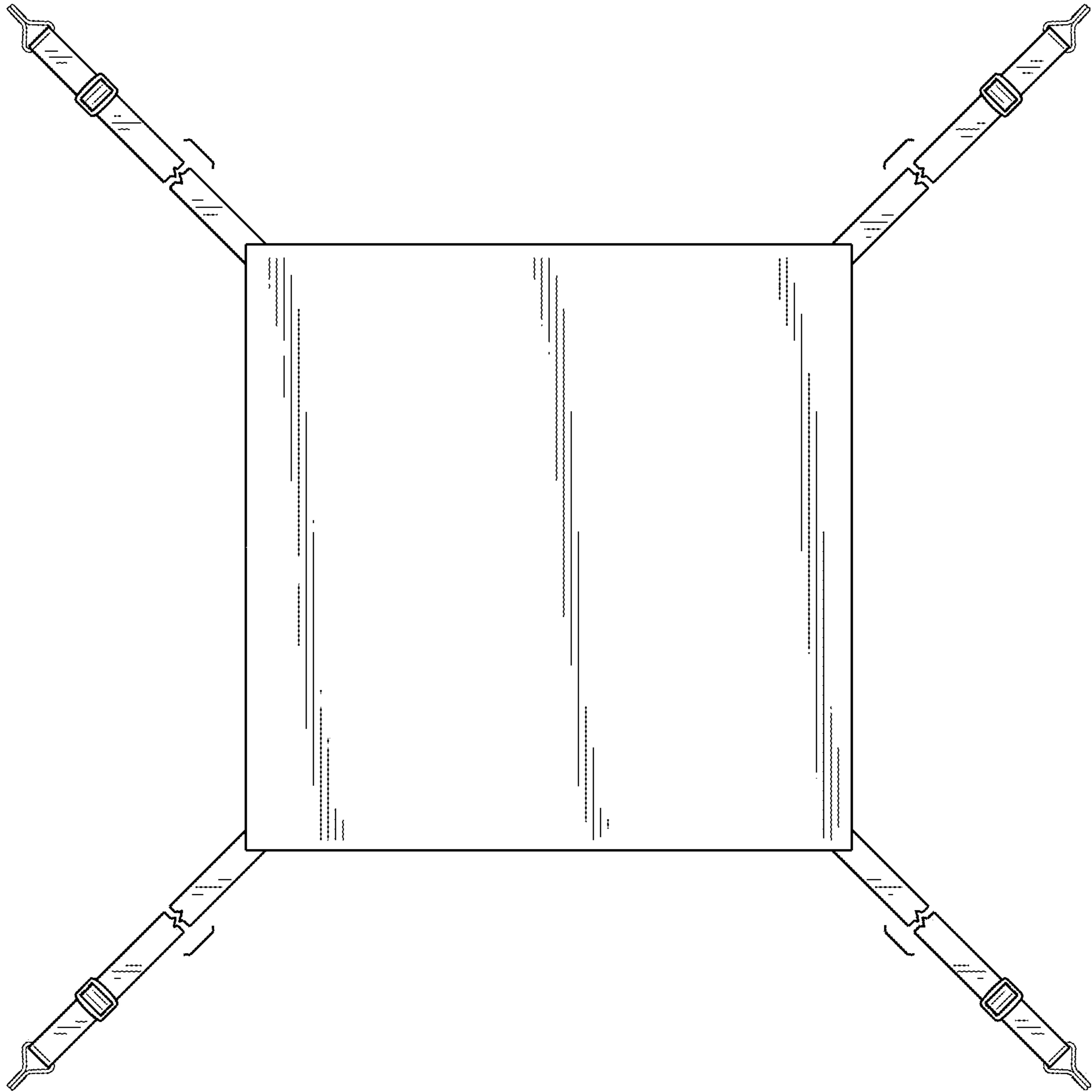


FIG. 6

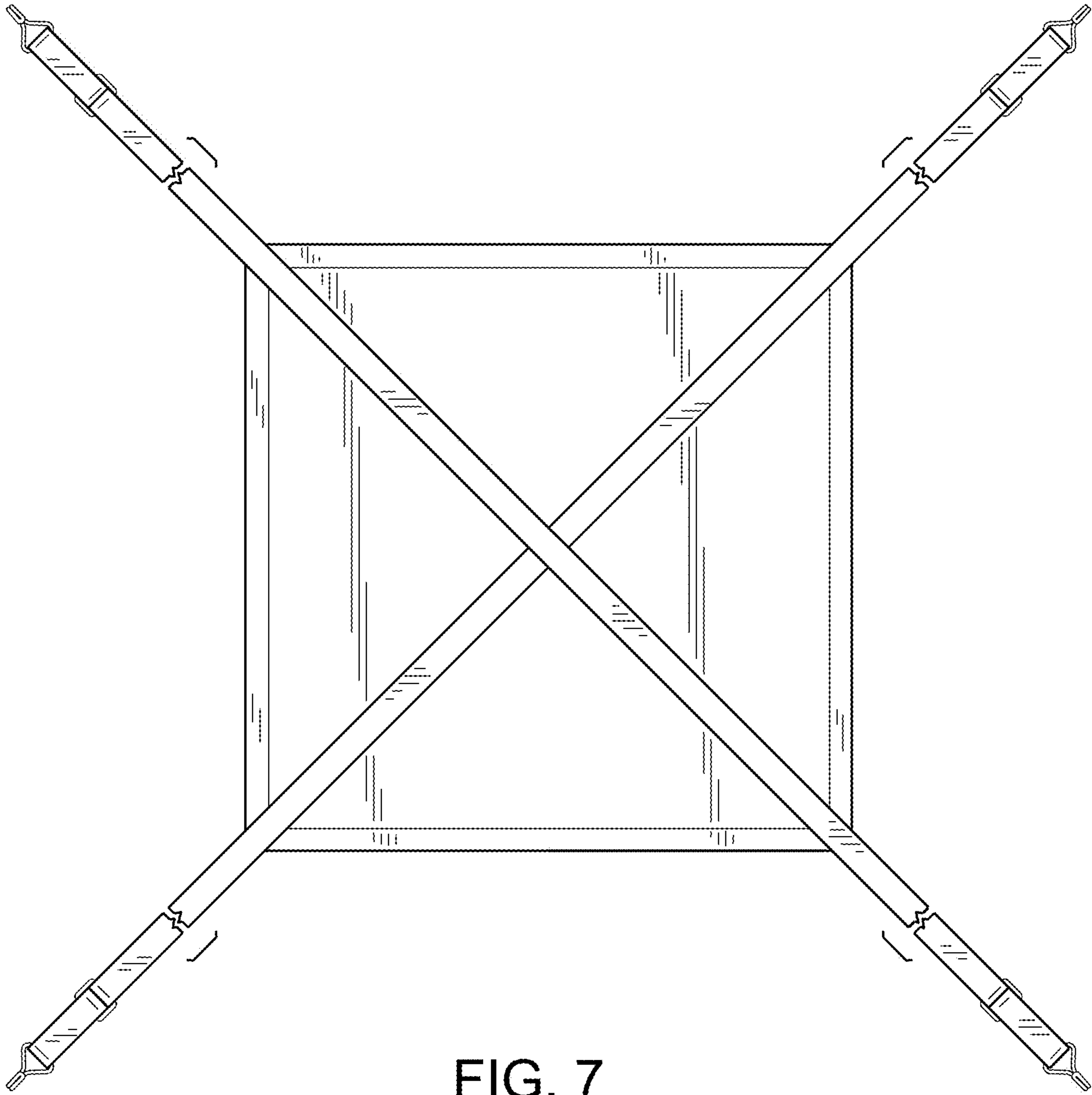


FIG. 7



FIG. 8