



US00D877269S

(12) **United States Design Patent**
Cupak et al.

(10) **Patent No.:** **US D877,269 S**
(45) **Date of Patent:** **** Mar. 3, 2020**

(54) **EXERCISE MAT**

(71) Applicants: **Pamela Gertrude Cupak**, Lanark
(CA); **Carolyne Thompson**, Perth (CA)

(72) Inventors: **Pamela Gertrude Cupak**, Lanark
(CA); **Carolyne Thompson**, Perth (CA)

(**) Term: **15 Years**

(21) Appl. No.: **29/661,266**

(22) Filed: **Aug. 26, 2018**

(51) **LOC (12) Cl.** **21-02**

(52) **U.S. Cl.**
USPC **D21/686**

(58) **Field of Classification Search**
USPC D6/601, 691.4, 375, 334, 361, 349, 596,
D6/588, 587, 585, 584, 583, 582, 367,
D6/604, 597, 691.3, 691.8, 374;
D21/686, 687, 662, 797, 688, 484, 671,
D21/690, 792, 780, 698, 500, 501, 499;
D24/190, 191, 192, 183, 186, 212, 214,
D24/211, 200; 432/140; 482/141, 142,
482/121, 122, 140, 23, 15, 127, 139, 35,
482/130, 148, 106; D12/410, 203;
D30/160, 158; D25/118, 113, 114;
52/596, 677, 431, 603, 604, 605, 632,
52/630; D9/432, 422, 576, 734; 5/731,
5/709, 656, 655, 640, 637, 632, 630, 420,
5/417
CPC ... A63B 21/4037; A63B 6/00; A63B 2210/50;
A63B 23/0211; A63B 21/00047; A63B
2023/006; A47G 27/0237; A47G 27/0231;
B32B 2471/04

See application file for complete search history.

(56) **References Cited**

U.S. PATENT DOCUMENTS

D267,028 S * 11/1982 Spisak D21/686
D381,231 S * 7/1997 Kuan D6/582
6,334,442 B1 * 1/2002 Altamura A61G 7/05707
128/845
D479,082 S * 9/2003 Daughtery D6/596

(Continued)

Primary Examiner — Ryan Harvey

(74) *Attorney, Agent, or Firm* — Elan IP Inc.

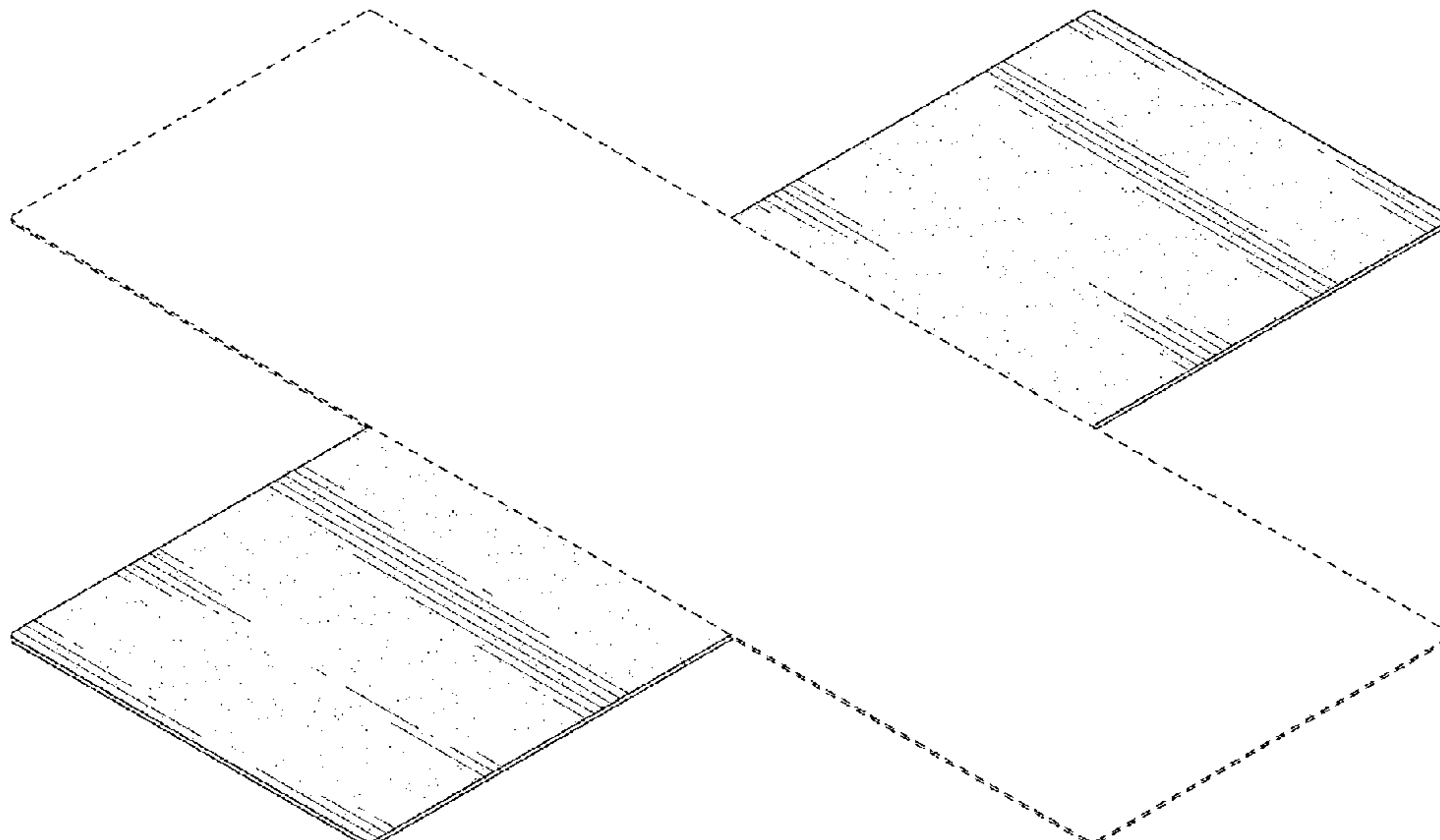
(57) **CLAIM**

We claim the ornamental design of the exercise mat, as shown and described.

DESCRIPTION

FIG. 1 is a perspective view of a first configuration of the exercise mat embodying the new design shown with an environmental exercise mat;
FIG. 2 is a perspective view of the exercise mat of FIG. 1 without the environmental exercise mat;
FIG. 3 is a front view of the exercise mat of FIG. 2;
FIG. 4 is a detail view of a portion of FIG. 3 as indicated;
FIG. 5 is a left side view of the exercise mat of FIG. 2, the right side view being a mirror image thereof;
FIG. 6 is a top view of the exercise mat of FIG. 2;
FIG. 7 is a bottom view of the exercise mat of FIG. 2;
FIG. 8 is a perspective view of a second configuration of the exercise mat embodying the new design shown with an environmental exercise mat;
FIG. 9 is a perspective view of the exercise mat of FIG. 8 without the environmental exercise mat;
FIG. 10 is a front view of the exercise mat of FIG. 9;
FIG. 11 is a detail view of a portion of FIG. 10 as indicated;
FIG. 12 is a back view of the exercise mat of FIG. 9;
FIG. 13 is a left side view of the exercise mat of FIG. 9;
FIG. 14 is a right side view of the exercise mat of FIG. 9;
FIG. 15 is a top view of the exercise mat of FIG. 9; and,
FIG. 16 is a bottom view of the exercise mat of FIG. 9.
The broken lines depict environment and form no part of the claim.

1 Claim, 8 Drawing Sheets



(56)

References Cited

U.S. PATENT DOCUMENTS

D502,350	S *	3/2005	O'Reagan	D6/596
D503,579	S *	4/2005	Covert	D6/601
D515,709	S *	2/2006	Charon	D25/113
D554,208	S *	10/2007	Palaszek	D21/662
D554,423	S *	11/2007	Huffman	D6/582
D566,448	S *	4/2008	Ridder	D24/183
D646,517	S *	10/2011	Noonan	D6/582
D671,784	S *	12/2012	Gallie, II	D6/582
D701,062	S *	3/2014	Kinsella	D6/582
D790,879	S *	7/2017	Maggard	D6/601
D798,632	S *	10/2017	Wilczek	D6/582
D801,456	S *	10/2017	Simon	A63B 69/0026
					D21/698
D831,133	S *	10/2018	Goldmon	D21/686
2006/0073305	A1 *	4/2006	Kole	A63B 21/4037
					428/80
2008/0214361	A1 *	9/2008	Oster	A63B 6/00
					482/23
2009/0191528	A1 *	7/2009	Davey	A63B 23/0244
					434/258
2011/0207587	A1 *	8/2011	De La Rambelje	A63B 21/00047
					482/140
2017/0291063	A1 *	10/2017	Polenz	A63B 21/028
2018/0250548	A1 *	9/2018	Wasmer	A63B 21/4037
2018/0361193	A1 *	12/2018	Ross	A63B 21/4037
2019/0247706	A1 *	8/2019	Brooks	A63B 21/4037

* cited by examiner

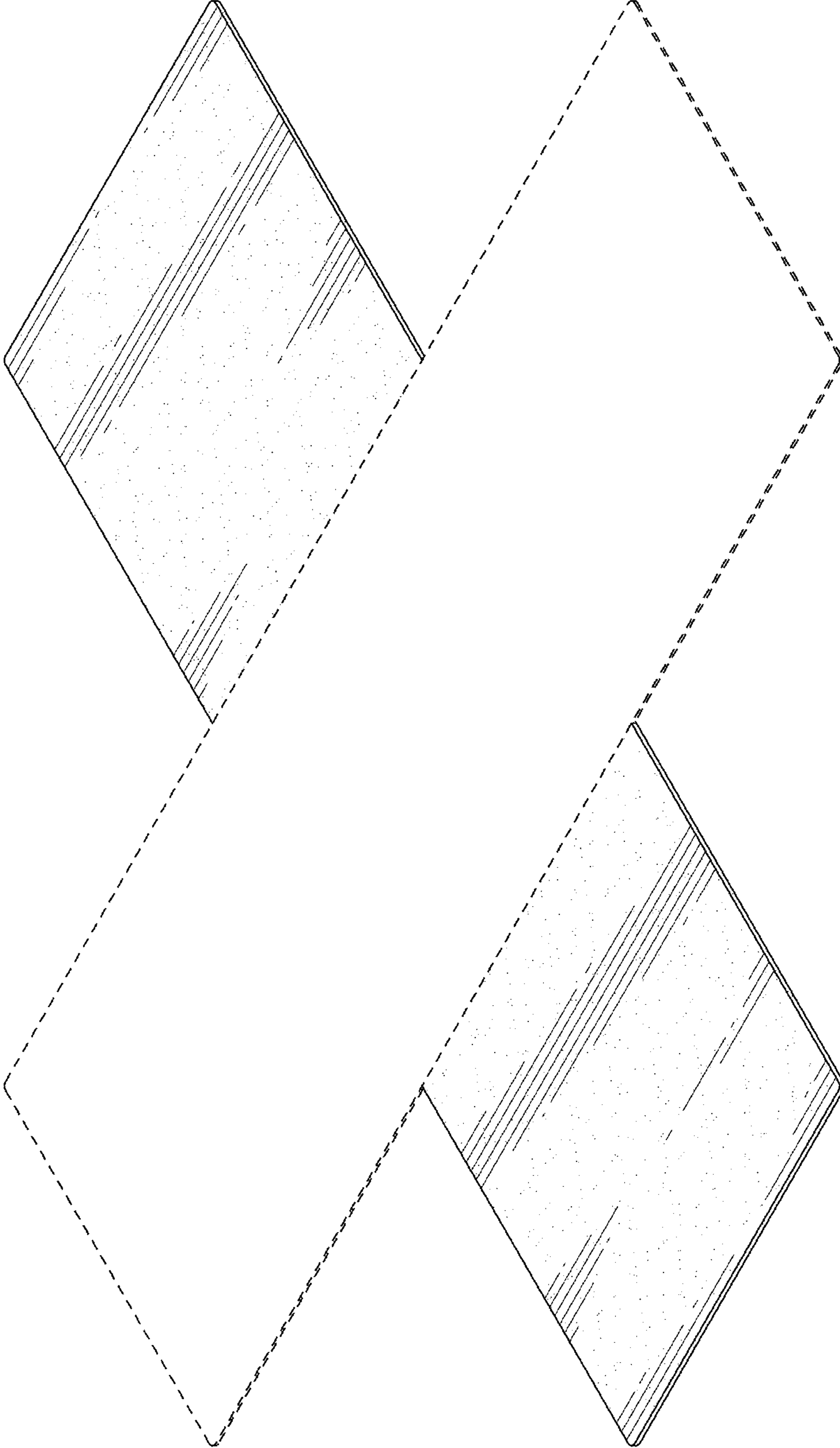


FIG. 1

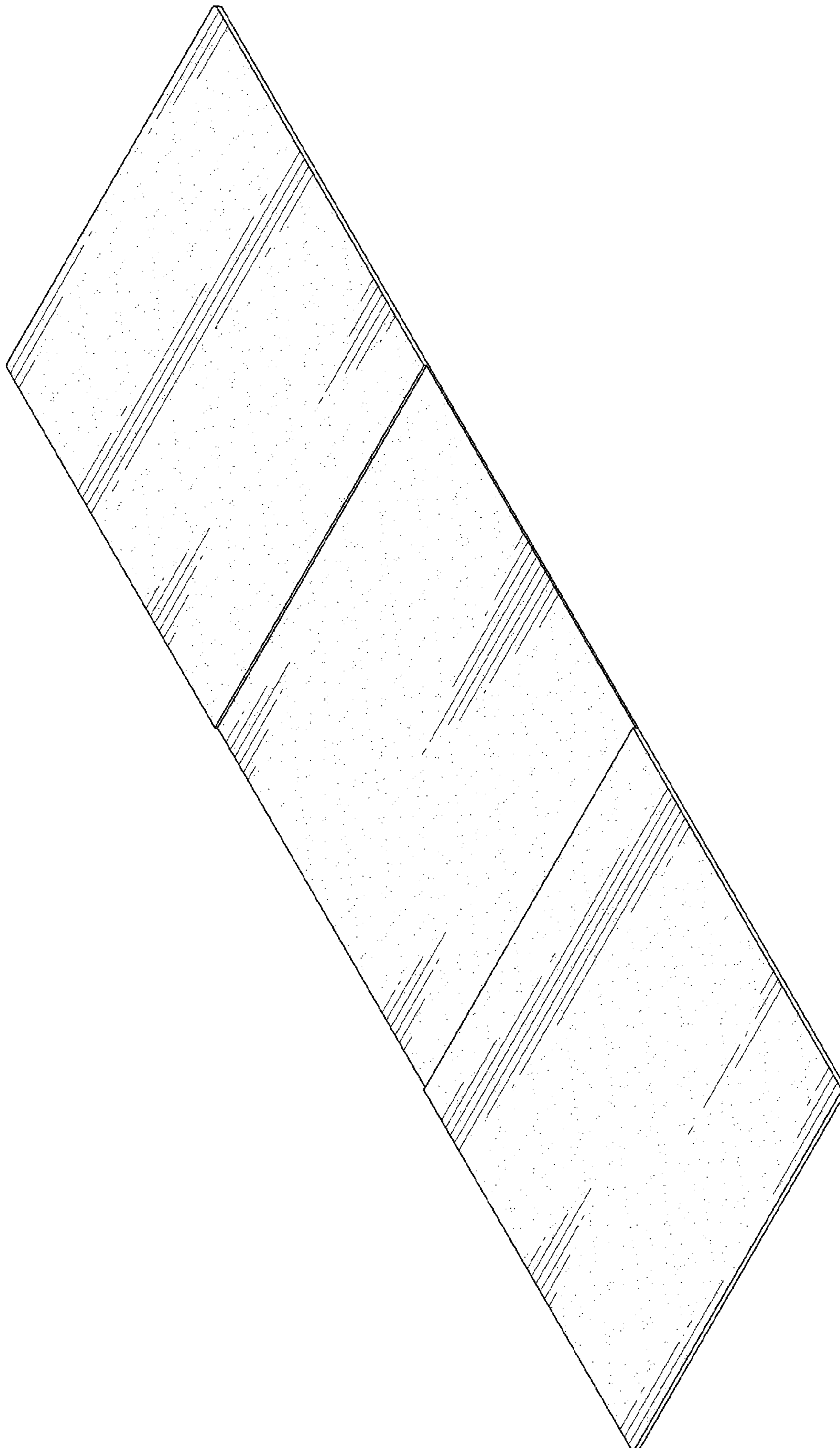


FIG. 2



FIG. 3

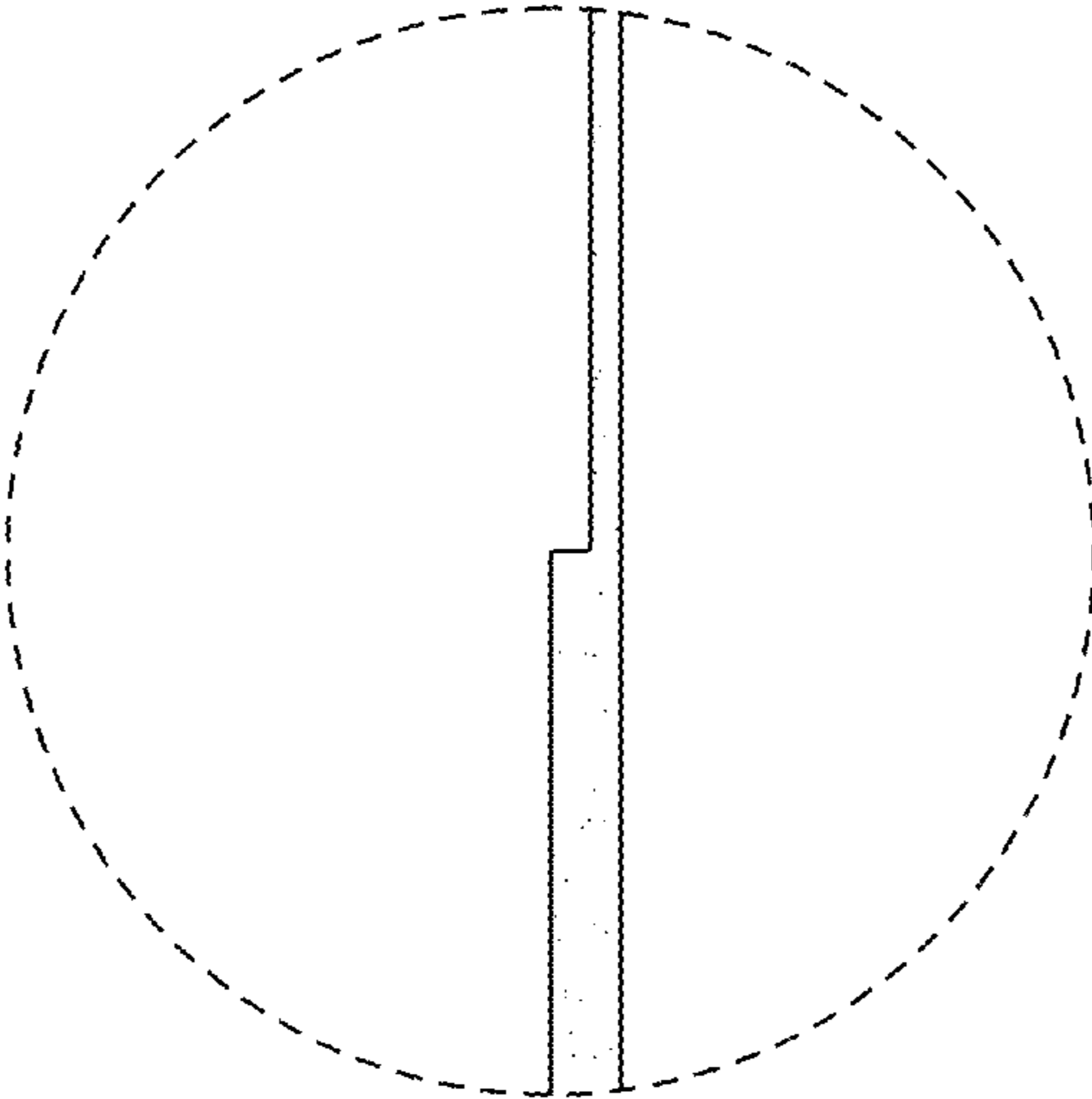


FIG. 4



FIG. 5




FIG. 6




FIG. 7

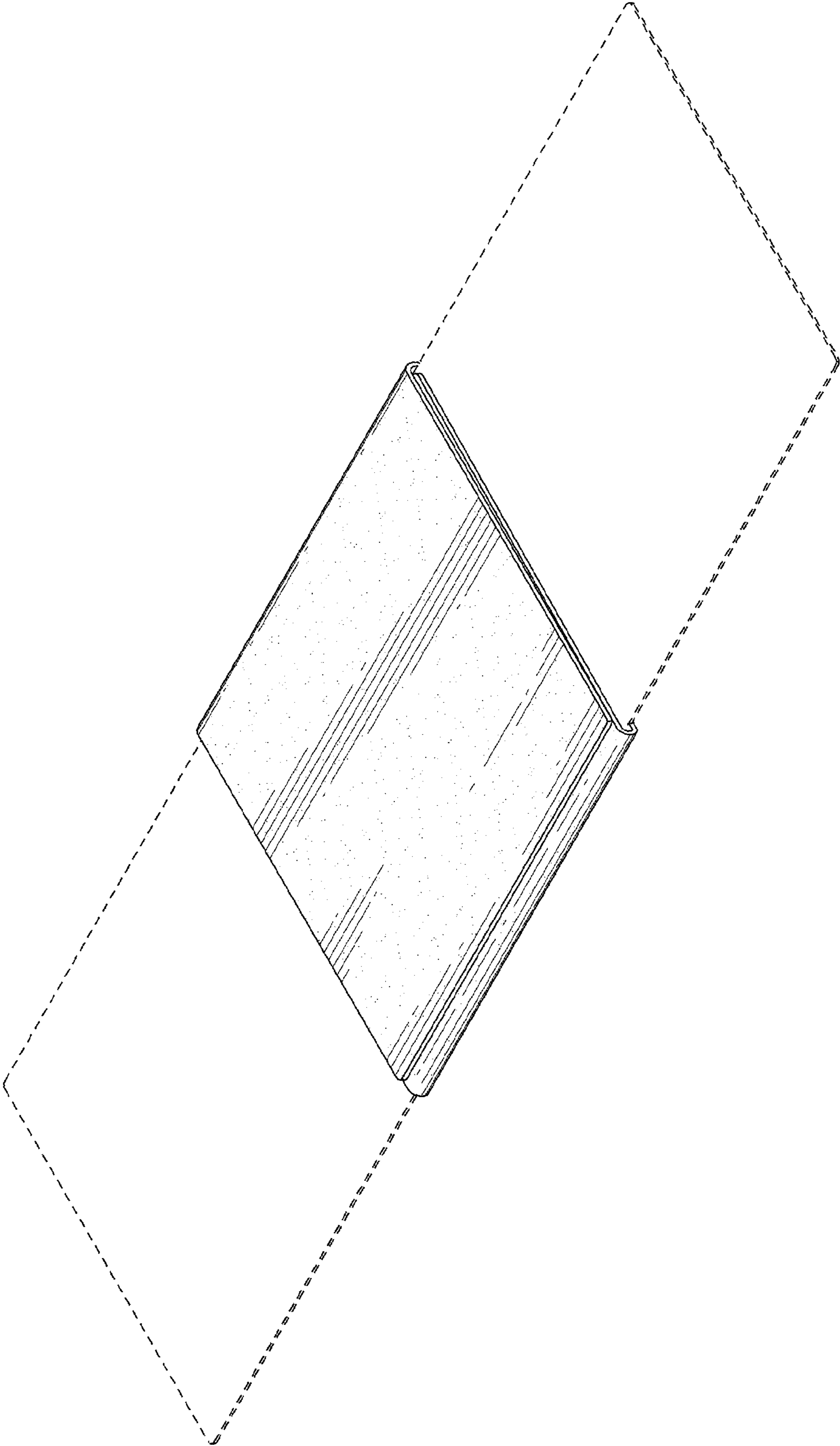


FIG. 8

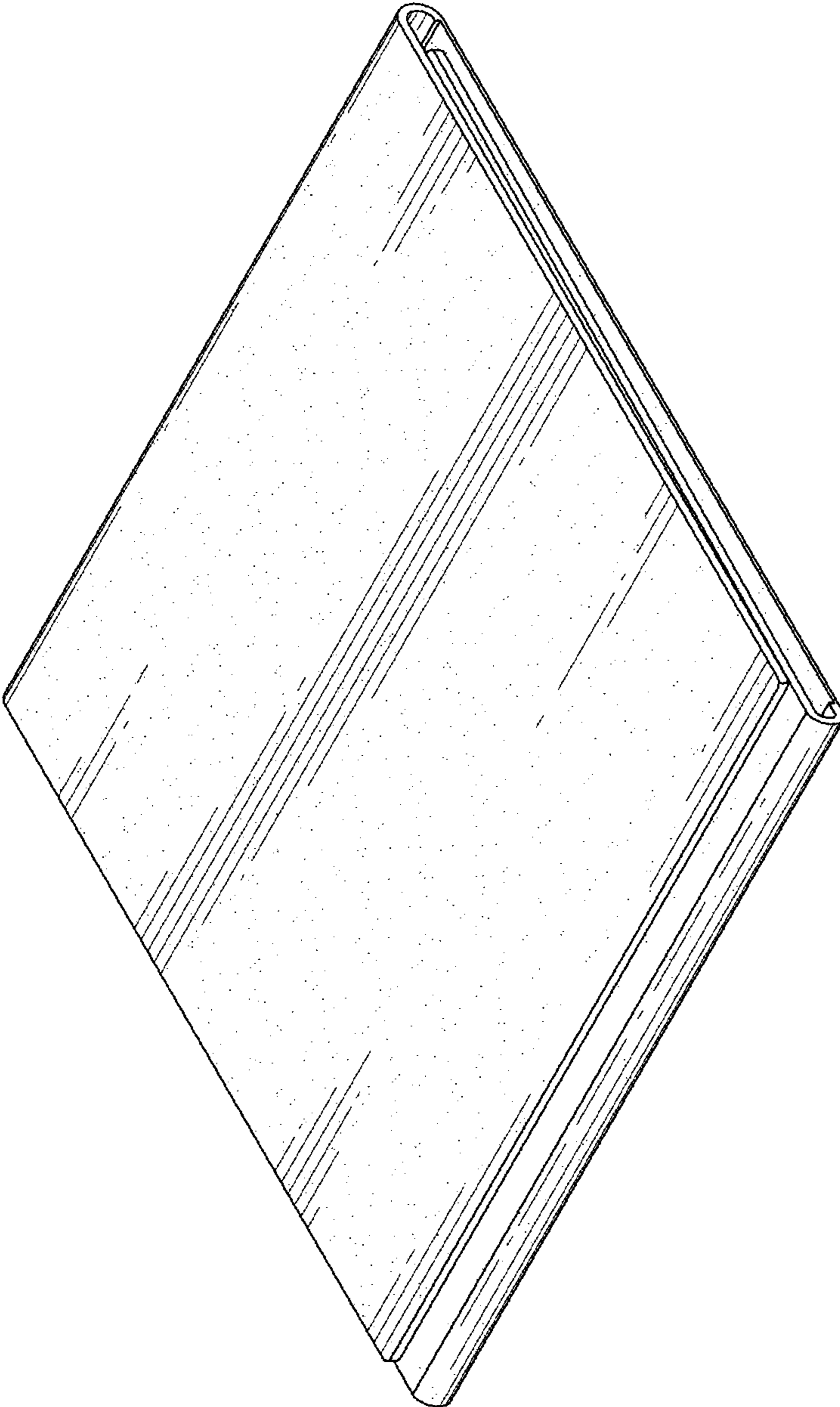


FIG. 9

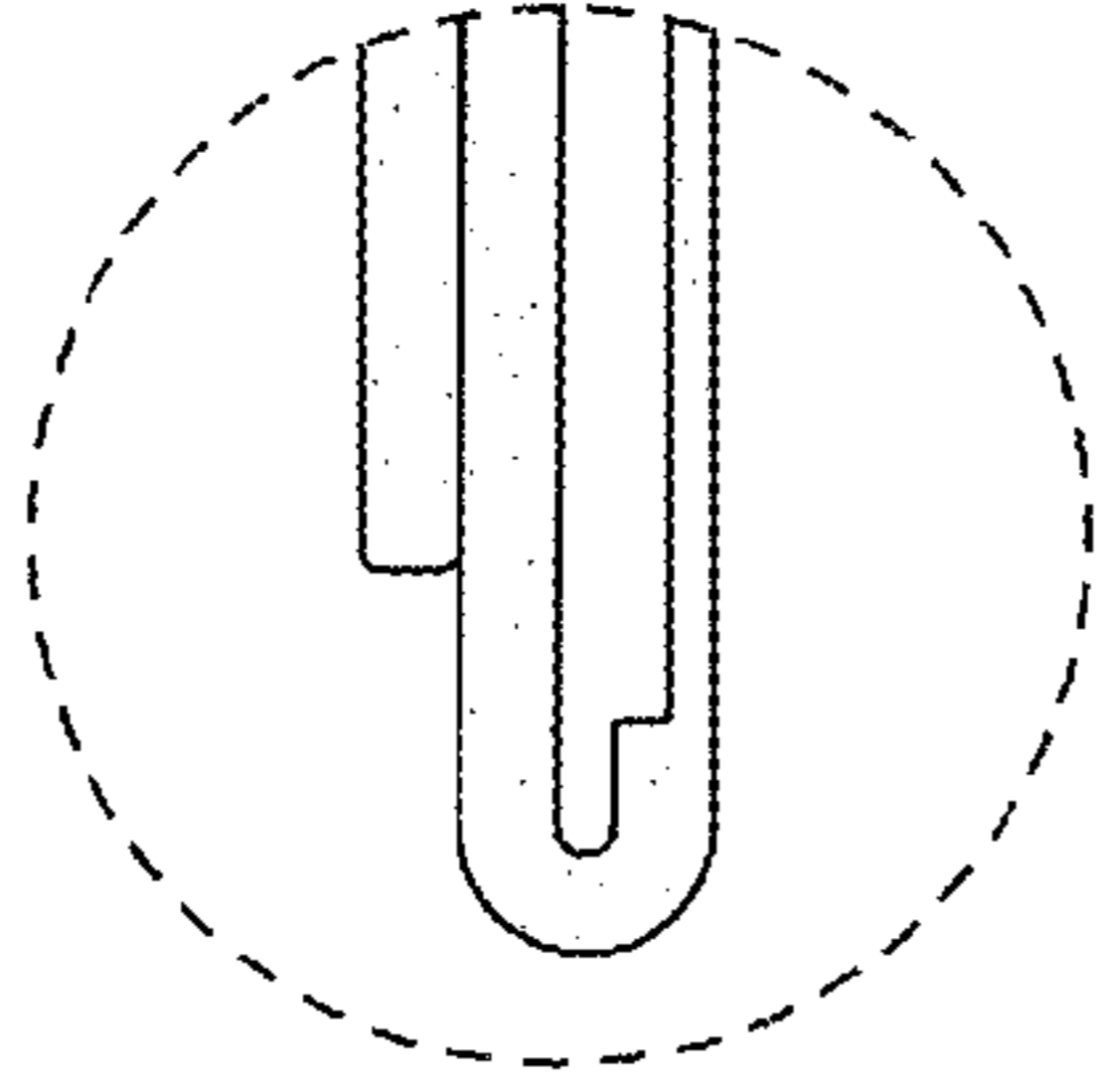
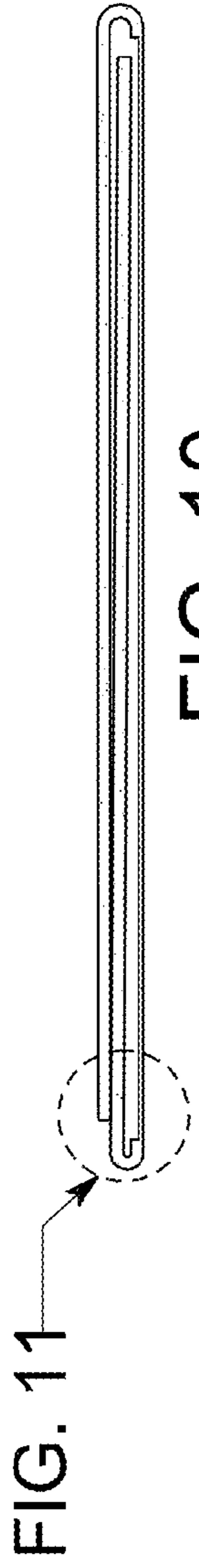


FIG. 11




FIG. 12

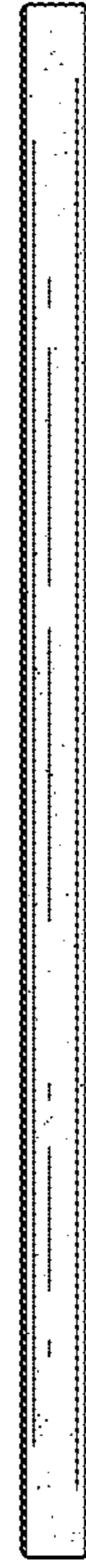


FIG. 13

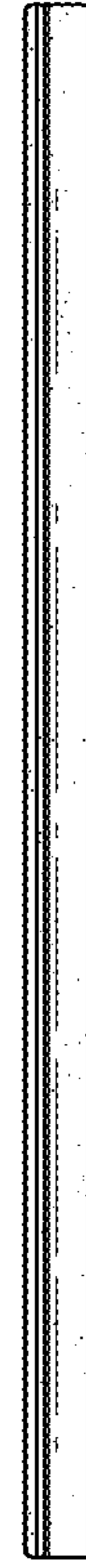


FIG. 14




FIG. 16




FIG. 15