



US00D877267S

(12) **United States Design Patent**
Shimizu et al.

(10) **Patent No.:** **US D877,267 S**
(45) **Date of Patent:** **** Mar. 3, 2020**

(54) **COMBINED MEDIA PLAYER AND FITNESS MACHINE**

(71) Applicant: **SONY CORPORATION**, Tokyo (JP)

(72) Inventors: **Yosuke Shimizu**, Kanagawa (JP);
Tatsushi Nashida, Kanagawa (JP)

(73) Assignee: **SONY CORPORATION**, Tokyo (JP)

(**) Term: **15 Years**

(21) Appl. No.: **29/641,014**

(22) Filed: **Mar. 19, 2018**

(30) **Foreign Application Priority Data**

Nov. 21, 2017 (JP) D2017-025907

(51) **LOC (12) Cl.** **21-02**

(52) **U.S. Cl.**
USPC **D21/663**

(58) **Field of Classification Search**

USPC D21/663, 667, 666, 697, 694, 665, 668,
D21/664, 690, 676, 670; 482/57, 62,
482/111, 139, 145, 60, 51, 123, 72, 61,
482/58, 9; 74/502.4, 502.6, 594.2, 594.1,
74/48; D12/178, 411, 345; D23/382,
D23/381, 378, 412, 411; D13/115;
D15/7

CPC ... A63B 22/0605; A63B 21/225; A63B 69/16;
A63B 2022/0652; A63B 2069/165; A63B
21/015; A61H 1/0214; A61H 2201/1215;
Y10T 74/2164

See application file for complete search history.

(56) **References Cited**

U.S. PATENT DOCUMENTS

3,578,800 A * 5/1971 DiNepi A63B 22/0605
482/57
D224,329 S * 7/1972 Hjelmquist 482/57

D225,070 S * 11/1972 Proctor 482/57
D243,028 S * 1/1977 Proctor D21/667
D279,206 S * 6/1985 Smith D21/663
D280,227 S * 8/1985 LaMarsh D21/665
D281,711 S * 12/1985 Hiivola D21/667
4,632,386 A * 12/1986 Beech A63B 22/0605
248/649
D288,706 S * 3/1987 Gremonprez D21/667
D289,670 S * 5/1987 Kasuba D21/663
D291,822 S * 9/1987 Liu D21/663
D298,267 S * 10/1988 Nakao D21/663
D299,504 S * 1/1989 Hong D21/667
D299,670 S * 1/1989 Lin D21/663
D301,160 S * 5/1989 Hung D21/667

(Continued)

FOREIGN PATENT DOCUMENTS

CN 302896208 S 7/2014
CN 303677753 S 5/2016

(Continued)

Primary Examiner — Ryan Harvey

(74) *Attorney, Agent, or Firm* — Michael Best and Friedrich LLP

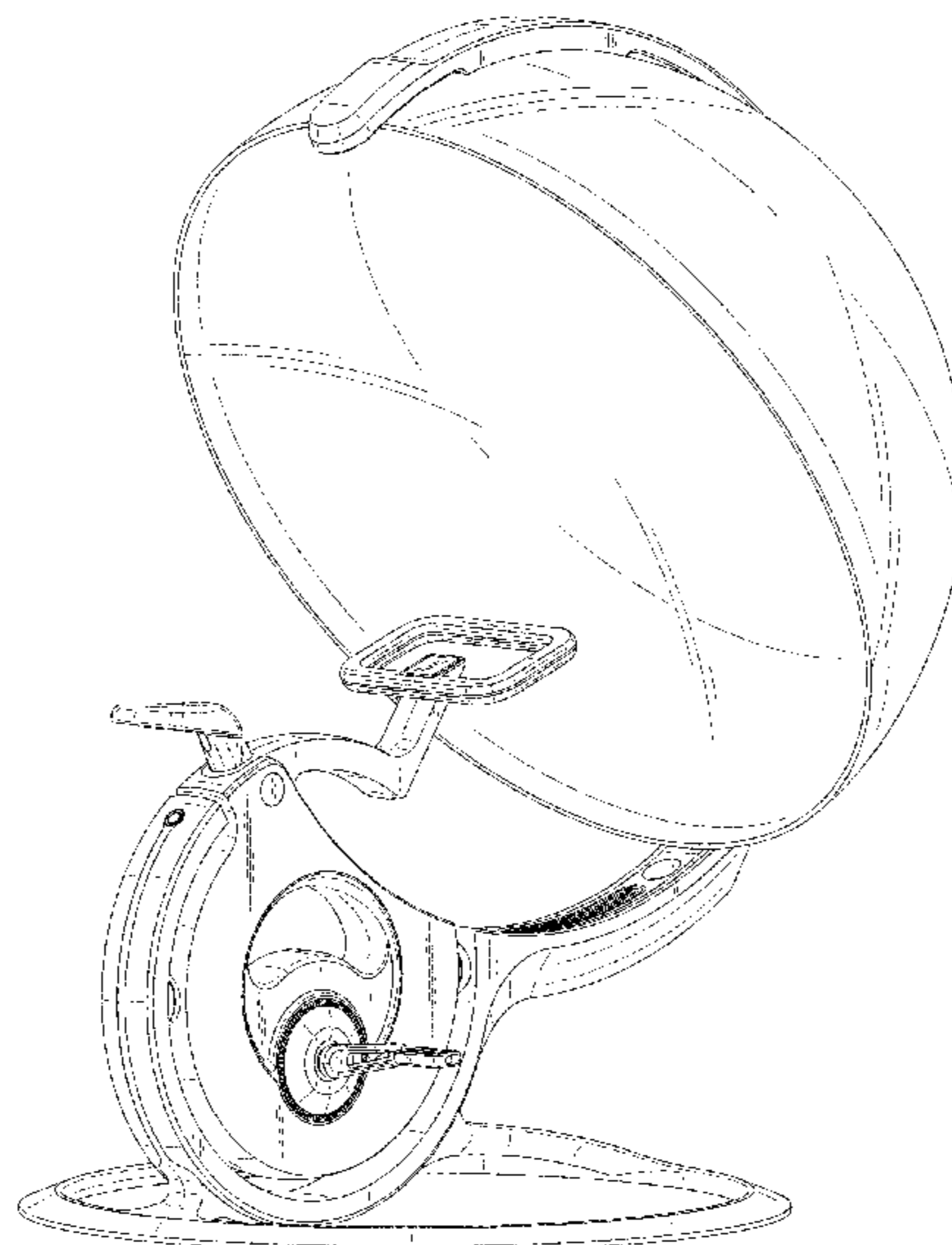
(57) **CLAIM**

The ornamental design for a combined media player and fitness machine, as shown.

DESCRIPTION

FIG. 1 is a front, top, right perspective view of a combined media player and fitness machine showing our new design; FIG. 2 is a rear, top, right perspective view thereof; FIG. 3 is a front elevational view thereof; FIG. 4 is a rear elevational view thereof; FIG. 5 is a left side elevational view thereof; FIG. 6 is a right side elevational view thereof; FIG. 7 is a top plan view thereof; and, FIG. 8 is a bottom plan view thereof.

1 Claim, 8 Drawing Sheets



(56)

References Cited

U.S. PATENT DOCUMENTS

D302,035 S * 7/1989 Smith D21/667
 D306,626 S * 3/1990 Szymiski D21/663
 D307,782 S * 5/1990 Birrell D21/663
 D309,335 S * 7/1990 Yang D21/667
 D309,336 S * 7/1990 Yang D21/663
 D309,337 S * 7/1990 Yang D21/667
 D310,697 S * 9/1990 Kagayama D21/663
 D325,410 S * 4/1992 Chen D21/667
 D343,659 S * 1/1994 Kiiski D21/667
 D344,776 S * 3/1994 Lertyaovarit D21/667
 D353,421 S * 12/1994 Gallivan D21/667
 D353,690 S * 12/1994 Tsushi D21/663
 D360,916 S * 8/1995 Koga D21/663
 D366,298 S * 1/1996 Wu D21/663
 D377,672 S * 1/1997 Wanzer D21/663
 D384,380 S * 9/1997 Wang D21/667
 D401,644 S * 11/1998 Chen D21/663
 D406,288 S * 3/1999 Chen D21/663
 5,906,563 A * 5/1999 Pittari A63B 21/157
 482/57
 6,102,834 A * 8/2000 Chen A63B 21/0055
 280/281.1

D478,135 S * 8/2003 Mival D21/663
 D480,119 S * 9/2003 Chen D21/663
 D519,171 S * 4/2006 Kuo D21/663
 D586,409 S * 2/2009 Keiser D21/667
 D596,680 S * 7/2009 Keiser D21/694
 D655,354 S * 3/2012 Schieppati D21/667
 D656,566 S * 3/2012 Decommer D21/667
 D791,252 S * 7/2017 Purschel D21/667
 2006/0046905 A1 * 3/2006 Doody, Jr. A63B 24/00
 482/57
 2008/0096725 A1 * 4/2008 Keiser A63B 21/0051
 482/8
 2017/0216655 A1 * 8/2017 Chang A63B 21/4034
 2018/0117383 A1 * 5/2018 Workman A63B 21/00069

FOREIGN PATENT DOCUMENTS

CN 303827230 S 8/2016
 CN 303827231 S 8/2016
 CN 303827232 S 8/2016
 JP 1171667 S 4/2003
 JP 1171991 S 4/2003
 JP 1231544 S 2/2005
 JP 1389854 S 6/2010

* cited by examiner

FIG. 1

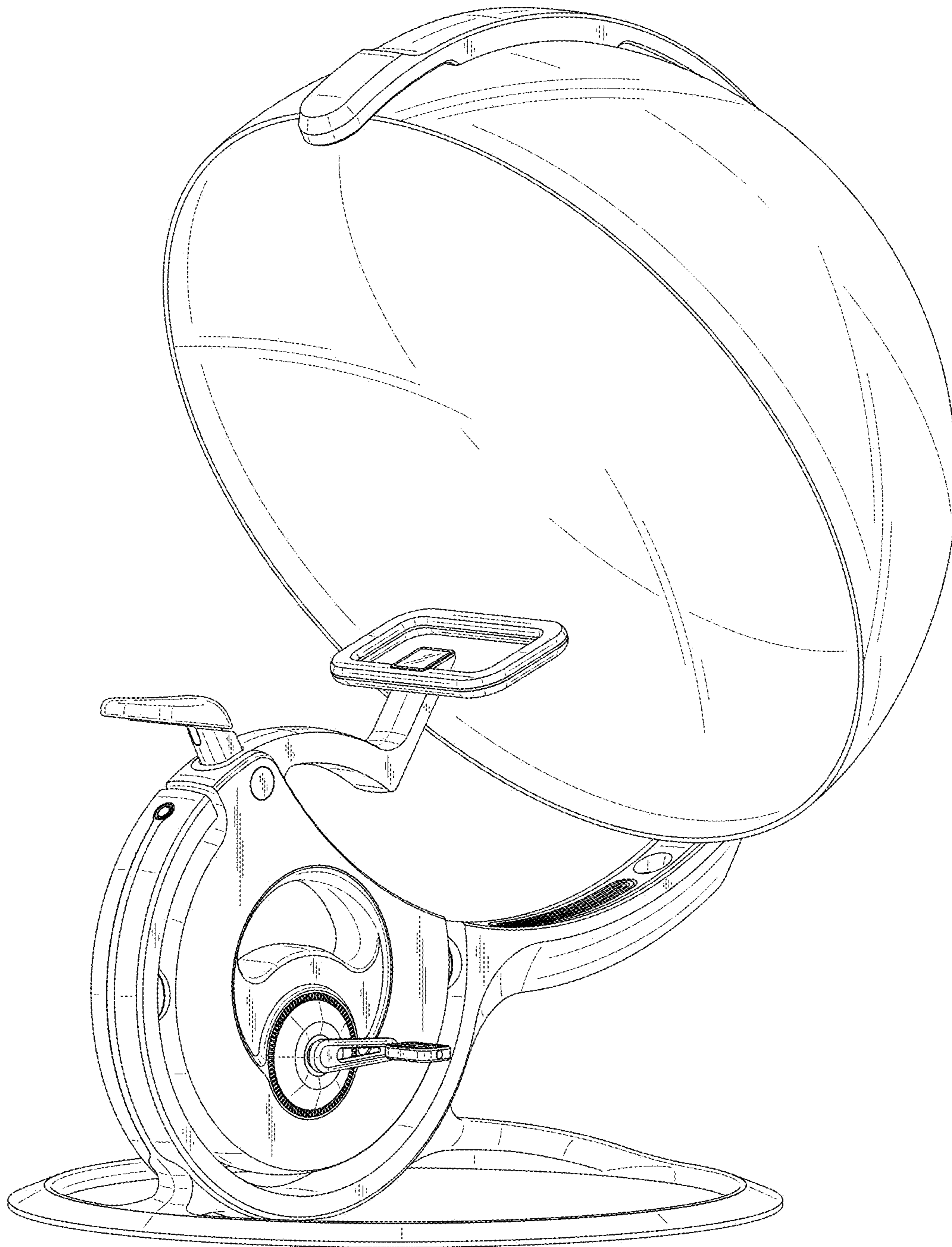


FIG. 2

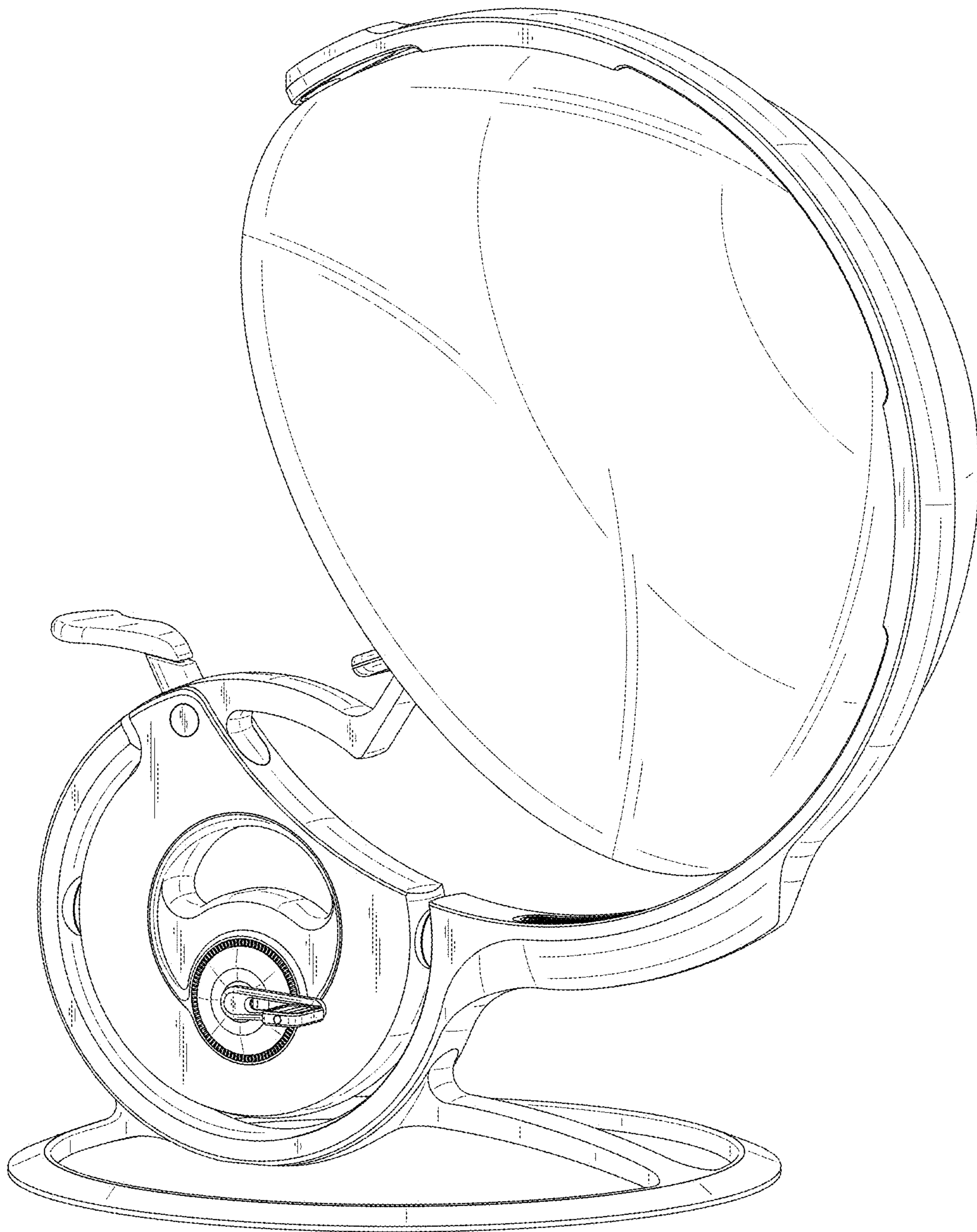


FIG. 3

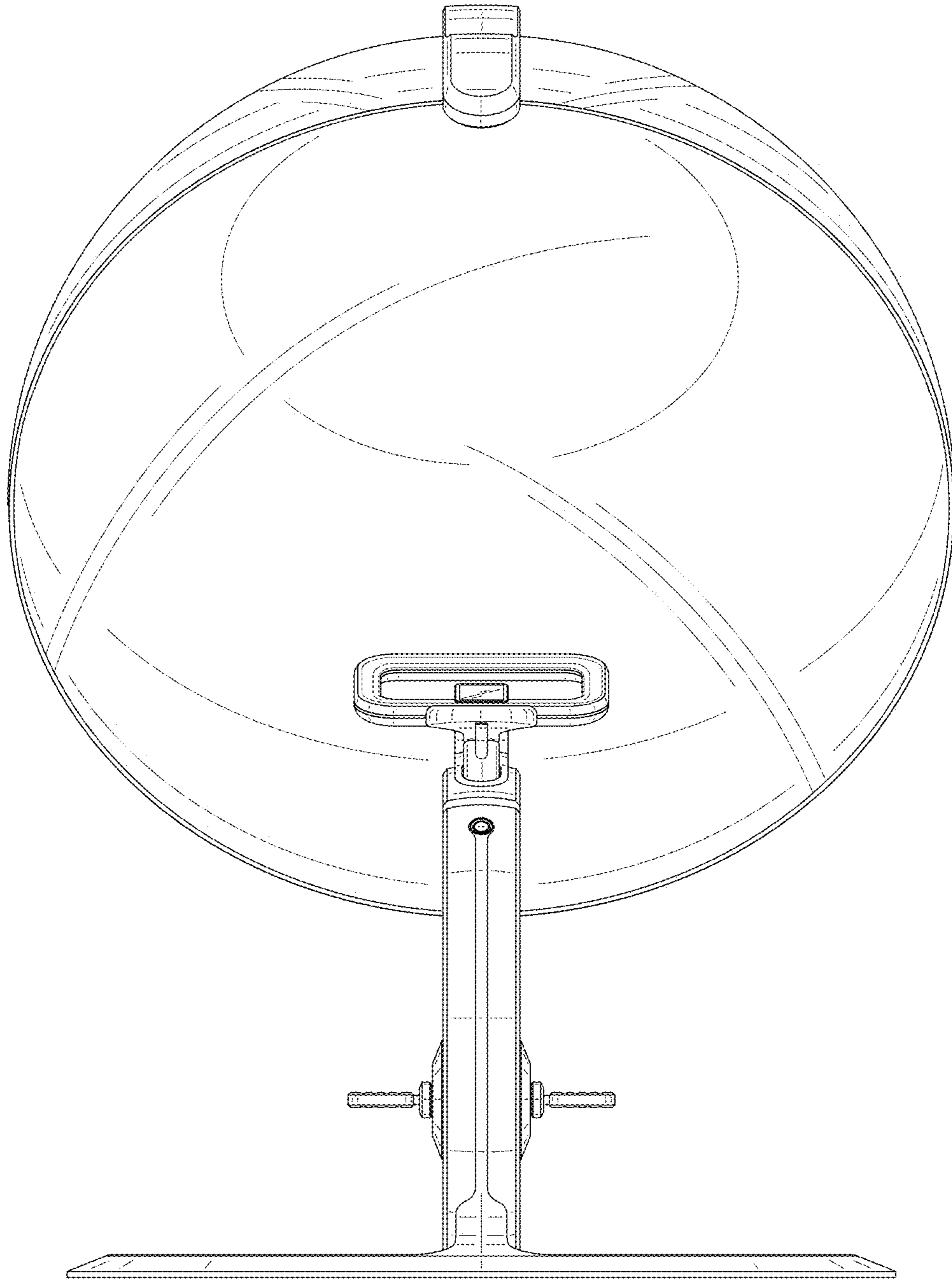


FIG. 4




FIG. 5

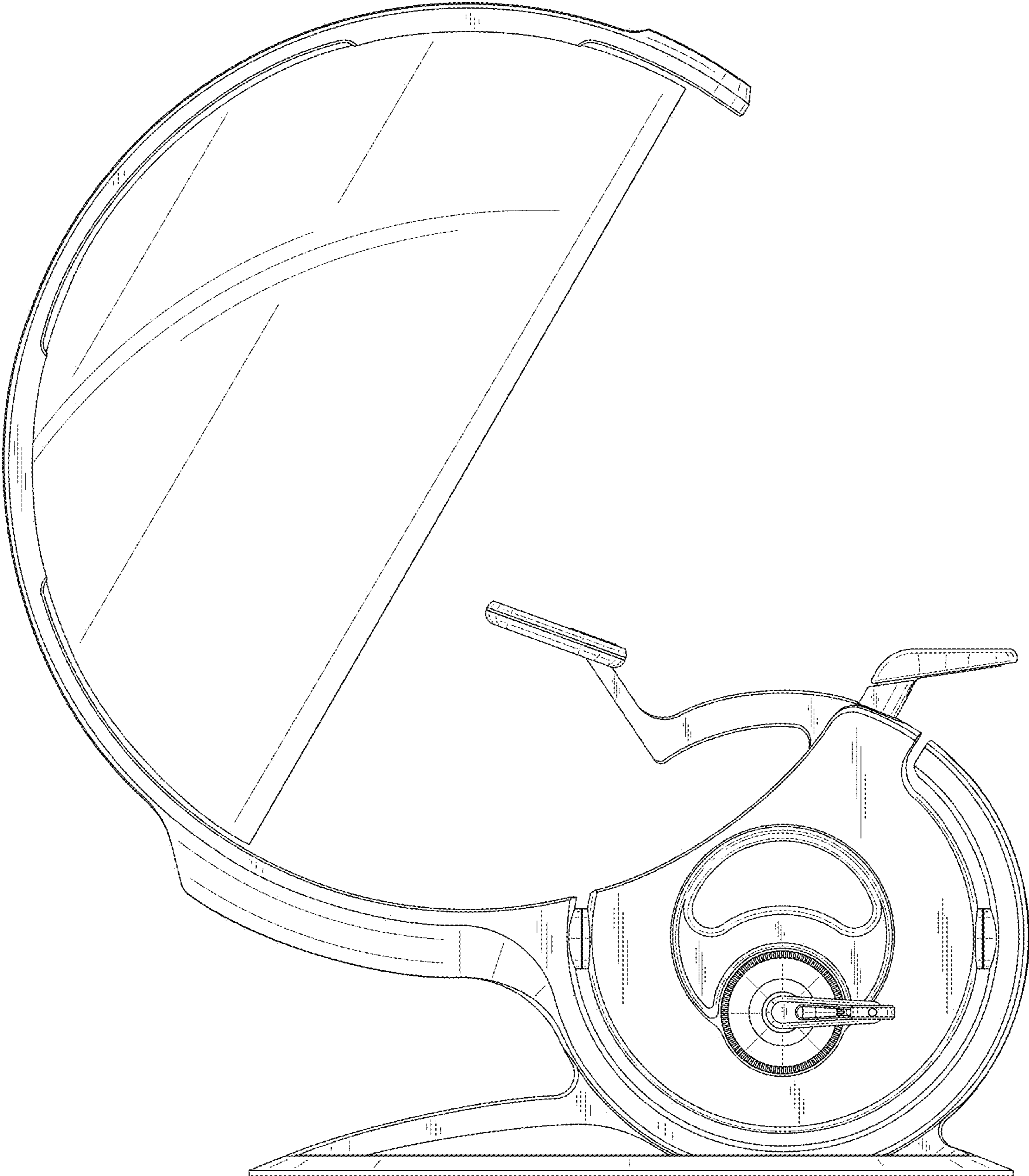


FIG. 6

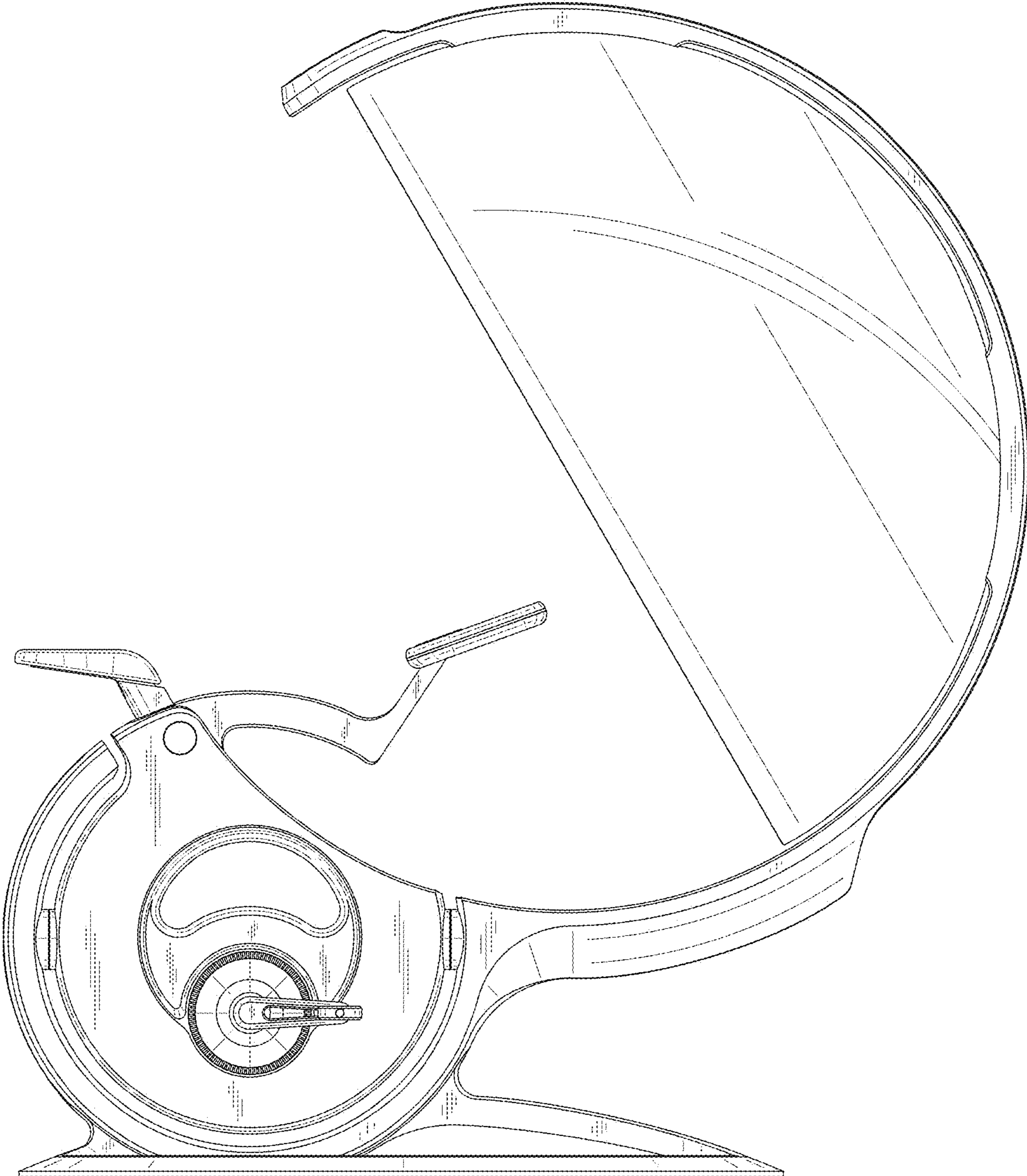


FIG. 7

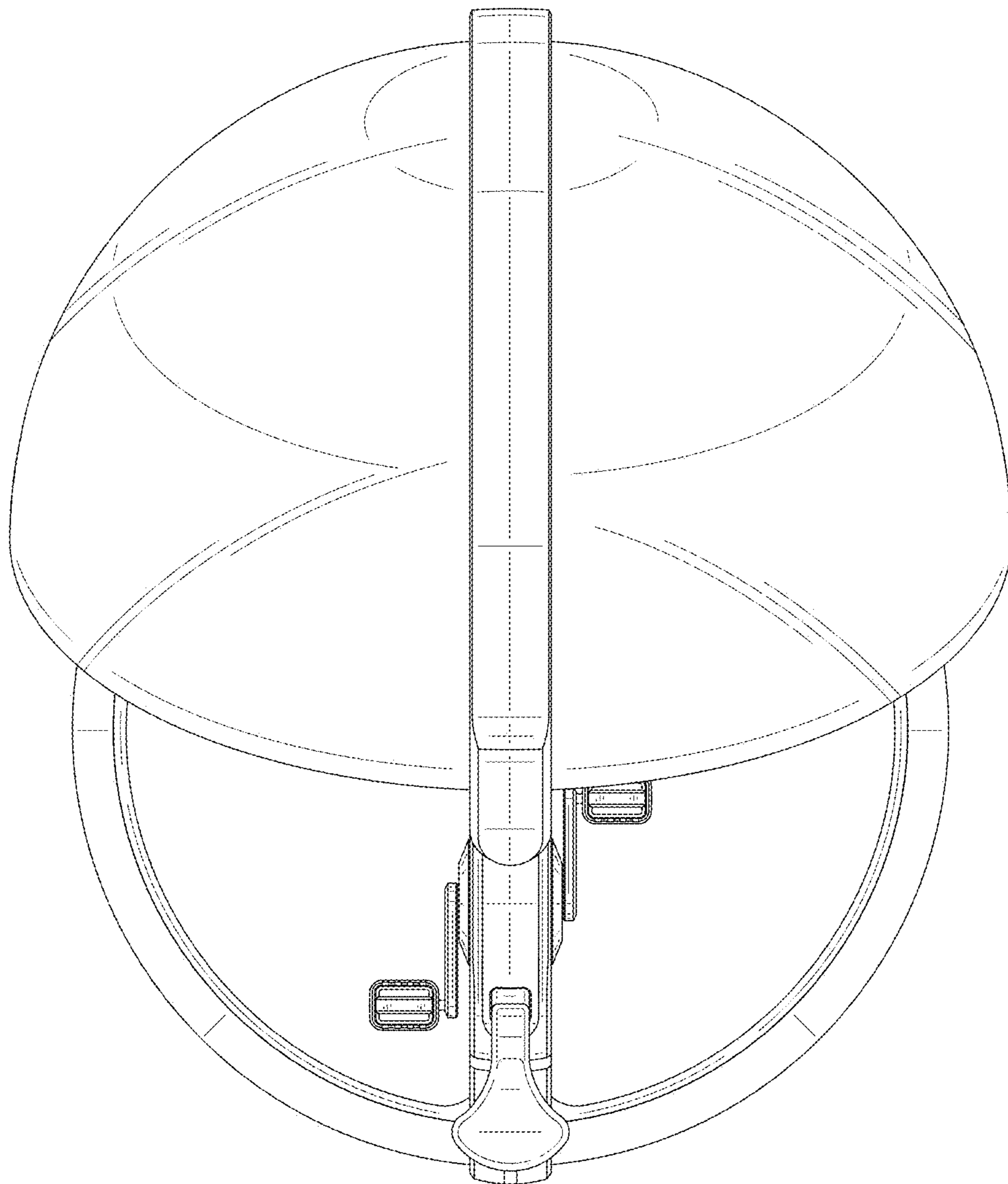


FIG. 8

