



US00D877251S

(12) **United States Design Patent** (10) **Patent No.:** **US D877,251 S**
Vadenne (45) **Date of Patent:** **** *Mar. 3, 2020**

(54) **WRITING INSTRUMENT**
(71) Applicant: **Societe BIC**, Clichy (FR)
(72) Inventor: **Franck Vadenne**, Bezons (FR)
(73) Assignee: **SOCIETE BIC**, Clichy (FR)
(*) Notice: This patent is subject to a terminal disclaimer.
(**) Term: **15 Years**
(21) Appl. No.: **29/640,077**

D425,559 S 5/2000 Beneyto
D444,498 S * 7/2001 Izushima D19/174
D462,386 S 9/2002 Iwase et al.
D463,822 S 10/2002 Keda
D465,809 S * 11/2002 Deluca D19/170
D471,590 S * 3/2003 Lecce D19/175
6,533,483 B2 * 3/2003 Carroll B43K 8/003
401/194
6,755,584 B2 * 6/2004 O'Brien B43K 24/082
401/109
D497,952 S 11/2004 Bain
D501,030 S 1/2005 Lecce
D501,253 S 1/2005 Bainton
D502,218 S * 2/2005 Lecce D19/173

(Continued)

(22) Filed: **Mar. 12, 2018**
Related U.S. Application Data
(63) Continuation-in-part of application No. 29/550,924, filed on Jan. 8, 2016, now Pat. No. Des. 815,204, which is a continuation of application No. 29/550,913, filed on Jan. 8, 2016, now Pat. No. Des. 813,948.

Primary Examiner — Elizabeth A. Albert
(74) *Attorney, Agent, or Firm* — Ohlandt, Greeley, Ruggiero & Perle, L.L.P.


(30) **Foreign Application Priority Data**
Jul. 10, 2015 (EM) 002735175
Dec. 17, 2015 (EM) 002912881
(51) **LOC (12) Cl.** **19-06**
(52) **U.S. Cl.**
USPC **D19/199**; D19/913
(58) **Field of Classification Search**
USPC D19/115–204; D14/411
CPC . B43K 5/005; B43K 7/12; B43K 8/04; B43K 8/06; B43K 19/00; B43K 19/02; B43K 19/14; B43K 21/006; B43K 21/06
See application file for complete search history.

(57) **CLAIM**
The ornamental design for a writing instrument, as shown and described.

(56) **References Cited**
U.S. PATENT DOCUMENTS
D209,030 S 10/1967 Bonaud
D395,448 S 6/1998 Chevalier

DESCRIPTION
FIG. 1 is a perspective view of a writing instrument according to the present design;
FIG. 2 is a front view of the writing instrument of FIG. 1;
FIG. 3 is a rear view of the writing instrument of FIG. 1;
FIG. 4 is a right side view of the writing instrument of FIG. 1;
FIG. 5 is a left side view of the writing instrument of FIG. 1;
FIG. 6 is a bottom view of the writing instrument of FIG. 1; and,
FIG. 7 is a top view of the writing instrument of FIG. 1.
The broken line showing of FIGS. 1-7 is for the purpose of illustrating environmental structure and forms no part of the claimed design.

1 Claim, 6 Drawing Sheets



(56)

References Cited

U.S. PATENT DOCUMENTS

7,097,377 B1 8/2006 Rigoni
 D533,590 S * 12/2006 Beyer D19/121
 D534,586 S 1/2007 Togawa
 D535,692 S 1/2007 Gobbo
 D540,863 S 4/2007 Qiu
 D544,034 S * 6/2007 Qiu D19/166
 D553,191 S 10/2007 Qiu
 D562,395 S 2/2008 Qiu et al.
 D570,414 S 6/2008 Qiu et al.
 D573,184 S 7/2008 Vadenne
 D573,641 S 7/2008 Patadia et al.
 D575,822 S 8/2008 Rolion et al.
 D576,675 S 9/2008 Kent et al.
 D582,981 S 12/2008 Bhavnani
 D589,559 S 3/2009 Slemp
 D591,352 S 4/2009 Gerules et al.
 D597,135 S 7/2009 Takanashi
 D601,197 S 9/2009 Zhang
 D603,452 S 11/2009 Rolion et al.
 D603,454 S 11/2009 Matsumura
 D610,615 S * 2/2010 Li D19/173
 D612,425 S * 3/2010 Suero, Jr. D19/171
 D619,651 S 7/2010 Zhang
 D628,240 S 11/2010 Rolion et al.

D641,405 S 7/2011 Guo
 D641,788 S 7/2011 Rolion et al.
 D646,327 S 10/2011 Casciotti et al.
 D646,716 S 10/2011 Losel
 D648,387 S 11/2011 Liang
 D652,452 S 1/2012 Casciotti et al.
 D654,952 S 2/2012 Laemle
 D662,983 S * 7/2012 Zhang D19/168
 D667,882 S 9/2012 Uchiyama et al.
 D683,400 S 5/2013 Xie
 D689,935 S 9/2013 Li
 D690,358 S 9/2013 Jin
 D692,483 S 10/2013 Laemle
 D695,826 S 12/2013 Xie
 D710,447 S 8/2014 Shibata
 D739,465 S 9/2015 Boisdevesys
 D740,363 S 10/2015 Boisdevesys
 D747,770 S 1/2016 Nishida
 D751,144 S 3/2016 Goodelman
 D753,768 S 4/2016 Goodelman
 D762,775 S 8/2016 Zhang
 D771,749 S 11/2016 Boisdevesys
 D777,257 S 1/2017 Fleming et al.
 D809,658 S * 2/2018 Schepperhyn D24/139
 D826,331 S * 8/2018 Timm D19/179
 D827,713 S * 9/2018 Casciotti D19/199
 D829,821 S * 10/2018 Xie D19/166

* cited by examiner



FIG. 1




FIG. 2




FIG. 3




FIG. 4




FIG. 5

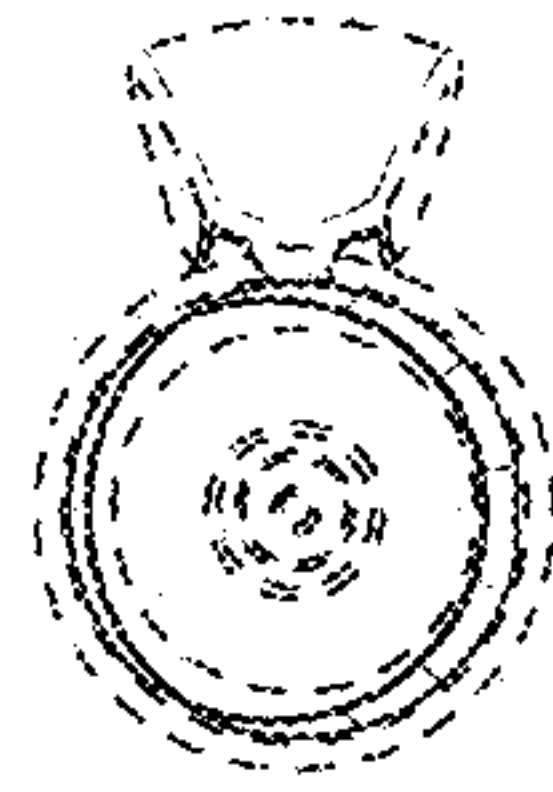


FIG. 6



FIG. 7