



US00D877243S

(12) **United States Design Patent**
Yu et al.

(10) **Patent No.:** **US D877,243 S**
(45) **Date of Patent:** **** Mar. 3, 2020**

(54) **DRAFTING TEMPLATE**

(71) Applicant: **SCENARIO LAB CO., LTD.**, Hsinchu (TW)

(72) Inventors: **Der-Jang Yu**, Hsinchu (TW); **Wen-Chi Lin**, Hsinchu County (TW); **Shih-Ju Wang**, New Taipei (TW)

(73) Assignee: **SCENARIO LAB CO., LTD.**, Hsinchu (TW)

(**) Term: **15 Years**

(21) Appl. No.: **29/665,622**

(22) Filed: **Oct. 5, 2018**

(51) **LOC (12) Cl.** **19-06**

(52) **U.S. Cl.**
USPC **D19/40**

(58) **Field of Classification Search**
USPC D10/62, 64; D19/37, 39, 40
CPC B05C 1/027; B05C 17/06; B41M 1/12; B41N 1/24; B43L 13/20; B43L 13/201; G09B 11/04
See application file for complete search history.

D187,085 S * 1/1960 Lindholm D10/64
D195,225 S * 5/1963 Traum D10/62
D198,391 S * 6/1964 Thomas D10/62
D198,392 S * 6/1964 Thomas D10/62
D200,664 S * 3/1965 Kellinger et al. D10/62
D204,017 S * 3/1966 Goldman et al. D10/62
D222,388 S * 10/1971 Meldrum D10/62
D268,597 S * 4/1983 Spence D10/64
D284,089 S * 6/1986 Hines D10/64
D296,996 S * 8/1988 Deering D10/62
D307,442 S * 4/1990 Cooper D10/61
D311,872 S * 11/1990 Young D10/62
5,031,333 A * 7/1991 Shelley B43L 13/201
33/562
D398,250 S * 9/1998 Dietterich D10/62
6,351,893 B1 * 3/2002 St. Pierre B43L 13/201
33/16
D550,104 S * 9/2007 Miclat D10/64
D553,187 S * 10/2007 Bradley D19/40
8,739,421 B2 * 6/2014 Renner B05C 17/06
33/563

(Continued)

Primary Examiner — Elizabeth A. Albert
(74) *Attorney, Agent, or Firm* — WPAT, PC

(57) **CLAIM**

The ornamental design for a drafting template, as shown and described.

DESCRIPTION

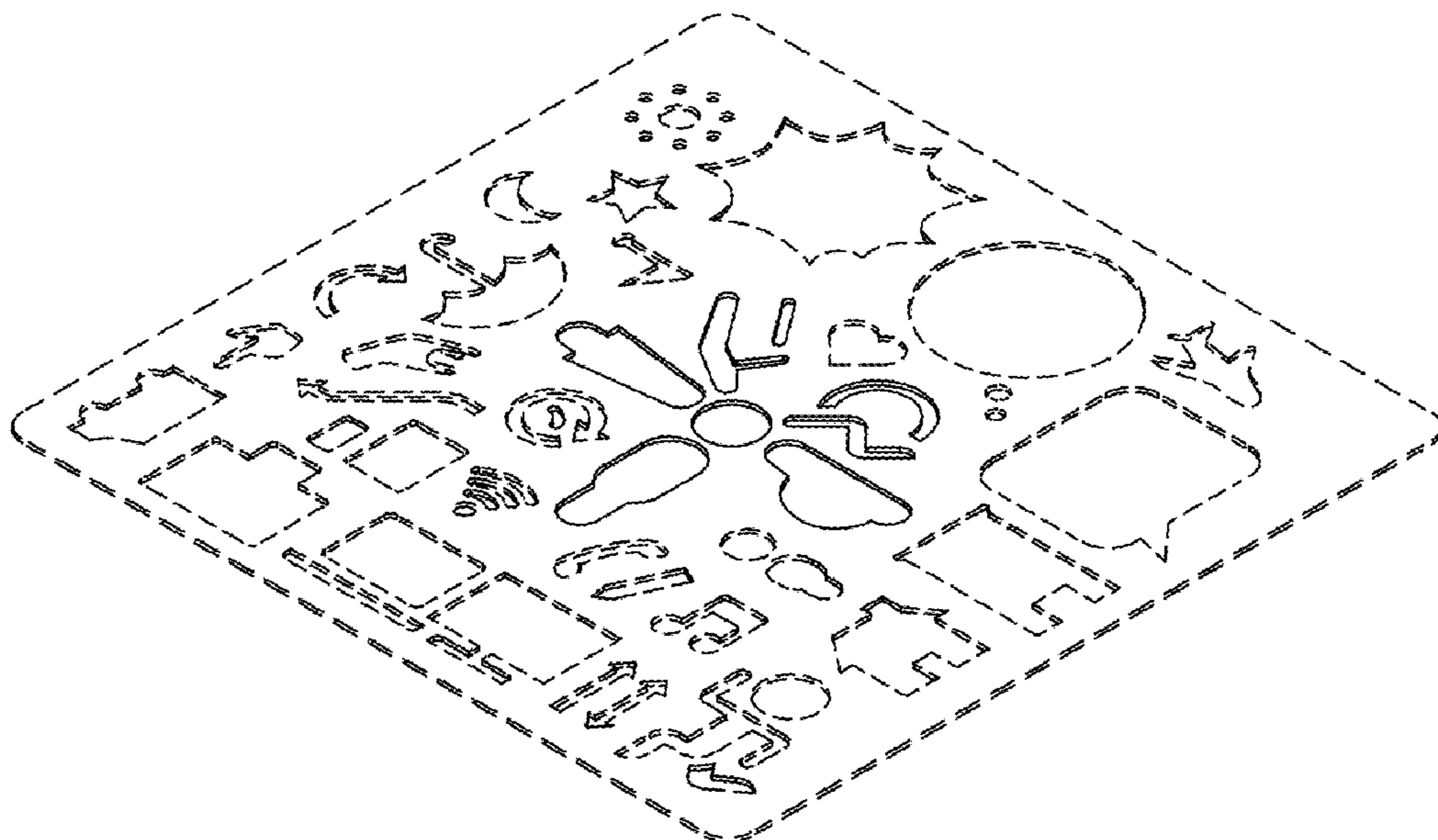
FIG. 1 is a perspective view of a drafting template showing our new design;
FIG. 2 is a front view thereof;
FIG. 3 is a rear view thereof;
FIG. 4 is a left side view thereof;
FIG. 5 is a right side view thereof;
FIG. 6 is a top view thereof; and,
FIG. 7 is a bottom view thereof.
The broken lines are included to show portions of the drafting template that form no part of the claimed design.

1 Claim, 7 Drawing Sheets

(56) **References Cited**

U.S. PATENT DOCUMENTS

391,419 A * 10/1888 McCulloch B41J 11/60
451/445
742,445 A * 10/1903 Keep B41J 11/60
451/445
D134,212 S * 10/1942 Pullan D10/64
D136,655 S * 11/1943 Eilert D10/64
D137,340 S * 2/1944 Lozier D10/64
D137,905 S * 5/1944 Kardux D10/64
D139,083 S * 10/1944 Macht D10/62
D165,911 S * 2/1952 Dowell D19/40
D167,481 S * 8/1952 Osius D19/37



(56)

References Cited

U.S. PATENT DOCUMENTS

2011/0117277 A1* 5/2011 Renner B05C 17/06
427/280

* cited by examiner

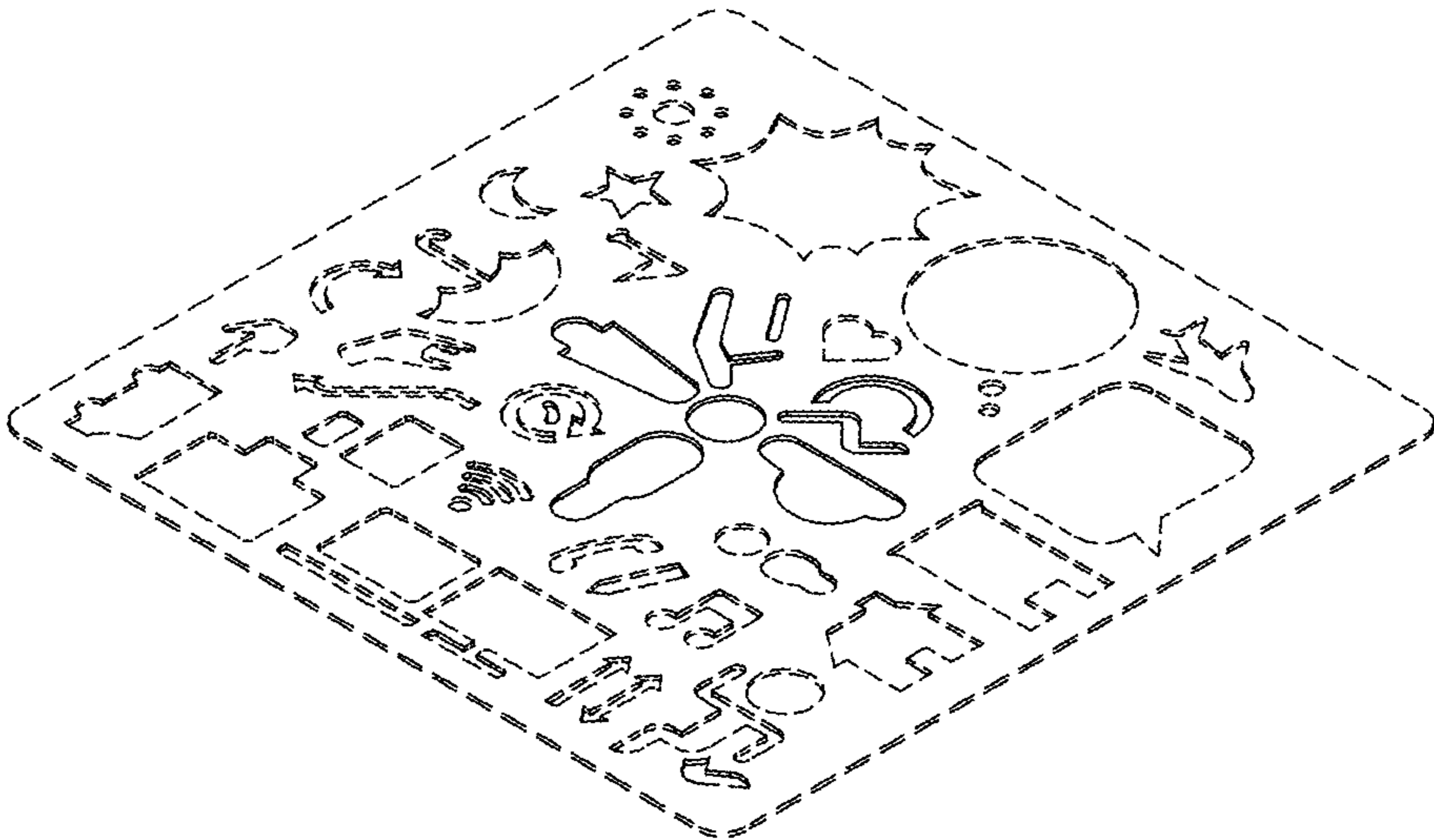


FIG. 1

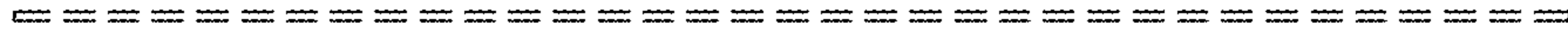


FIG. 2

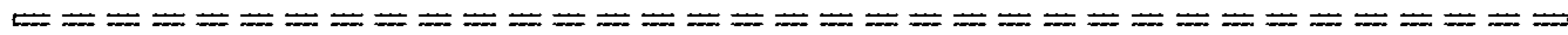


FIG. 3




FIG. 4

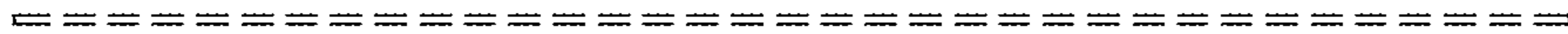


FIG. 5




FIG. 7