



US00D877240S

(12) **United States Design Patent** (10) **Patent No.:** **US D877,240 S**
Cesar et al. (45) **Date of Patent:** **** Mar. 3, 2020**

(54) **PRINTER**

D747,766 S * 1/2016 Cesar D18/53
D764,575 S * 8/2016 Cesar D18/53
2008/0192075 A1* 8/2008 Campion B41J 2/16552
347/104

(71) Applicant: **Hewlett-Packard Development Company, L.P.**, Houston, TX (US)

(72) Inventors: **Javier Alfonso Cesar**, Barcelona (ES);
Andreina Saranz, Barcelona (ES)

(73) Assignee: **Hewlett-Packard Development Company, L.P.**, Spring, TX (US)

(**) Term: **15 Years**

(21) Appl. No.: **29/544,018**

(22) Filed: **Oct. 29, 2015**

(51) **LOC (12) Cl.** **18-03**

(52) **U.S. Cl.**
USPC **D18/53**

(58) **Field of Classification Search**
USPC D18/53, 50, 54, 56, 59, 36, 38, 39, 40,
D18/41, 45, 34.4, 34.5, 34.6; D14/301,
D14/307
CPC G06K 15/12; G06K 15/14; H04N 1/00204;
H04N 1/00249; H04N 1/00278; B41J
3/00; B41J 3/28; B41J 3/445; B41J 3/46
See application file for complete search history.

(56) **References Cited**

U.S. PATENT DOCUMENTS

D258,446 S * 3/1981 Beehler D18/38
D291,096 S * 7/1987 Yomo D18/53
D312,267 S * 11/1990 Biggs D18/38
5,237,378 A * 8/1993 McEwen G03G 15/6517
D18/39
D350,767 S * 9/1994 Kojima D18/39
D452,874 S * 1/2002 Minakawa D18/39
D568,387 S * 5/2008 Watanabe D18/39
D580,482 S * 11/2008 Munakata D18/38
D623,685 S * 9/2010 Tsukuda D18/53
D645,898 S * 9/2011 Stenzel D18/53

FOREIGN PATENT DOCUMENTS

CN 300710514 * 11/2007
CN 303585935 * 2/2016

OTHER PUBLICATIONS

Youtube. <URL: <https://www.youtube.com/watch?v=hZ4DC8Gtw2U>>
Sep. 21, 2015. HP PageWide printers.*

* cited by examiner

Primary Examiner — Susan Bennett Hattan
Assistant Examiner — Lauren D McVey

(74) *Attorney, Agent, or Firm* — HP Inc. Patent Department

(57) **CLAIM**

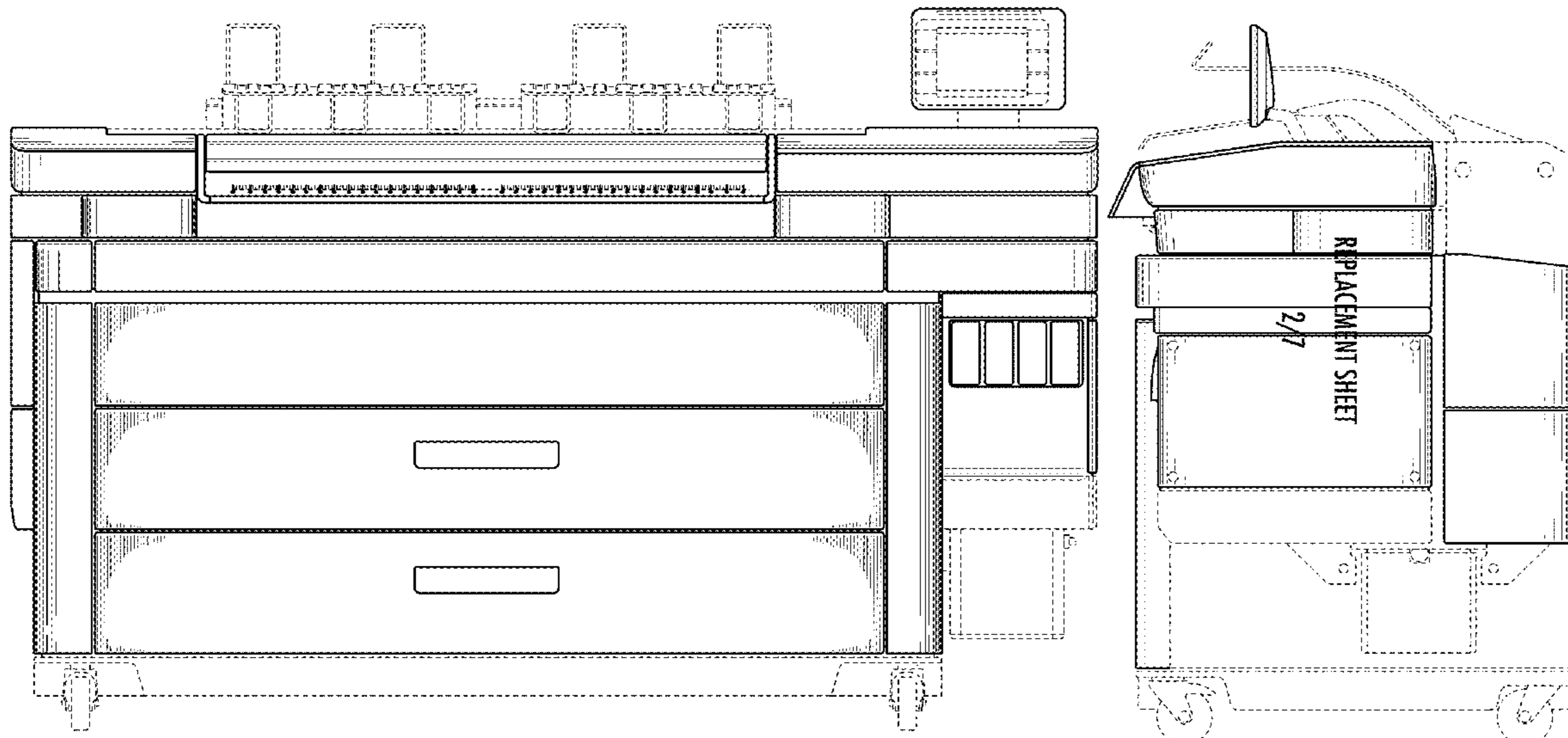
We claim the ornamental design for a printer, as shown and described.

DESCRIPTION

FIG. 1 is a right perspective view of a printer showing our new design;
FIG. 2 is a front view thereof;
FIG. 3 is a rear view thereof;
FIG. 4 is a top view thereof;
FIG. 5 is a right side view thereof;
FIG. 6 is a left side view thereof; and,
FIG. 7 is a bottom view thereof.

The broken lines immediately adjacent the shaded areas represent the bounds of the claim design; all other broken lines are directed to environment and are for illustrative purposes only; broken lines form no part of the claim design.

1 Claim, 7 Drawing Sheets



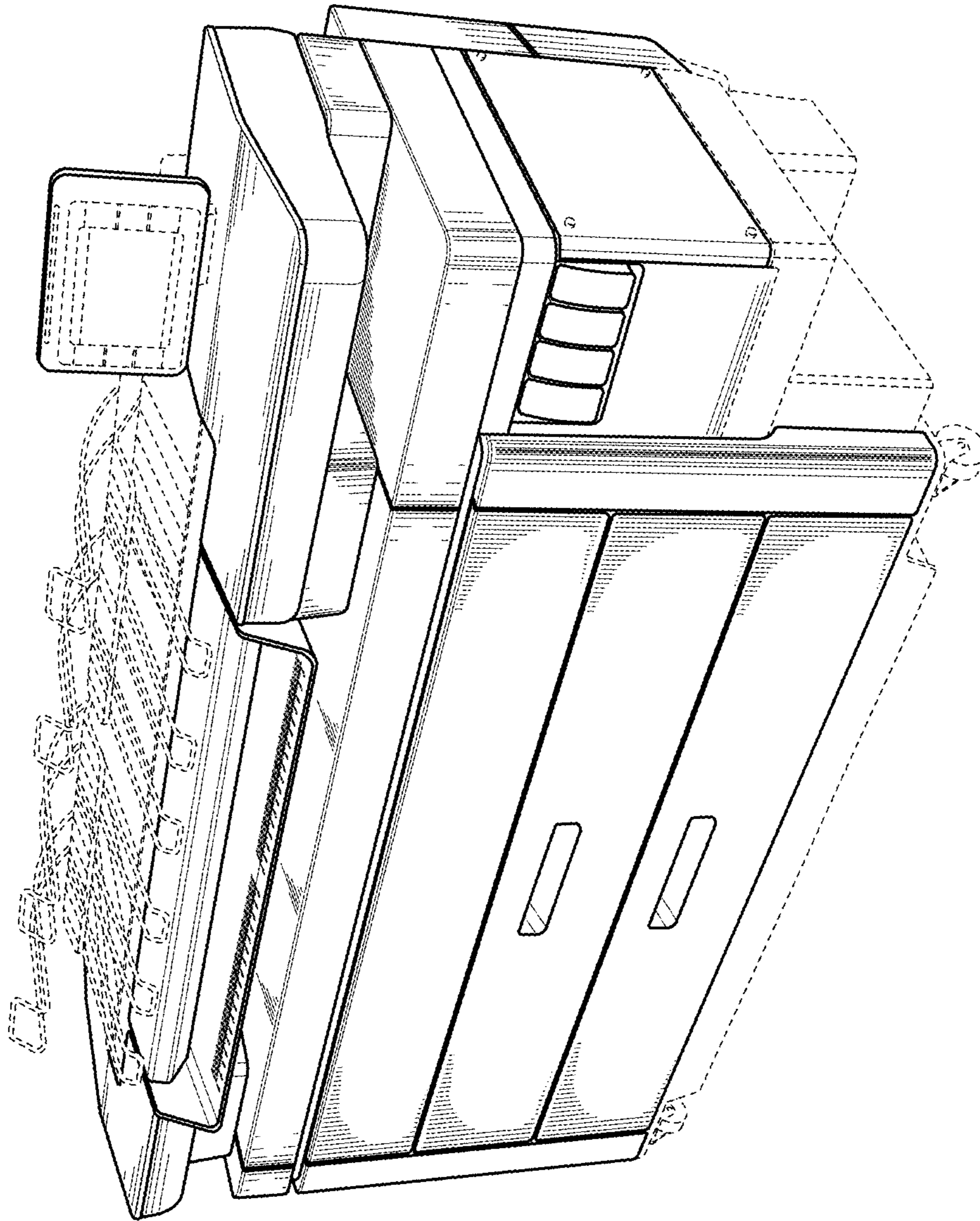


FIG. 1

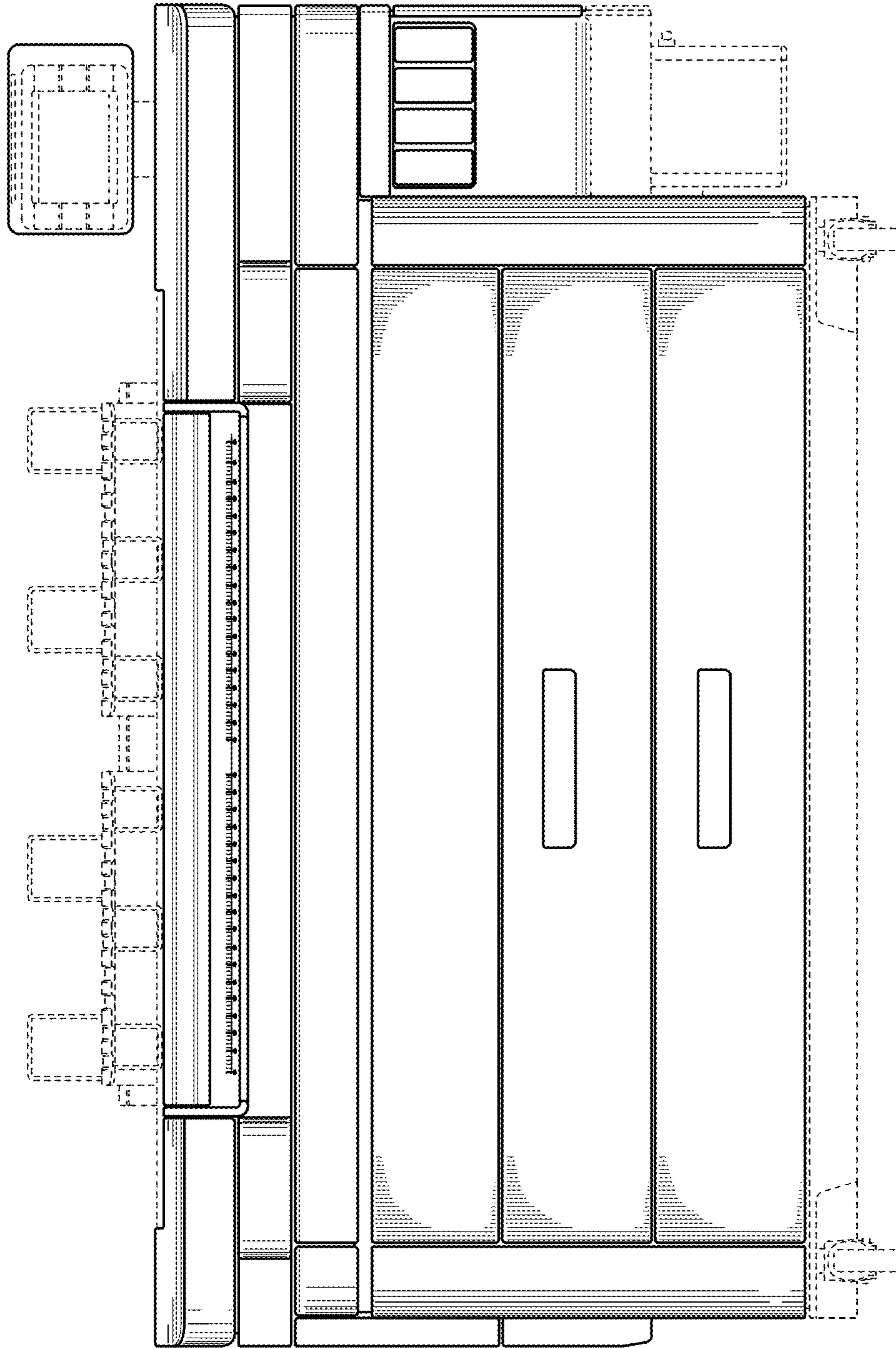


FIG. 2

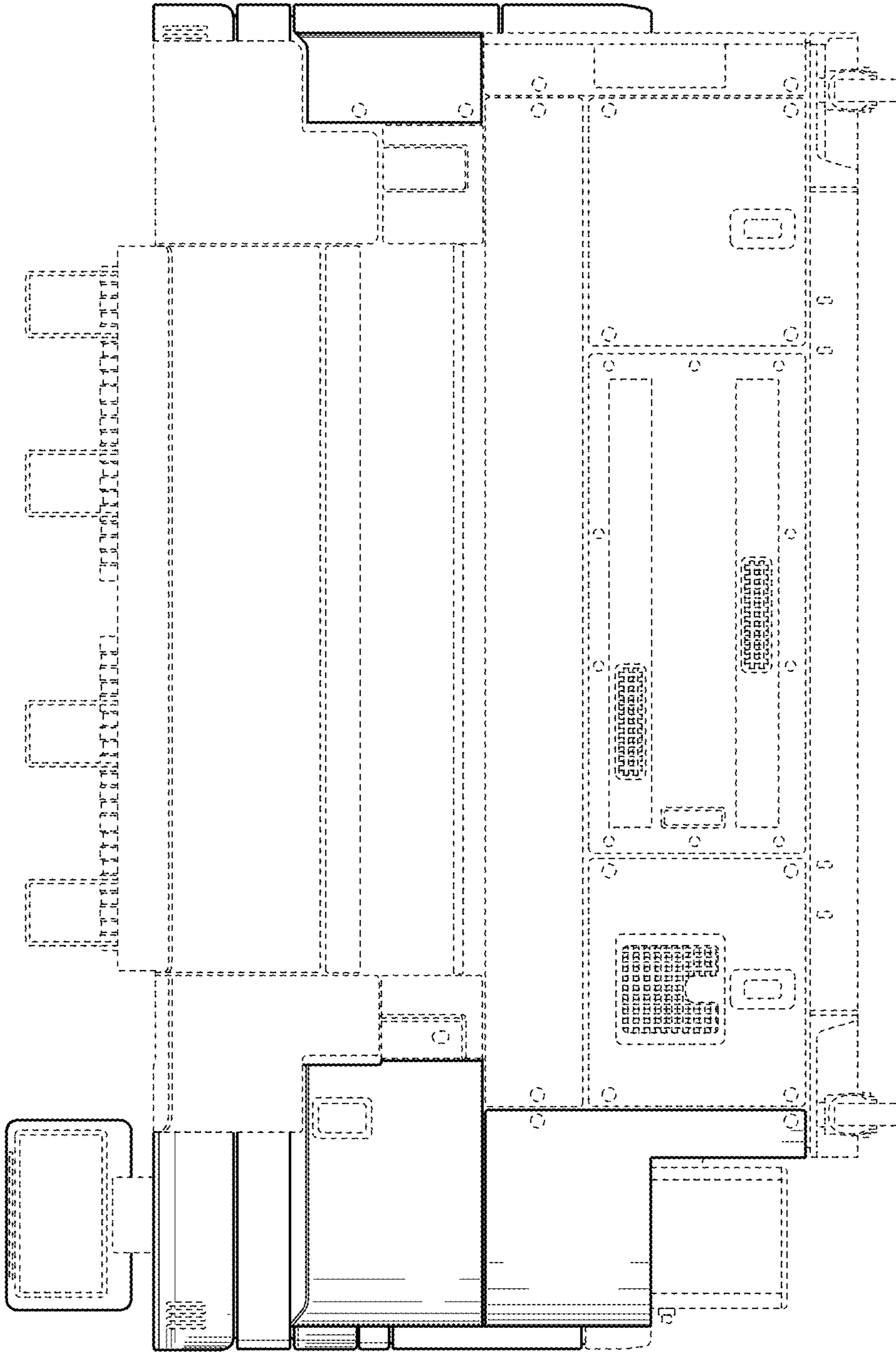


FIG. 3




FIG. 4

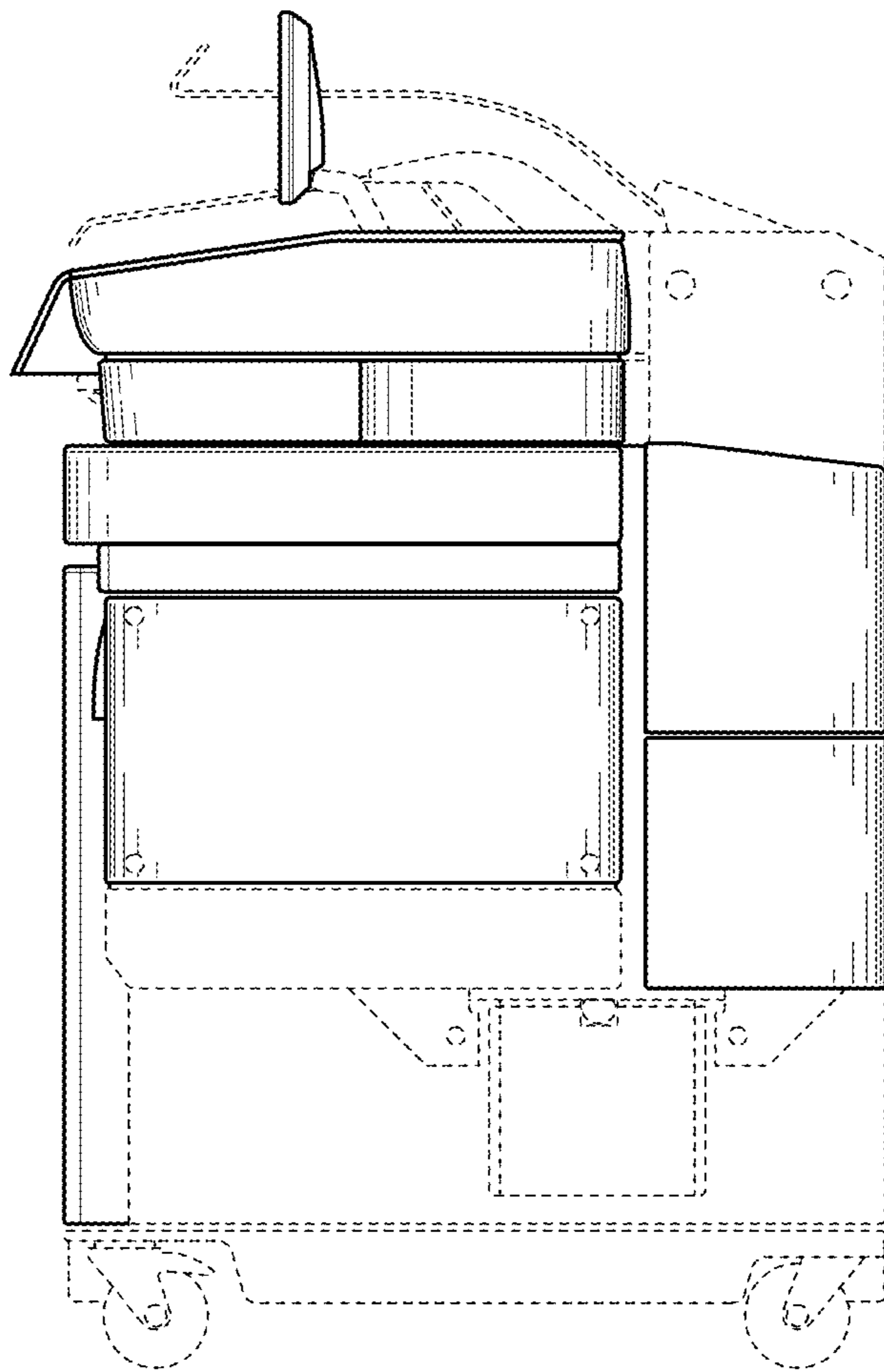


FIG. 5

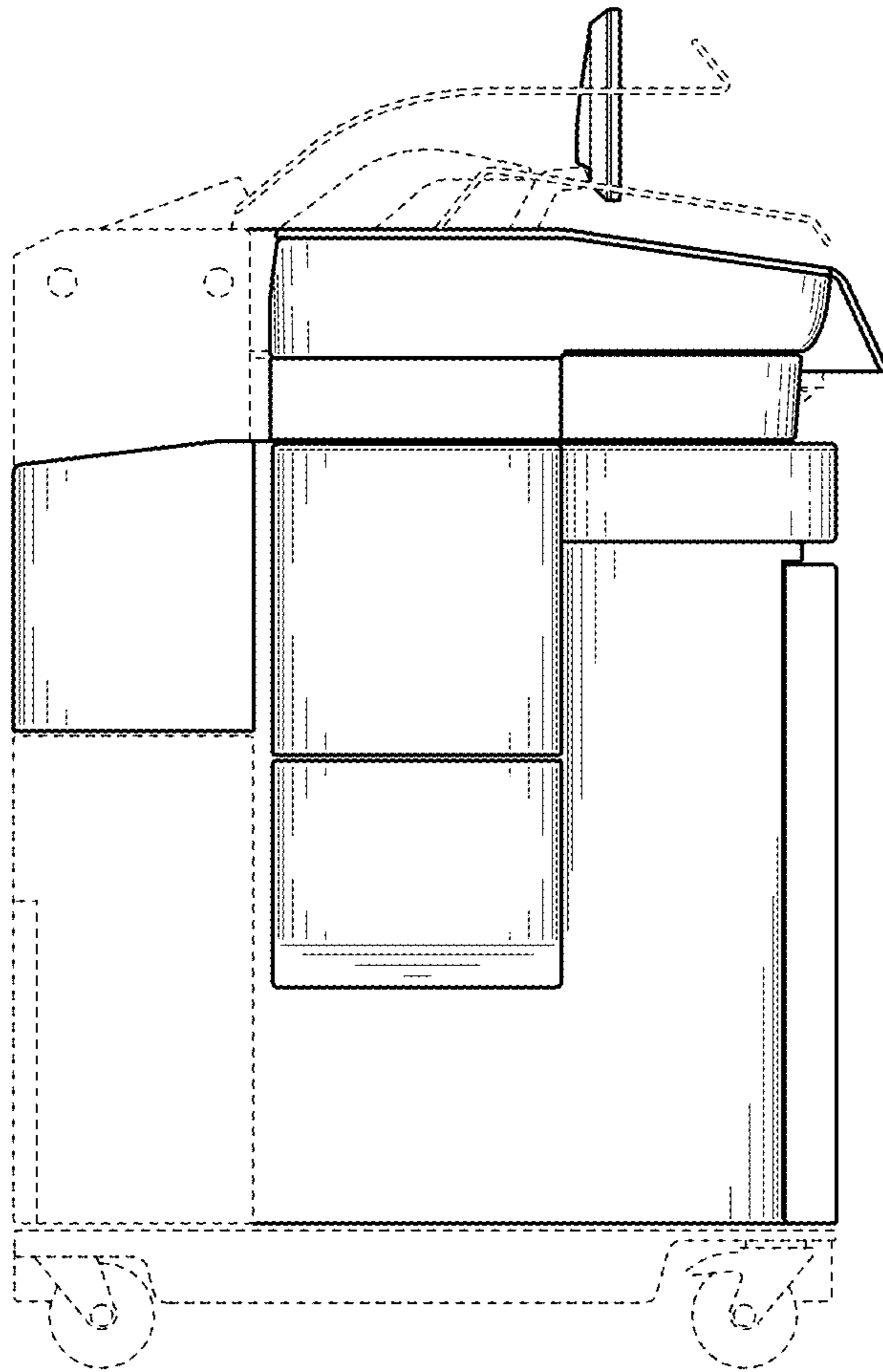


FIG. 6




FIG. 7