



US00D877229S

(12) **United States Design Patent**  
**Lalande-Bertrand**

(10) **Patent No.:** **US D877,229 S**  
(45) **Date of Patent:** **\*\* Mar. 3, 2020**

(54) **CAMERA**  
(71) Applicant: **Genetec Inc.**, St-Laurent (CA)  
(72) Inventor: **Nathaniel Lalande-Bertrand**, Montreal (CA)  
(73) Assignee: **GENETEC INC.**, St-Laurent, QC (CA)  
(\*\*) Term: **15 Years**

D508,064 S \* 8/2005 Ramirez ..... D16/200  
D508,933 S \* 8/2005 Kaneda ..... D16/203  
D672,382 S \* 12/2012 Zeinoun ..... D16/203  
D684,619 S \* 6/2013 Chapple ..... D16/203  
D720,789 S \* 1/2015 Minamide ..... D16/203  
D741,933 S \* 10/2015 Bergstrom ..... D16/203  
D748,710 S \* 2/2016 Bergstrom ..... D16/203  
D753,207 S \* 4/2016 Katori ..... D16/203  
D820,897 S \* 6/2018 Rusz ..... D16/203  
D825,639 S \* 8/2018 Kan ..... D16/203  
D836,149 S \* 12/2018 Ahman ..... D16/203

\* cited by examiner

(21) Appl. No.: **29/599,865**  
(22) Filed: **Apr. 7, 2017**  
(51) **LOC (12) Cl.** ..... **16-01**  
(52) **U.S. Cl.**  
USPC ..... **D16/218**  
(58) **Field of Classification Search**  
USPC ..... D16/200, 202–206, 208, 218, 219;  
348/347, 373–376; 396/535, 539–541;  
250/330, 332  
CPC ..... G03B 15/03; G03B 17/02; G03B 17/04;  
G03B 17/56; G03B 19/04; H04N 5/2251;  
H04N 5/2252; H04N 5/2253; H04N  
5/2254; H04N 2101/00; H04N 5/33;  
H04N 5/332  
See application file for complete search history.

*Primary Examiner* — Ramzi S Almatrahi  
(74) *Attorney, Agent, or Firm* — Anglehart et al.

(57) **CLAIM**

What is claimed is the ornamental design for a camera, as shown and described.

**DESCRIPTION**

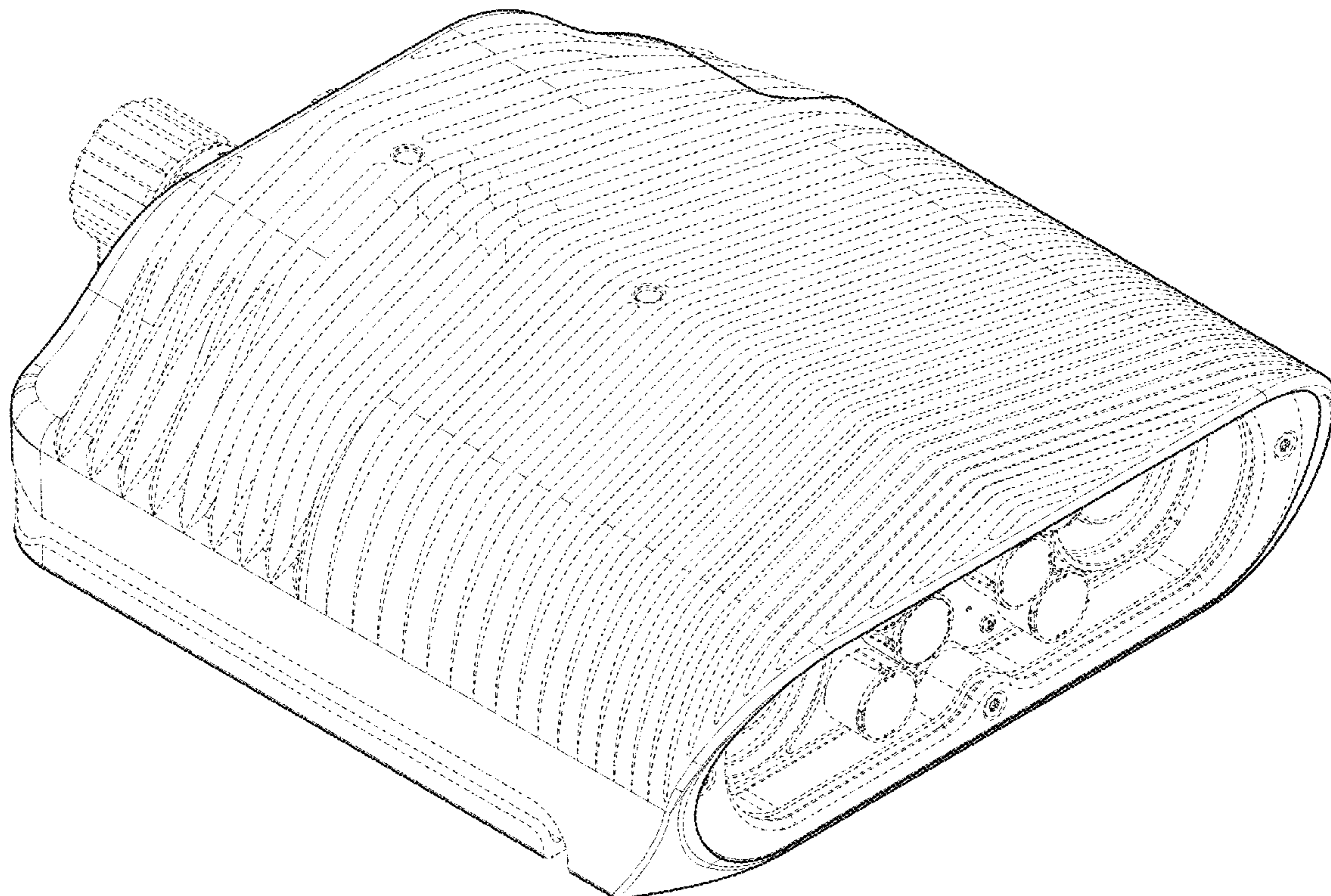
FIG. 1 is a front perspective view of a camera showing my new design;  
FIG. 2 is a top plan view of the camera of FIG. 1;  
FIG. 3 is a bottom plan view of the camera of FIG. 1;  
FIG. 4 is a front elevational view of the camera of FIG. 1;  
FIG. 5 is a rear elevational view of the camera of FIG. 1;  
FIG. 6 is a left side elevational view of the camera of FIG. 1; and,  
FIG. 7 is a right side elevational view of the camera of FIG. 1.  
The broken lines depict portions of the camera in which the design is embodied that form no part of the claimed design.

(56) **References Cited**

**U.S. PATENT DOCUMENTS**

D226,453 S \* 3/1973 Bundy ..... D16/203  
D484,160 S \* 12/2003 Kangasmaa ..... D16/202

**1 Claim, 5 Drawing Sheets**





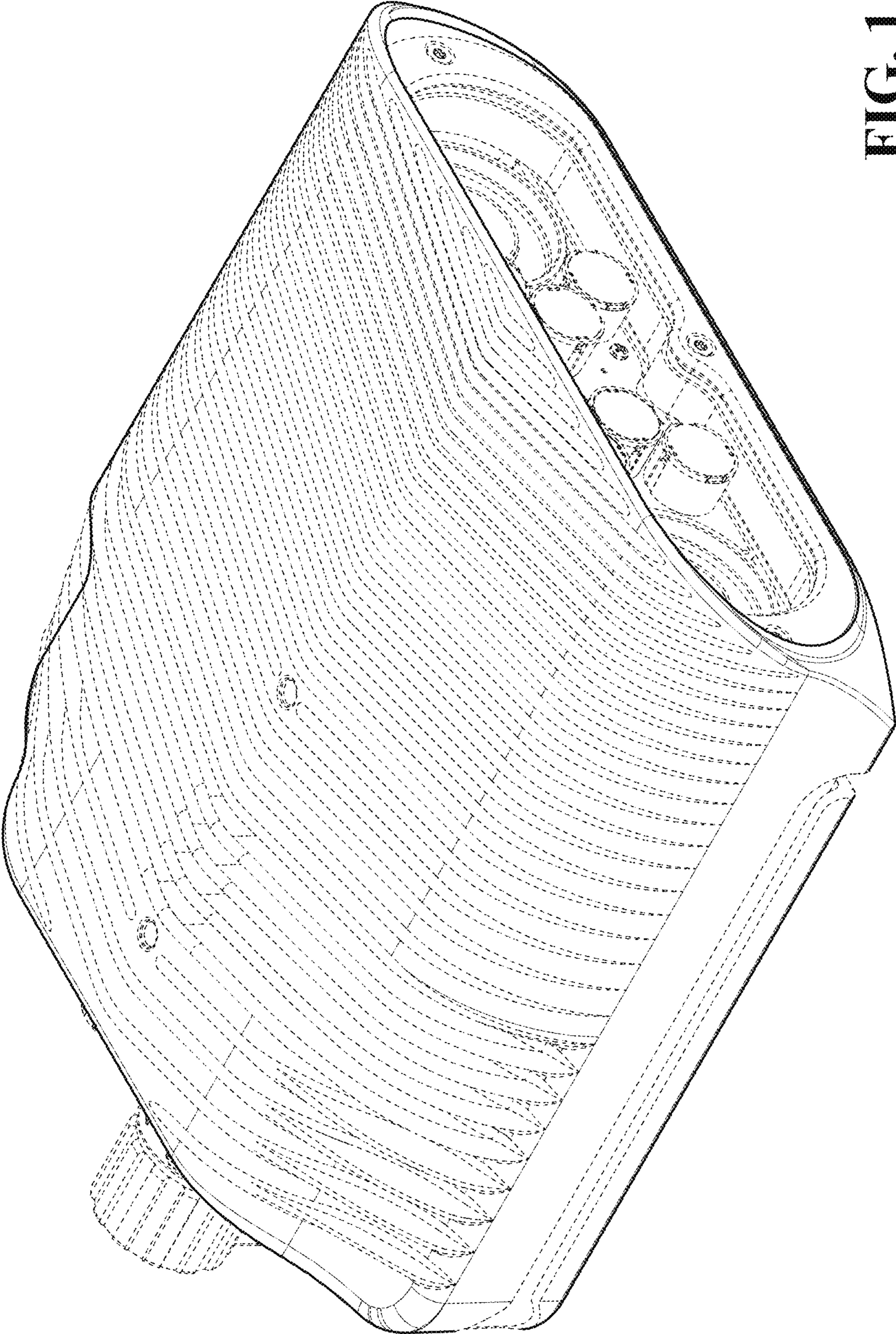


FIG. 1

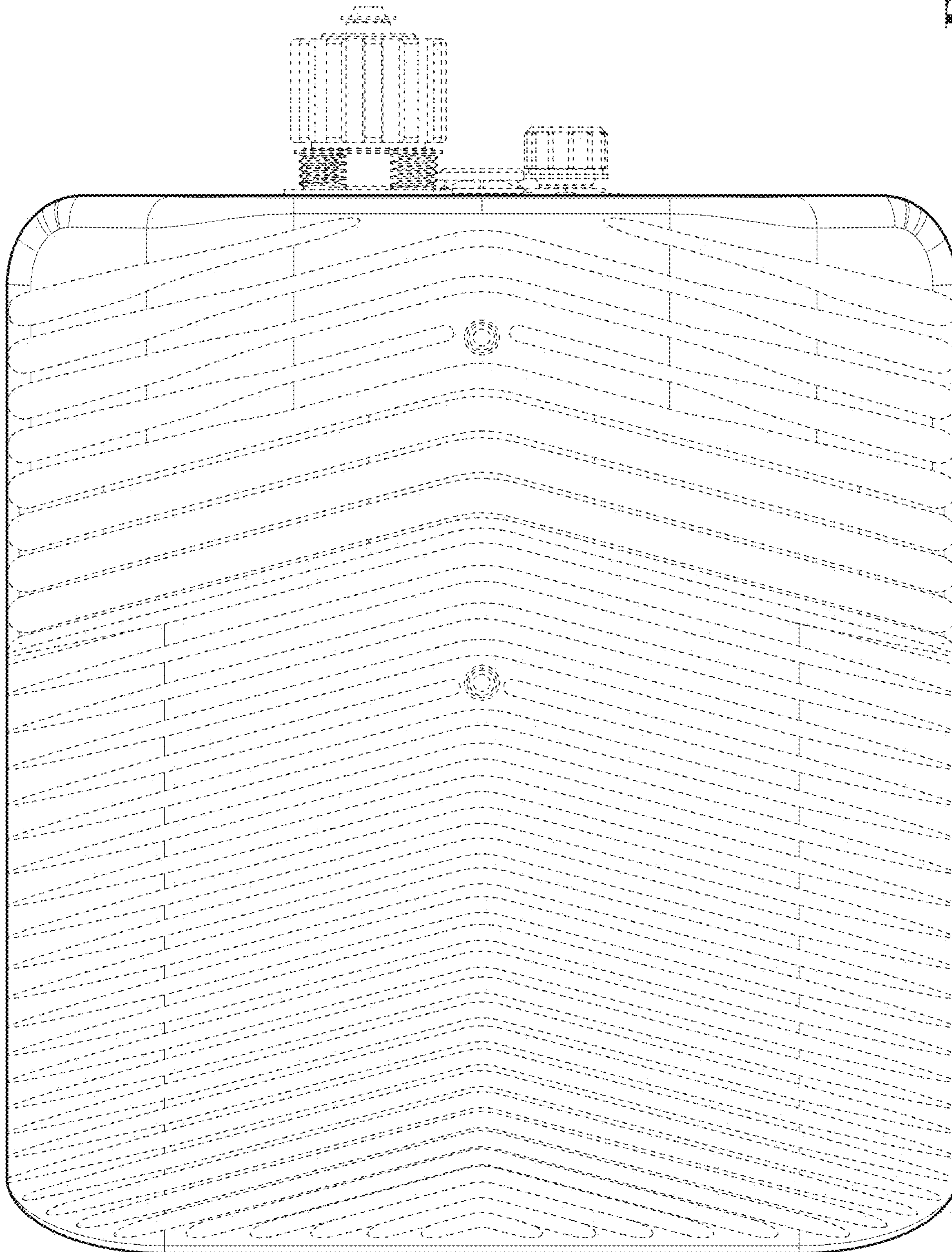


FIG. 2



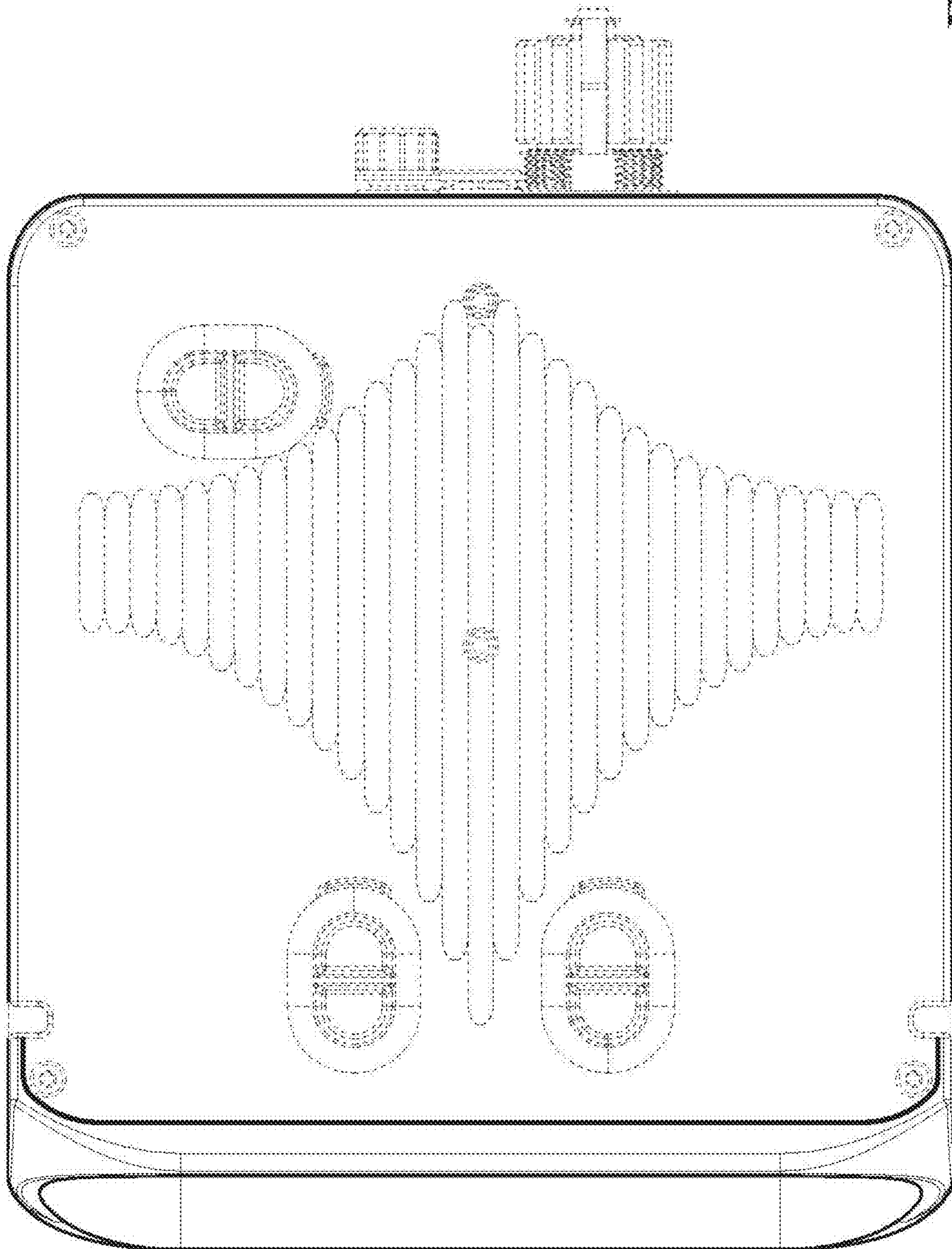


FIG. 3

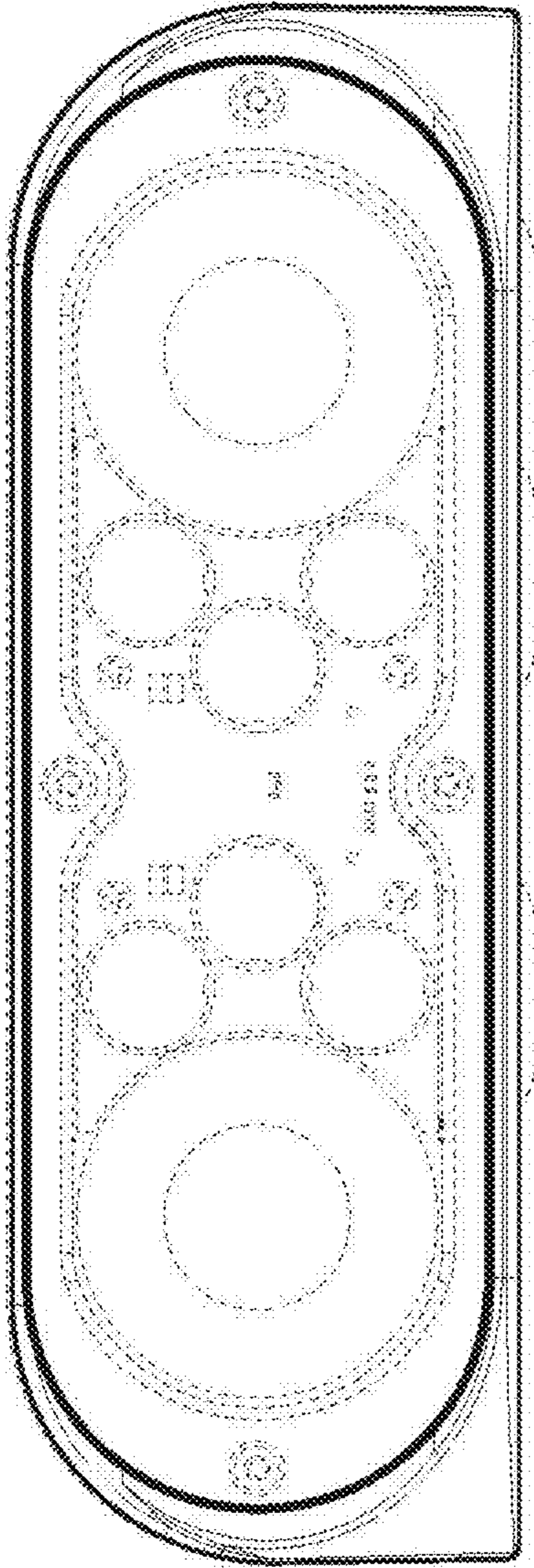


FIG. 4

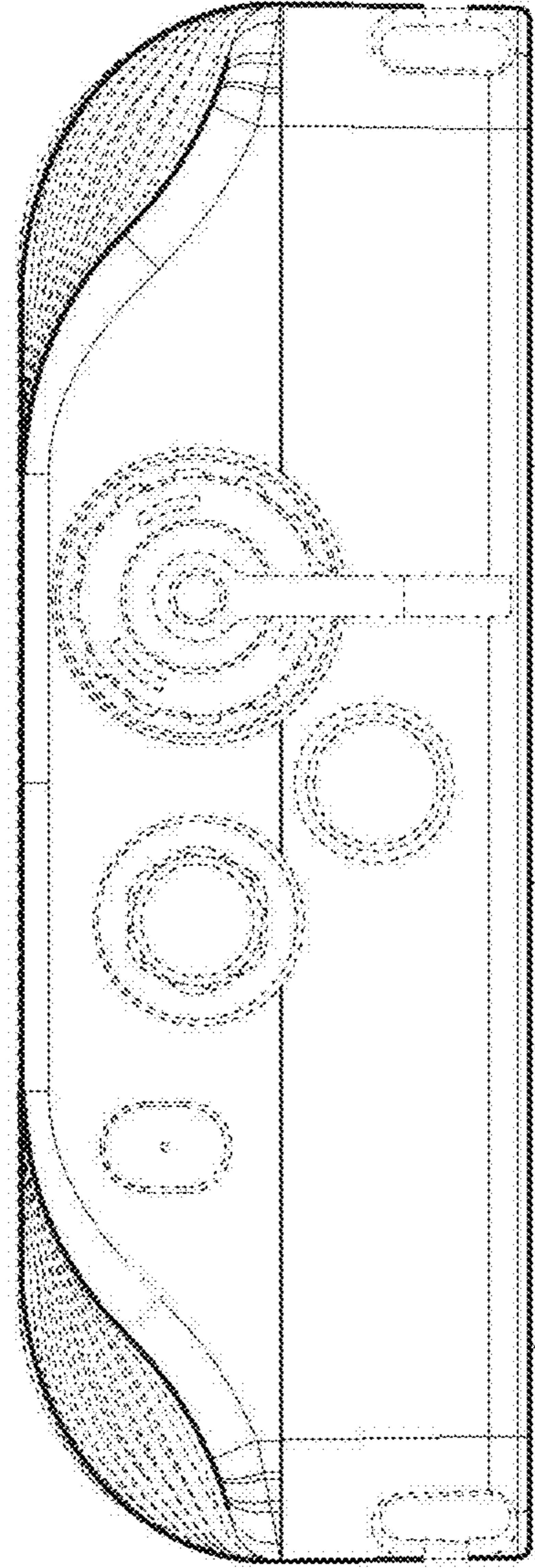


FIG. 5



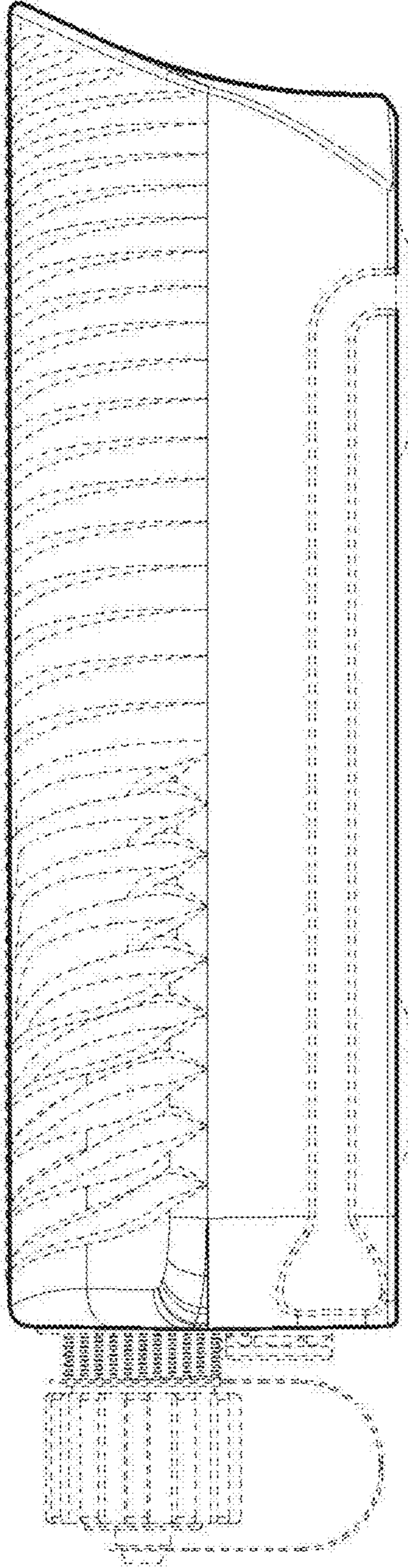


FIG. 6




FIG. 7