



US00D877224S

(12) **United States Design Patent**
Koshiishi

(10) **Patent No.:** **US D877,224 S**
(45) **Date of Patent:** **** Mar. 3, 2020**

(54) **SELF-PROPELLED GUIDE ROBOT AND/OR REPLICA THEREOF**

(71) Applicant: **HONDA MOTOR CO., LTD.**, Tokyo (JP)

(72) Inventor: **Takeshi Koshiishi**, Wako (JP)

(73) Assignee: **HONDA MOTOR CO., LTD.**, Tokyo (JP)

(**) Term: **15 Years**

(21) Appl. No.: **29/664,670**

(22) Filed: **Sep. 27, 2018**

(30) **Foreign Application Priority Data**

Mar. 29, 2018 (JP) 2018-006865

(51) **LOC (12) Cl.** **15-99**

(52) **U.S. Cl.**
USPC **D15/199**

(58) **Field of Classification Search**
USPC D15/199; D21/578-583, 621, 622
CPC B25J 5/007; B25J 11/008; B60B 19/006;
B62D 57/024; Y10S 901/01
See application file for complete search history.

(56) **References Cited**

U.S. PATENT DOCUMENTS

- 4,536,690 A * 8/1985 Belsterling B23Q 1/5462
318/687
- D285,599 S * 9/1986 Forino D21/578
- D450,788 S * 11/2001 Kawasaki D21/578
- D549,756 S * 8/2007 Park D15/199
- D565,070 S * 3/2008 Kim D16/202
- D592,650 S * 5/2009 Tsang D14/242
- D635,603 S * 4/2011 Paz Rodriguez D15/199
- D644,256 S * 8/2011 Kitano D15/199
- D667,268 S * 9/2012 Pallotto D7/510

- D685,438 S * 7/2013 Fan D15/199
- D710,953 S * 8/2014 Katsutani D15/199
- D719,621 S * 12/2014 Song D21/578
- D725,167 S * 3/2015 Song D15/199
- D727,867 S * 4/2015 Chao D14/130
- D741,389 S * 10/2015 Park D16/203
- D761,894 S * 7/2016 Ho D15/199
- D793,145 S * 8/2017 Huang D15/199
- D799,575 S * 10/2017 Tang D15/199
- D802,040 S * 11/2017 Canoso D15/199
- D809,040 S * 1/2018 Webb, II D15/199
- D809,044 S * 1/2018 Loew D16/202
- D810,167 S * 2/2018 Yang D15/199
- D813,281 S * 3/2018 Kittmann D15/199
- D813,926 S * 3/2018 Shin D16/203
- D817,375 S * 5/2018 Deyle D15/199

(Continued)

Primary Examiner — Patricia A Palasik

(74) *Attorney, Agent, or Firm* — Westerman, Hattori, Daniels & Adrian, LLP

(57) **CLAIM**

The ornamental design for a self-propelled guide robot and/or replica thereof, as shown and described.

DESCRIPTION

FIG. 1 is a front view of a self-propelled guide robot and/or replica thereof;

FIG. 2 is a rear view thereof;

FIG. 3 is a plan view thereof;

FIG. 4 is a bottom view thereof;

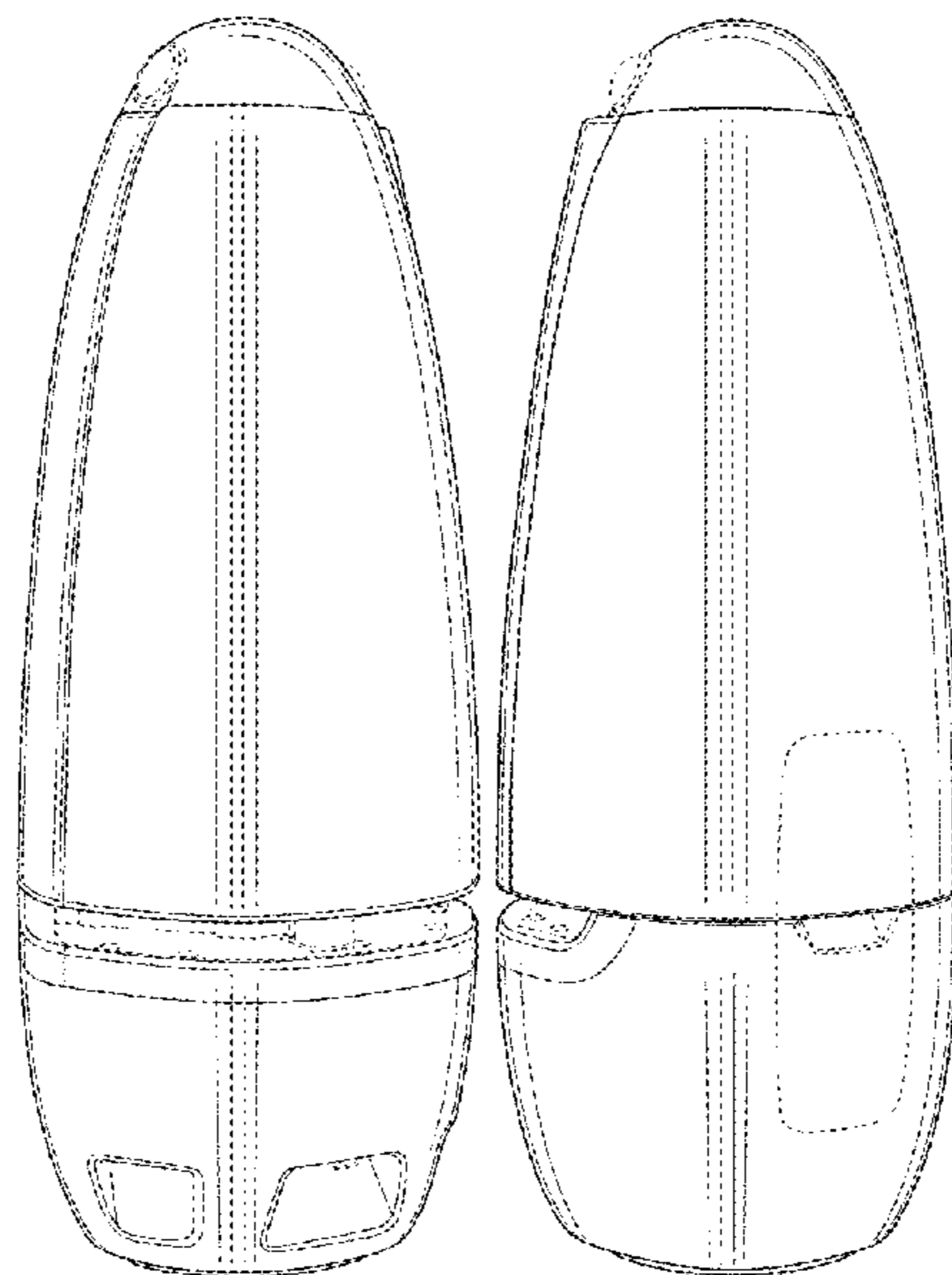
FIG. 5 is a left side view thereof;

FIG. 6 is a front perspective view thereof as seen from the left side; and,

FIG. 7 is a rear perspective view thereof as seen from the right side.

The broken lines shown in the drawings illustrate portions of the self-propelled guide robot and/or replica thereof that form no part of the claimed design.

1 Claim, 3 Drawing Sheets



(56)

References Cited

U.S. PATENT DOCUMENTS

D822,770	S *	7/2018	Hsiao	D21/578
D825,010	S *	8/2018	Osentoski	D21/578
D829,793	S *	10/2018	Wang	D15/199
D835,169	S *	12/2018	Morisawa	D15/199
D835,693	S *	12/2018	Lee	D15/199
D851,149	S *	6/2019	Koshiishi	D15/199
2010/0245569	A1 *	9/2010	Hakoishi	G08B 13/19619 348/143
2015/0094879	A1 *	4/2015	Pari	G05D 1/0276 701/2
2015/0224640	A1 *	8/2015	Vu	B25J 5/007 700/259
2016/0229058	A1 *	8/2016	Pinter	G06Q 50/22

* cited by examiner

FIG. 1

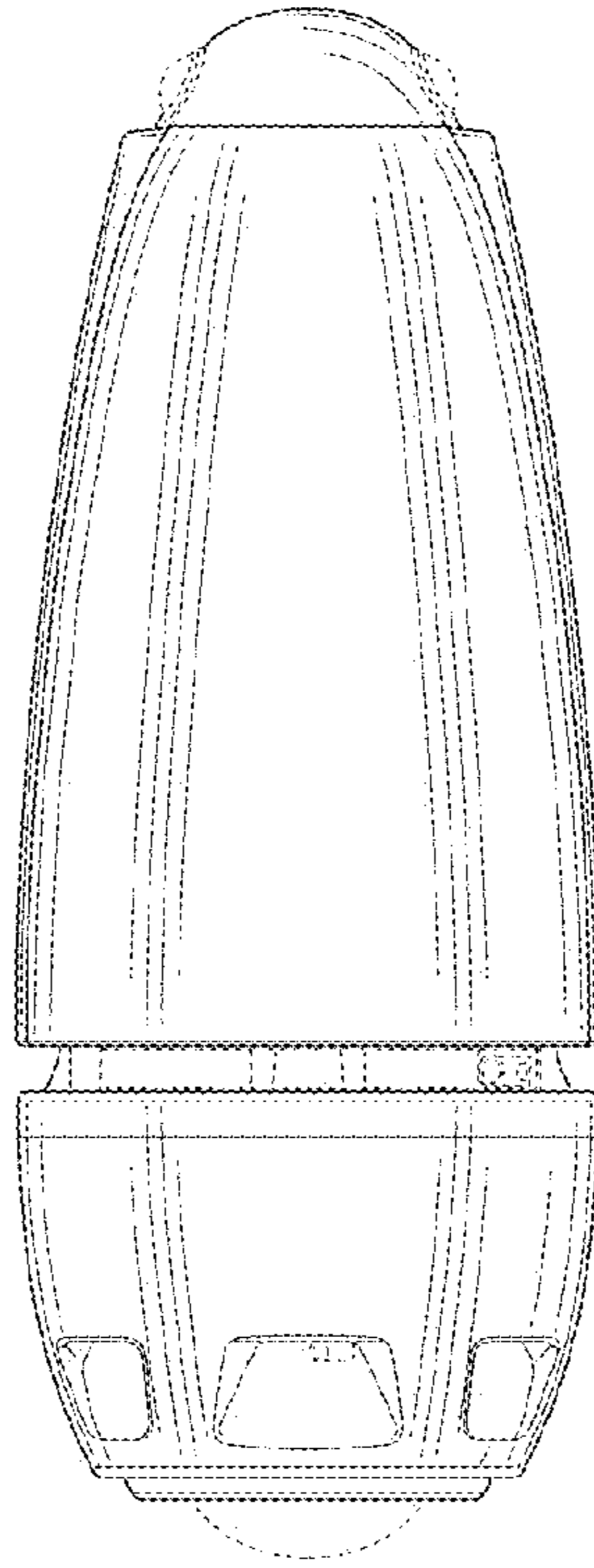


FIG. 2

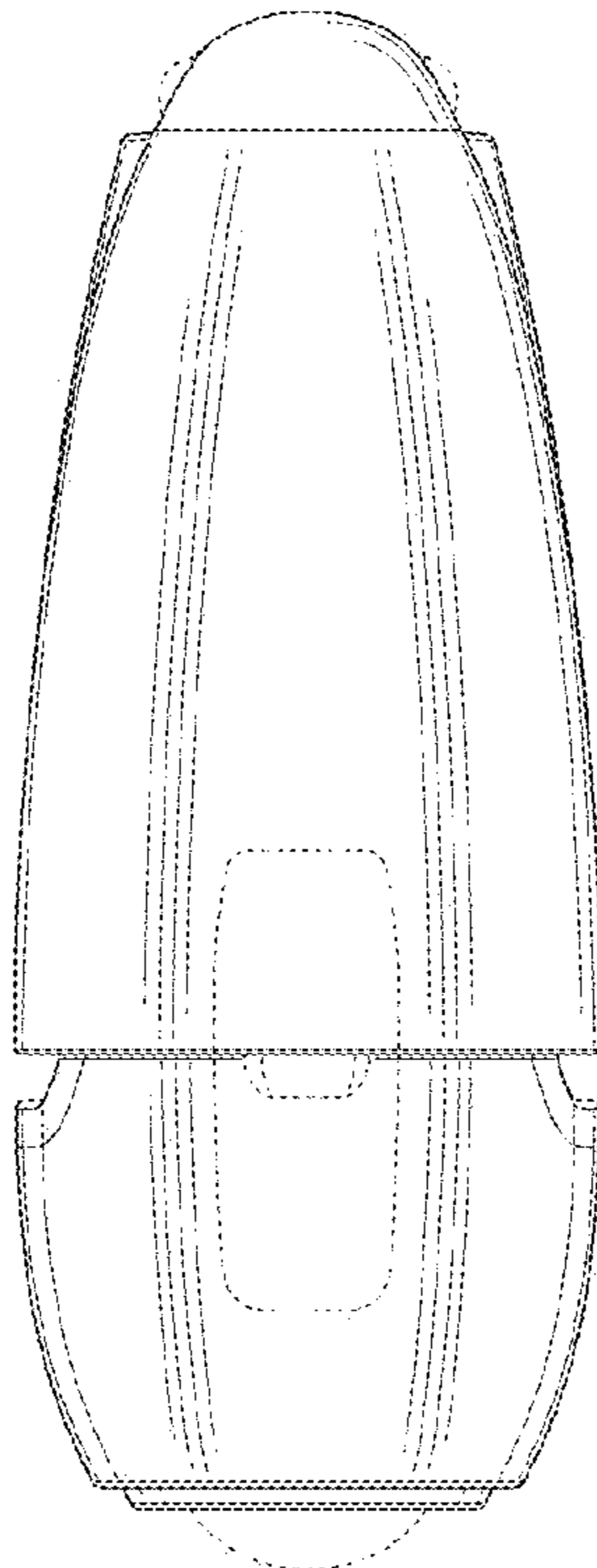


FIG.3

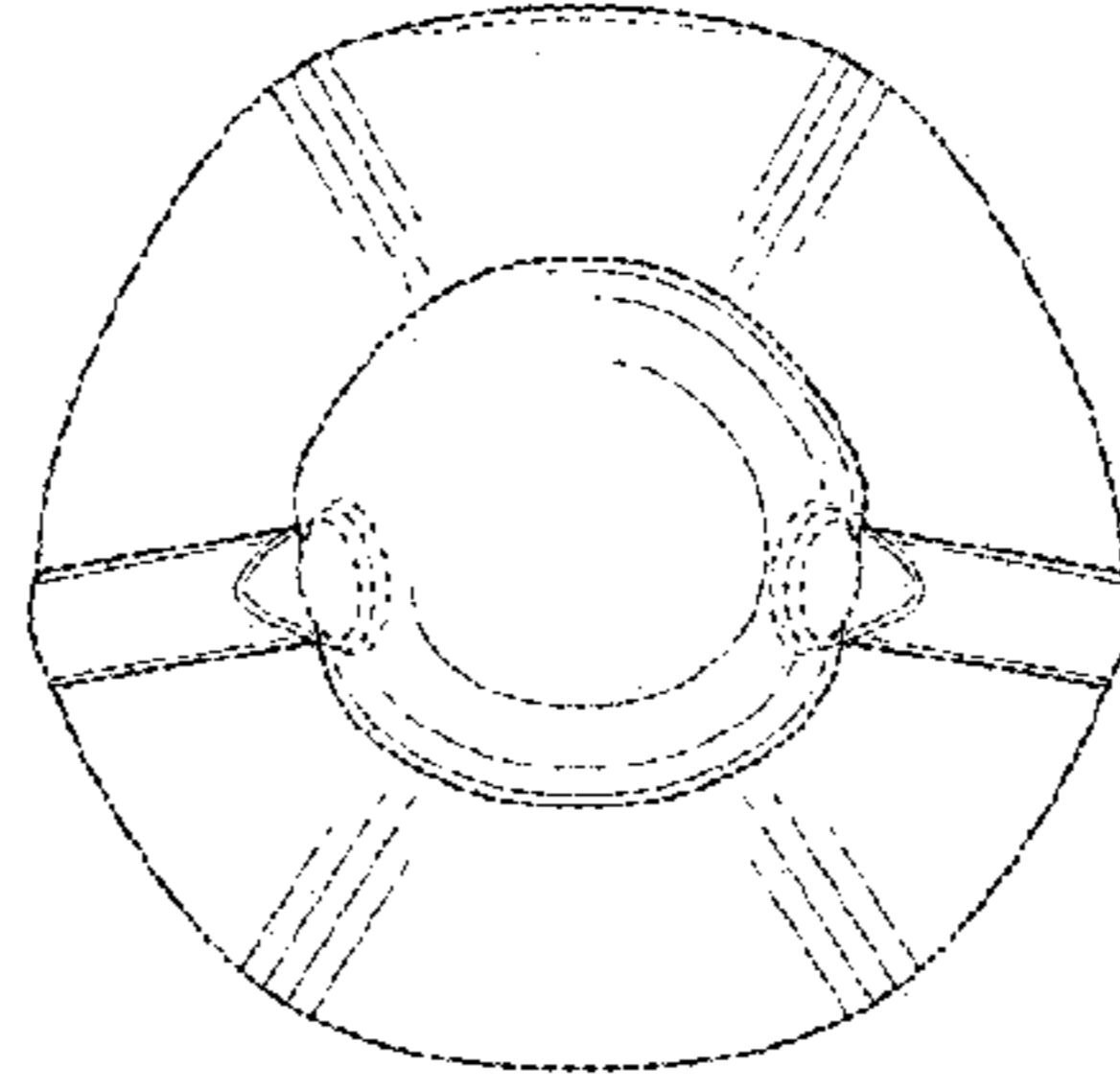


FIG.4

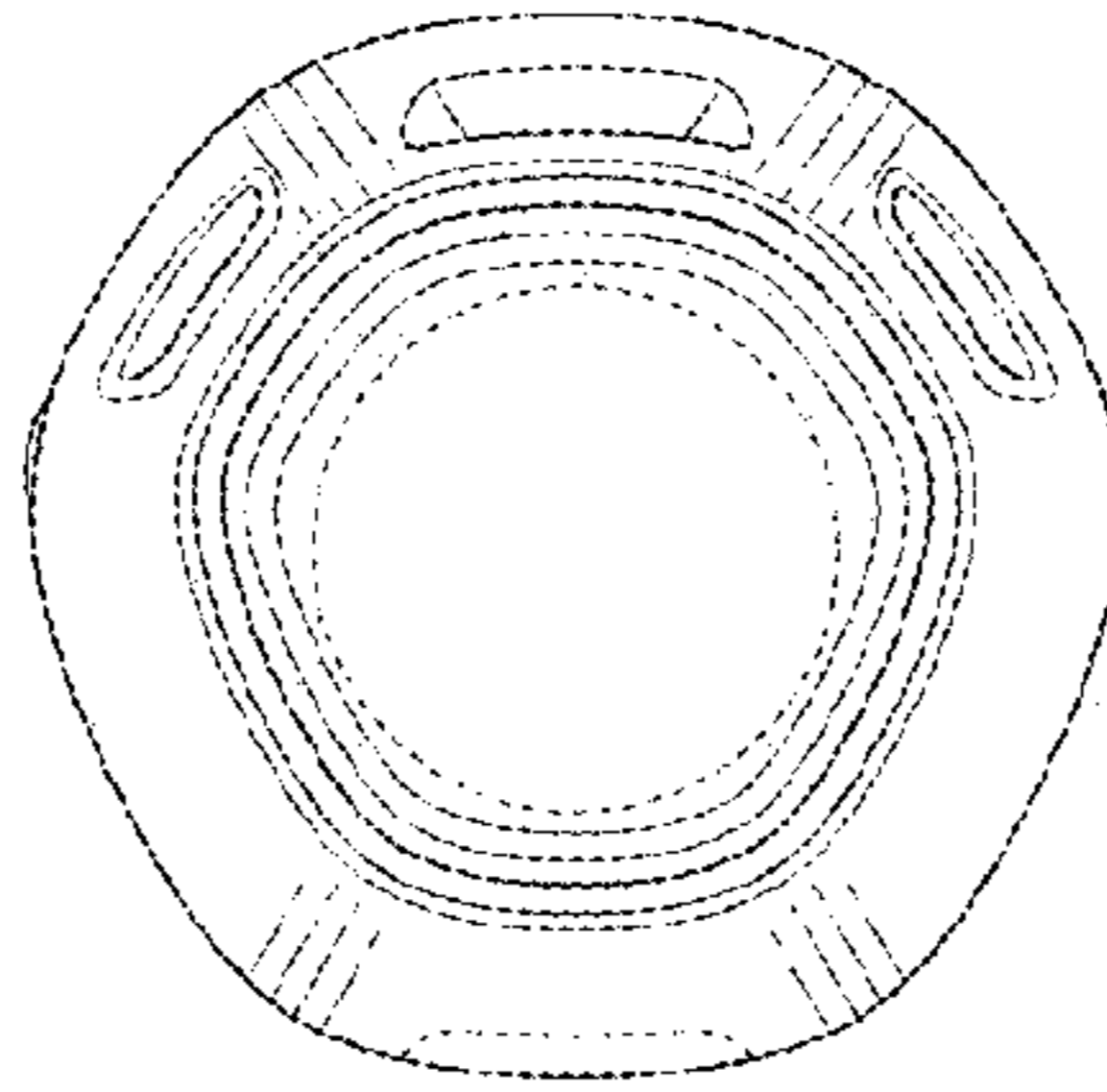


FIG.5

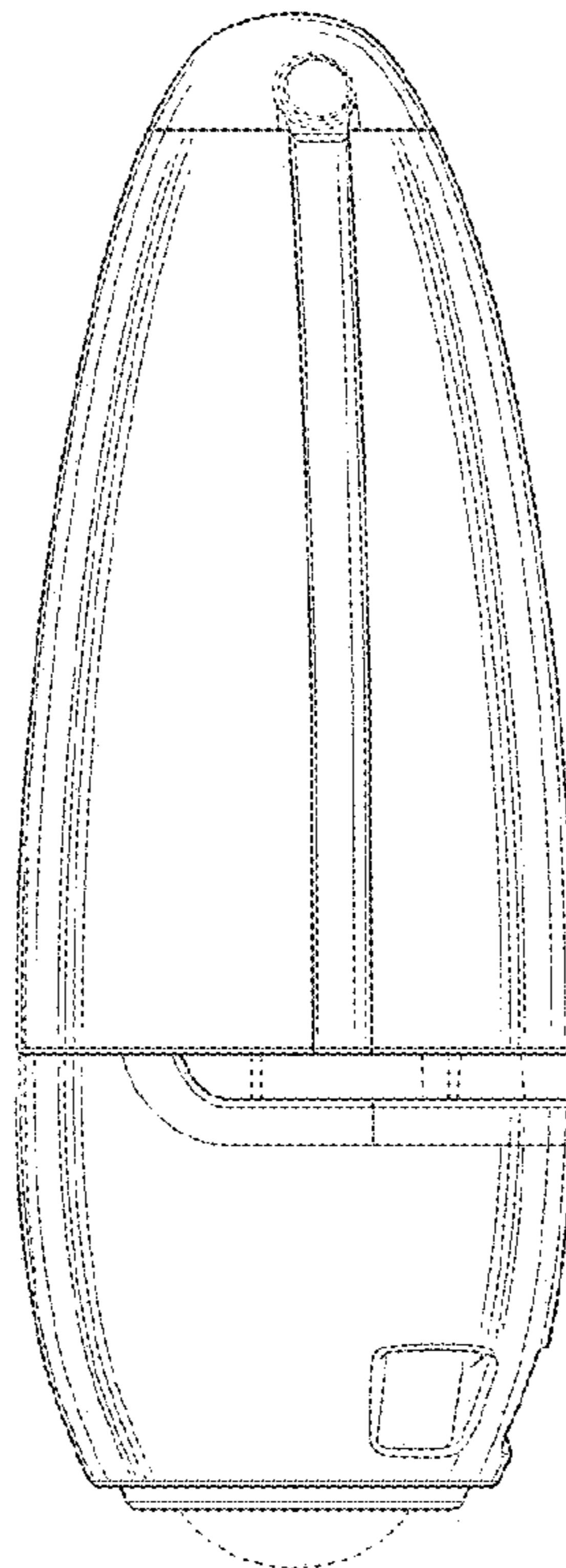


FIG.6

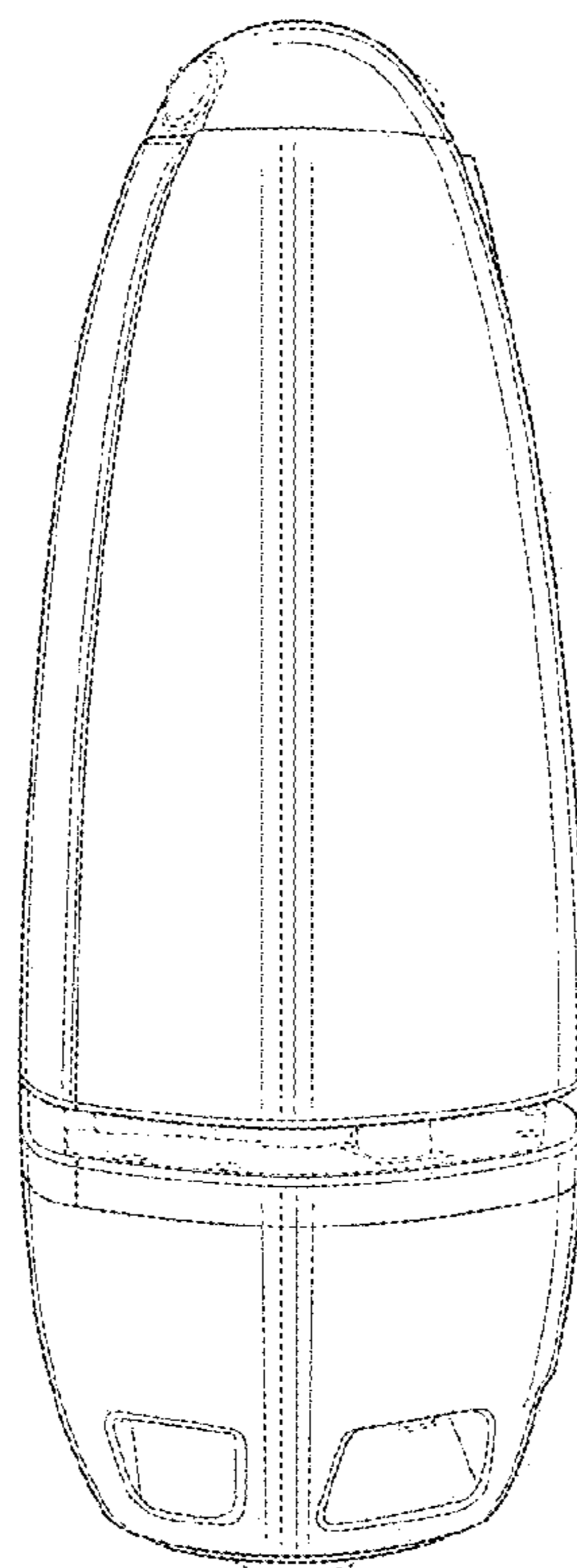


FIG.7

