



US00D877218S

(12) **United States Design Patent**
Wu

(10) **Patent No.:** **US D877,218 S**

(45) **Date of Patent:** **** Mar. 3, 2020**

(54) **TWO-WAY MILLING CUTTER**

(71) Applicant: **Ming-Kung Wu**, Taichung (TW)

(72) Inventor: **Ming-Kung Wu**, Taichung (TW)

(**) Term: **15 Years**

(21) Appl. No.: **29/663,920**

(22) Filed: **Sep. 20, 2018**

(51) **LOC (12) Cl.** **15-09**

(52) **U.S. Cl.**
USPC **D15/139**

(58) **Field of Classification Search**
USPC D8/61, 67, 70, 86; D15/127, 131, 138,
D15/139, 140
CPC . B23B 31/005; B23B 51/002; B23B 2226/75;
B23B 2251/248; B23B 2260/072; B25C
5/02; B25C 5/10; B25C 5/14; B23D
77/00; Y10T 407/19; Y10T 408/907;
B23C 3/12; B23C 3/18
See application file for complete search history.

D632,319 S * 2/2011 Nishimura D15/139
D647,545 S * 10/2011 Nishimura D15/139
D664,167 S * 7/2012 Lampe D15/139
D665,431 S * 8/2012 Pan D15/139
D671,155 S * 11/2012 Defougeres D15/139
D678,369 S * 3/2013 Santamarina D15/139
D686,646 S * 7/2013 Mikado D15/139
D687,871 S * 8/2013 Liao D15/139
D724,125 S * 3/2015 Pierce D15/139
D724,126 S * 3/2015 Senn D15/139
D734,792 S * 7/2015 Santamarina D15/139
D774,573 S * 12/2016 Sharivker D15/139
D792,489 S * 7/2017 Sharivker D15/139
D793,460 S * 8/2017 Sharivker D15/139
D796,563 S * 9/2017 Sharivker D15/139
D797,170 S * 9/2017 Sharivker D15/139
D799,574 S * 10/2017 Fothergill D15/139
D805,114 S * 12/2017 Jones D15/138
D810,158 S * 2/2018 Liao D15/139
D814,536 S * 4/2018 Kawakami D15/139

(Continued)

FOREIGN PATENT DOCUMENTS

DE 202011101382 U1 * 7/2011 B23B 31/005

Primary Examiner — Brett Miller

Assistant Examiner — Fitzgerald L Butac

(56) **References Cited**
U.S. PATENT DOCUMENTS

6,056,486 A * 5/2000 Colvin B23B 51/02
407/11
6,132,149 A * 10/2000 Howarth B23B 51/02
408/229
D520,537 S * 5/2006 Cardew D15/139
D585,919 S * 2/2009 Cantlon D15/139
D599,906 S * 9/2009 Petersen D24/146
D600,260 S * 9/2009 Frejd D15/139
D602,054 S * 10/2009 Yanagida D15/139
D602,055 S * 10/2009 Yanagida D15/139
D608,802 S * 1/2010 Ibarra D15/139
D613,318 S * 4/2010 Frejd D15/139
D617,357 S * 6/2010 Frejd D15/139
D627,806 S * 11/2010 Khina D15/139
D629,027 S * 12/2010 Kersten D15/139

(57) **CLAIM**

The ornamental design for a two-way milling cutter, as shown and described.

DESCRIPTION

FIG. 1 is a perspective view of a two-way milling cutter showing my new design;
FIG. 2 is a front elevational view thereof;
FIG. 3 is a rear elevational view thereof;
FIG. 4 is a left side elevational view thereof;
FIG. 5 is a right side elevational view thereof;
FIG. 6 is a top plan view thereof; and,
FIG. 7 is a bottom plan view thereof.

1 Claim, 4 Drawing Sheets



(56)

References Cited

U.S. PATENT DOCUMENTS

D814,537 S * 4/2018 Wu D15/139
D822,076 S * 7/2018 Nakata D15/139
D823,089 S * 7/2018 Shikama D8/70
D826,299 S * 8/2018 Bailleres D15/139
D833,490 S * 11/2018 Defougeres D15/139
D849,073 S * 5/2019 Spangberg D15/139
D854,062 S * 7/2019 Kaeser D15/139
D858,194 S * 9/2019 Kiser D7/412
D858,595 S * 9/2019 Sharivker B23C 5/10
D15/139
D859,483 S * 9/2019 Zimmermann D15/139
D860,273 S * 9/2019 Sharivker D15/139
2018/0085835 A1 * 3/2018 Wu B23C 5/006

* cited by examiner

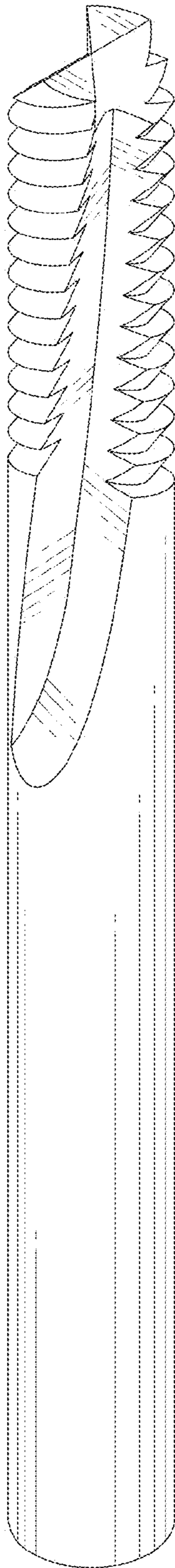


FIG. 1

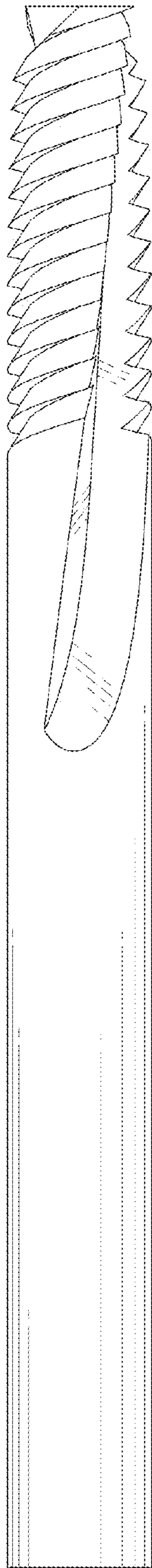


FIG. 2




FIG. 3

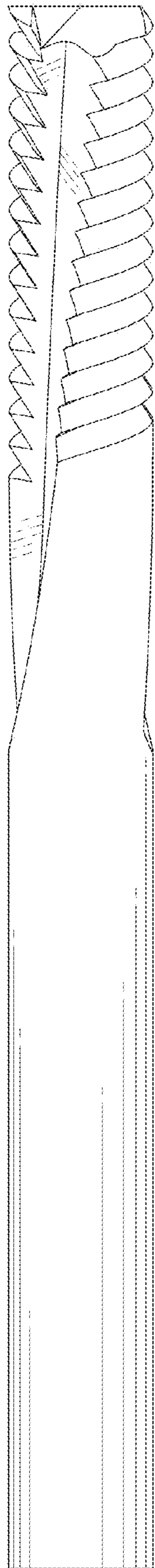


FIG. 4

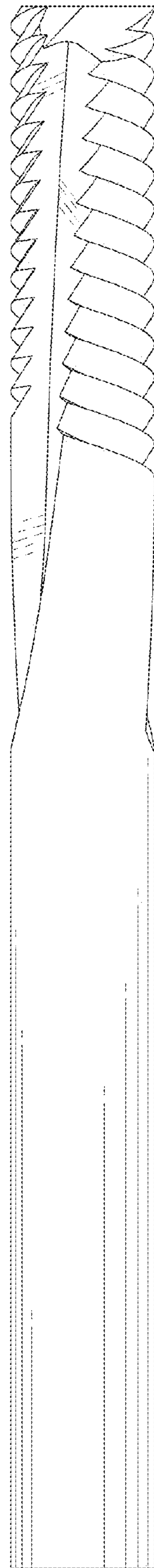


FIG. 5

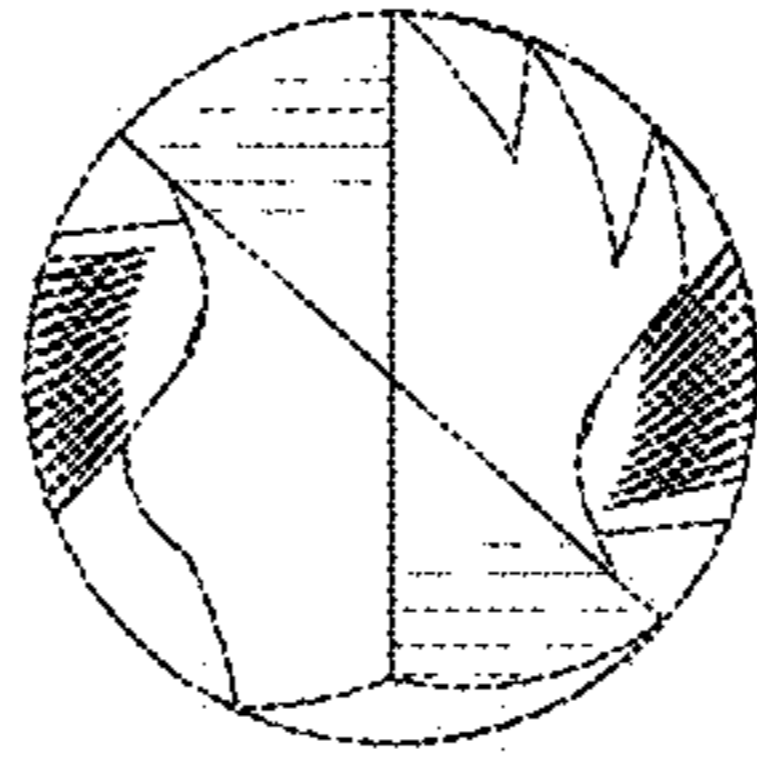


FIG. 6

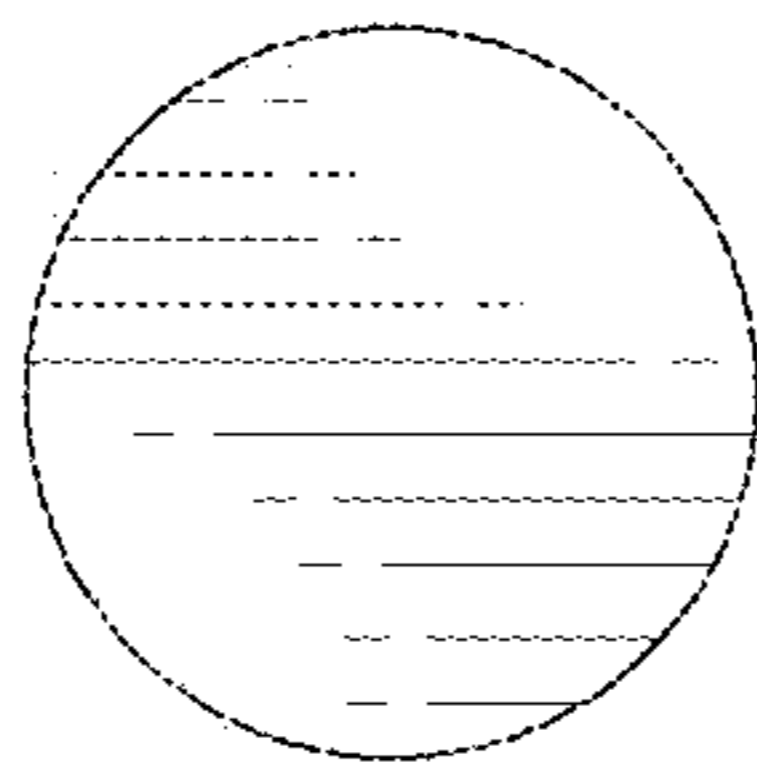


FIG. 7